



US00D400984S

United States Patent [19]
Opielski et al.

[11] **Patent Number: Des. 400,984**
[45] **Date of Patent: **Nov. 10, 1998**

[54] **HALF-ROUND BASE WINDOW COMPONENT**

5,440,847 8/1995 Butler D25/145

[75] Inventors: **Brian C. Opielski**, Malvern, Pa.;
Jerome C. Habeck, Holt, Mich.

Primary Examiner—Doris Clark
Attorney, Agent, or Firm—Duane, Morris & Heckscher

[73] Assignee: **CertainTeed Corporation**, Valley Forge, Pa.

[57] **CLAIM**

[**] Term: **14 Years**

The ornamental design for a half-round base window component, as shown and described.

[21] Appl. No.: **56,424**

DESCRIPTION

[22] Filed: **Jun. 28, 1996**

[51] **LOC (6) Cl.** **25-01**

[52] **U.S. Cl.** **D25/145**

[58] **Field of Search** D25/136, 145,
D25/148; 52/316, 311.1

FIG. 1 is a front elevational view of a half-round base window component showing our new design, the rear plan view being flat;

FIG. 2 is a bottom view of the half-round base window component of FIG. 1.; and,

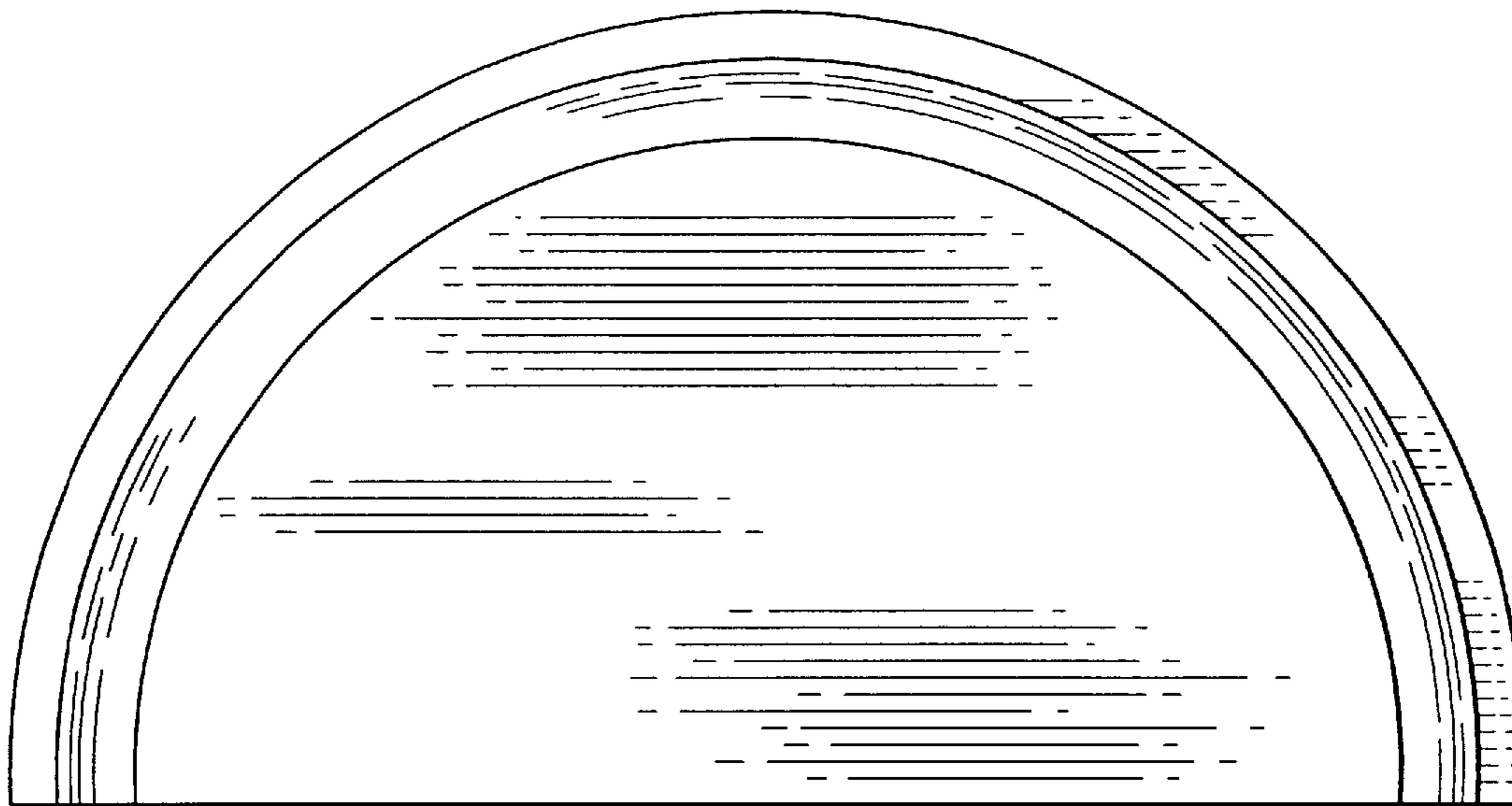
FIG. 3 is a right side elevational view of the half-round base window component of FIG. 1, the left side elevational view being a mirror image thereof.

[56] **References Cited**

U.S. PATENT DOCUMENTS

4,619,093 10/1986 Gandillon 52/316

1 Claim, 1 Drawing Sheet






FIG. 3

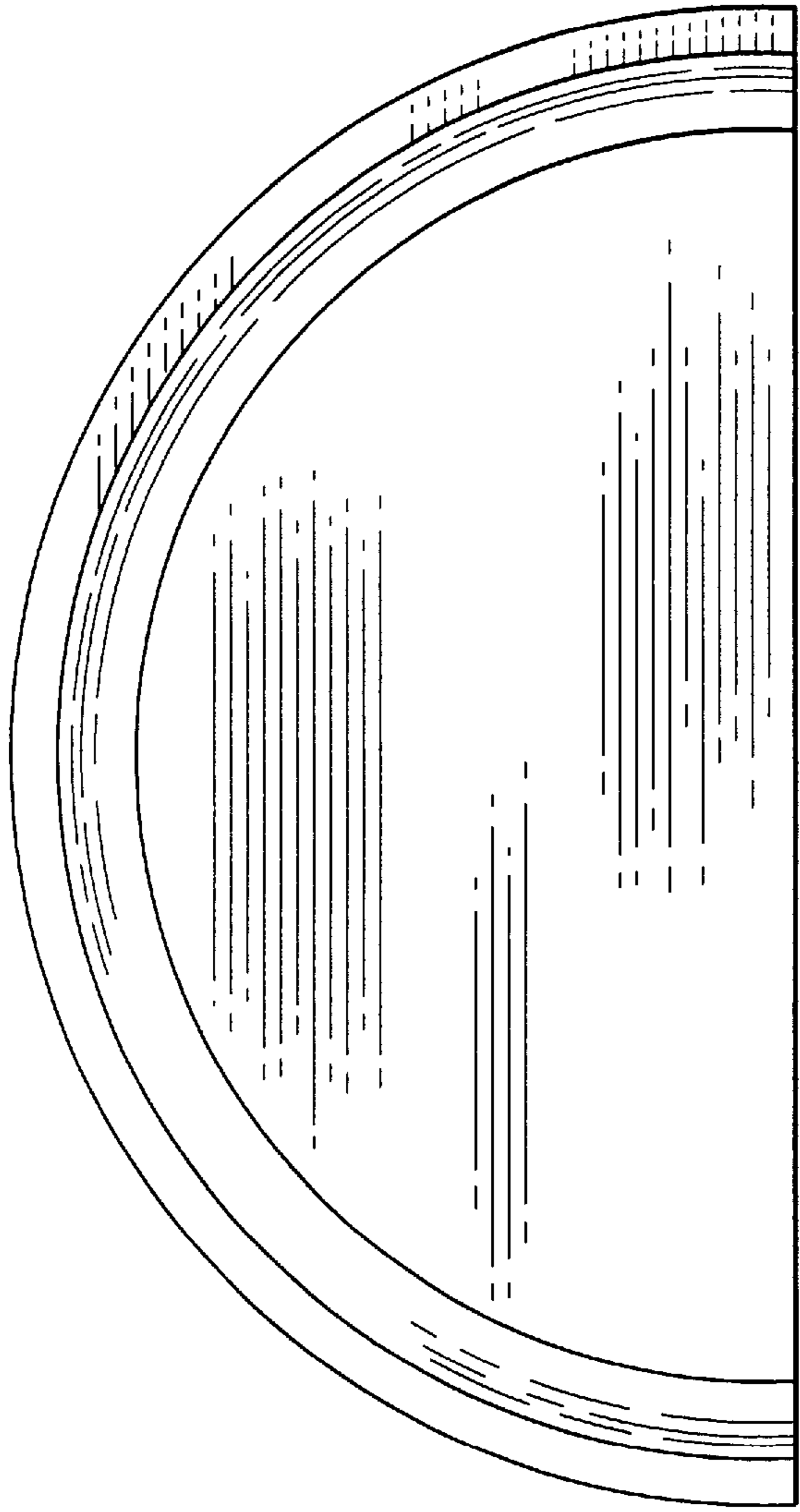


FIG. 1




FIG. 2