



US00D400964S

United States Patent [19] Pingel

[11] **Patent Number: Des. 400,964**

[45] **Date of Patent: **Nov. 10, 1998**

[54] **FISHING ROD INCLUDING AN INTEGRALLY FORMED HANDLE**

[75] Inventor: **Robert L. Pingel**, Carrollton, Tex.

[73] Assignee: **Comfort Grip Systems, LLC**, Darien, Conn.

[**] Term: **14 Years**

[21] Appl. No.: **76,598**

[22] Filed: **Sep. 10, 1997**

[51] **LOC (6) Cl.** **22-05**

[52] **U.S. Cl.** **D22/142**

[58] **Field of Search** D22/142, 139, D22/137; 43/18.1, 20, 21, 22, 23

[56] **References Cited**

U.S. PATENT DOCUMENTS

D. 294,166	2/1988	Myojo	D22/142
D. 315,944	4/1991	Gibich	D22/142
D. 351,012	9/1994	Burghoff	D22/142
1,336,088	4/1920	Poremba	43/23
2,965,995	12/1960	Lasky	43/23
3,222,811	12/1965	Henson	43/18.1
3,296,732	1/1967	Magnus	43/23
3,432,858	3/1969	Bellinger	43/18.1
4,038,719	8/1977	Bennett	16/110 R
4,516,351	5/1985	Highby	43/23
4,693,029	9/1987	Yamamoto et al.	43/23
4,793,087	12/1988	McGee	43/23

4,848,022	7/1989	Ozeki et al.	43/23
4,905,400	3/1990	Brackett et al.	43/23
5,125,130	6/1992	Stanish	16/110 R
5,197,218	3/1993	Legard	43/23
5,396,727	3/1995	Furuya et al.	43/23
5,440,784	8/1995	Hull et al.	16/110 R
5,482,072	1/1996	Cimino	135/72
5,509,228	4/1996	Wright, Jr.	43/23
5,556,092	9/1996	Theken	273/75

Primary Examiner—Doris V. Coles
Attorney, Agent, or Firm—Dennis T. Griggs

[57] **CLAIM**

The ornamental design for a fishing rod including an integrally formed handle, as shown and described.

DESCRIPTION

FIG. 1 is a left side elevational view of a fishing rod including an integrally formed handle according to my new design, the right side elevational view being the mirror image thereof;

FIG. 2 is an enlarged left side elevational view, partially broken away, of the fishing rod and integrally formed handle;

FIG. 3 is a right side elevational view thereof;

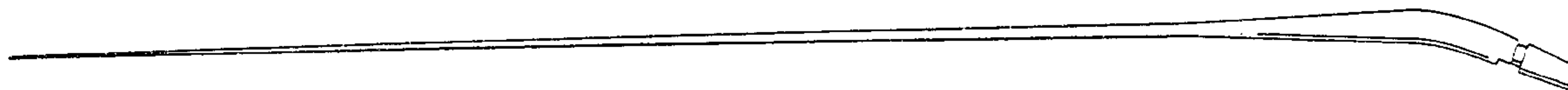
FIG. 4 is a top plan view thereof;

FIG. 5 is a bottom plan view thereof;

FIG. 6 is a front elevational view thereof; and,

FIG. 7 is a rear elevational view thereof.

1 Claim, 3 Drawing Sheets



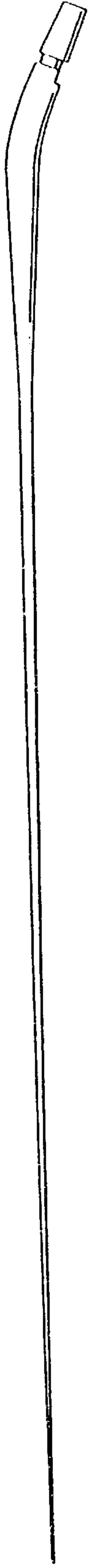


FIG. 1



FIG. 2

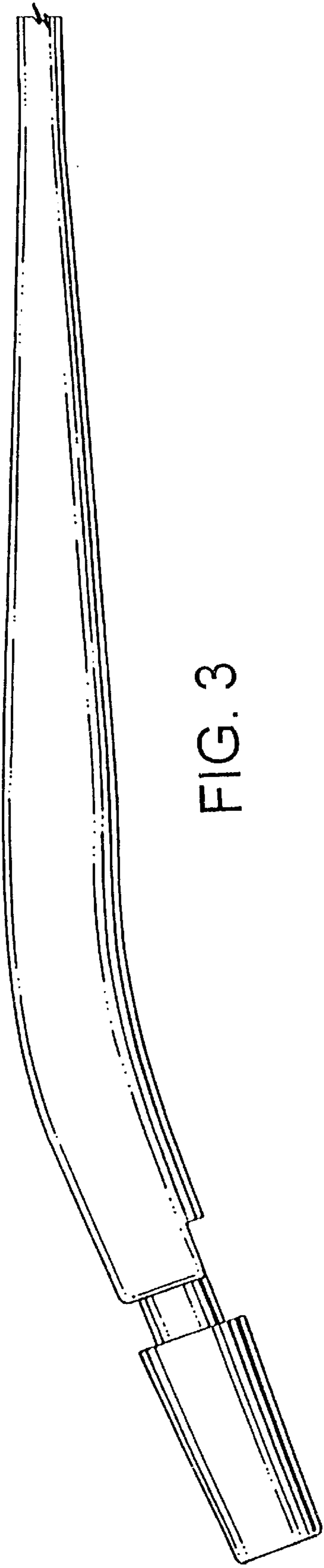


FIG. 3



FIG. 4




FIG. 5

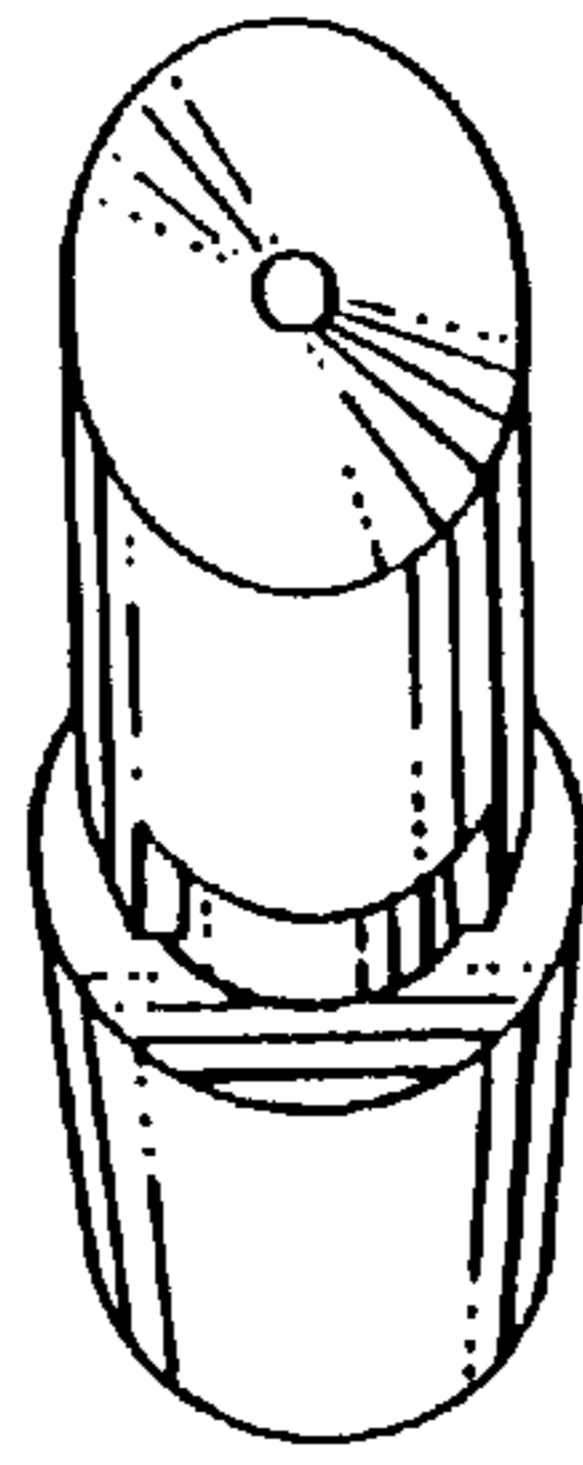


FIG. 6

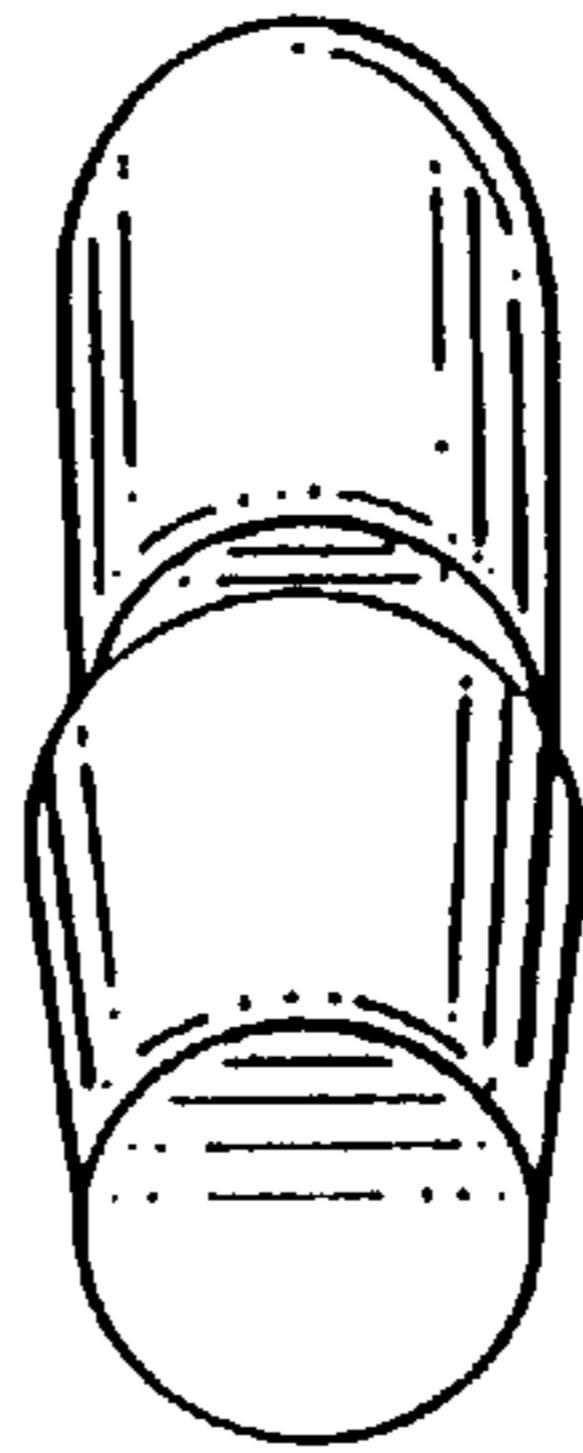


FIG. 7