



US00D400962S

United States Patent [19] Pingel

[11] **Patent Number: Des. 400,962**

[45] **Date of Patent: **Nov. 10, 1998**

[54] **FISHING ROD HANDLE**

[75] Inventor: **Robert L. Pingel**, Carrollton, Tex.

[73] Assignee: **Comfort Grip Systems, LLC**, Darien, Conn.

[**] Term: **14 Years**

[21] Appl. No.: **76,567**

[22] Filed: **Sep. 10, 1997**

[51] **LOC (6) Cl.** **22-05**

[52] **U.S. Cl.** **D22/142**

[58] **Field of Search** D22/142; 43/18.1, 43/22, 20, 23

[56] **References Cited**

U.S. PATENT DOCUMENTS

D. 283,720	5/1986	Benit	D22/142
D. 289,193	4/1987	Childre	D22/142
D. 300,768	4/1989	Andreasen et al.	D22/142
4,038,719	8/1977	Bennett	16/110 R
4,516,351	5/1985	Highby	43/23
4,577,432	3/1986	Brackett et al.	43/23
4,631,853	12/1986	Brackett et al.	43/23
4,693,029	9/1987	Yamamoto et al.	43/23
4,793,087	12/1988	McGee	43/23
4,848,022	7/1989	Ozeki et al.	43/23

4,905,400	3/1990	Brackett et al.	43/23
5,125,130	6/1992	Stanish	16/110 R
5,396,727	3/1995	Furuya et al.	43/23
5,440,784	8/1995	Hull et al.	16/110 R
5,482,072	1/1996	Cimino	135/72
5,509,228	4/1996	Wright, Jr.	43/23
5,535,539	7/1996	Vetre	43/18.1
5,556,092	9/1996	Theken	273/75

Primary Examiner—Doris V. Coles
Attorney, Agent, or Firm—Dennis T. Griggs

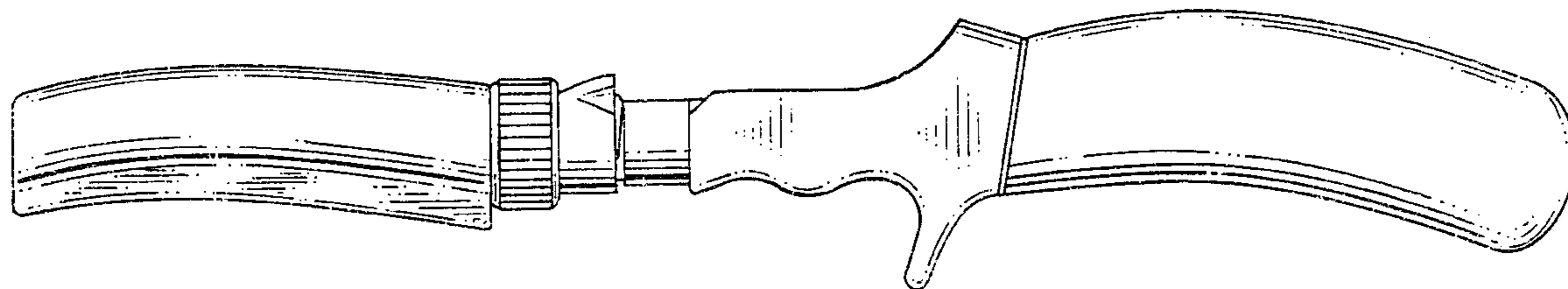
[57] **CLAIM**

The ornamental design for a fishing rod handle, as shown and described.

DESCRIPTION

FIG. 1 is a left side elevational view of a fishing rod handle, showing my new design;
FIG. 2 is right side elevational view thereof;
FIG. 3 is a top plan view thereof;
FIG. 4 is a bottom plan view thereof;
FIG. 5 is a front elevational view thereof;
FIG. 6 is a rear elevational view thereof; and,
FIG. 7 is a side elevational view thereof, the broken line showing of a casting reel and part of a rod being included for the purpose of illustrating environmental elements only and forming no part of the claimed design.

1 Claim, 3 Drawing Sheets



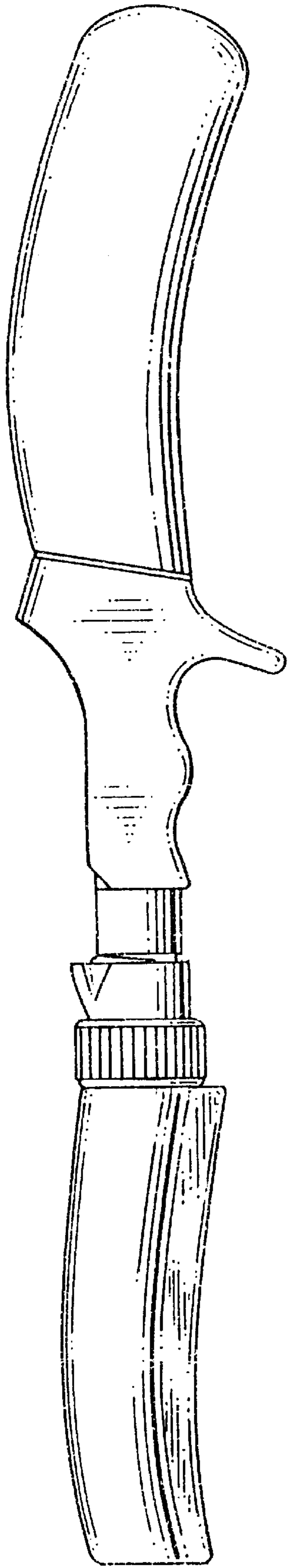


FIG. 1

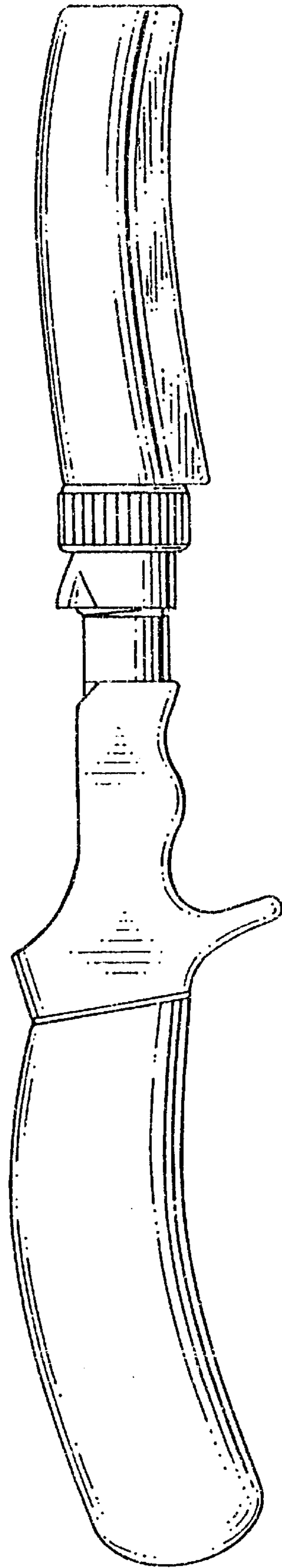


FIG. 2

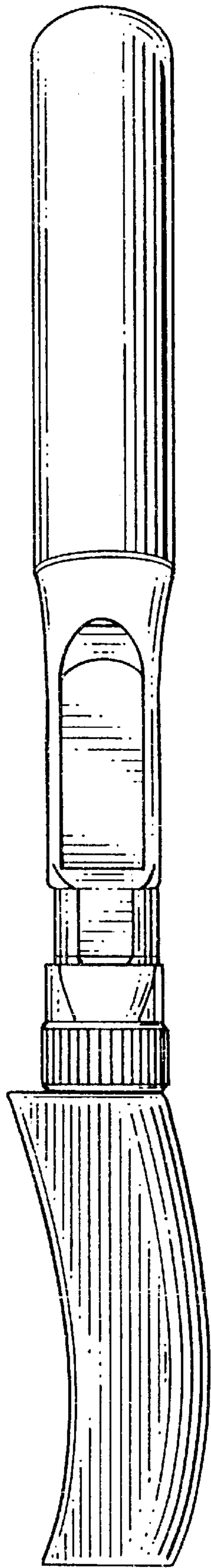


FIG. 3

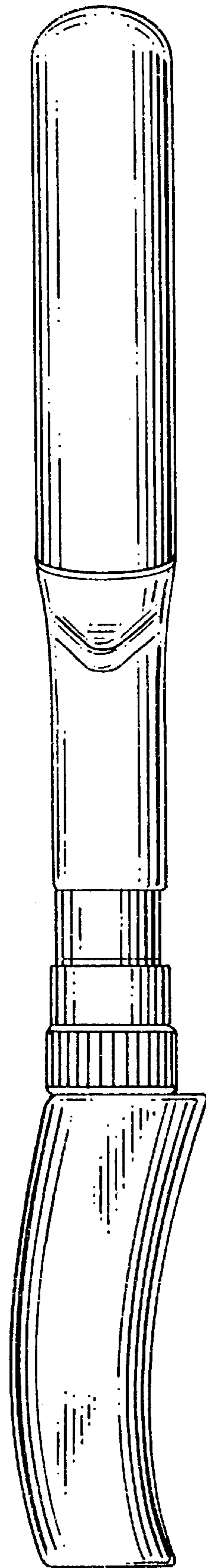


FIG. 4

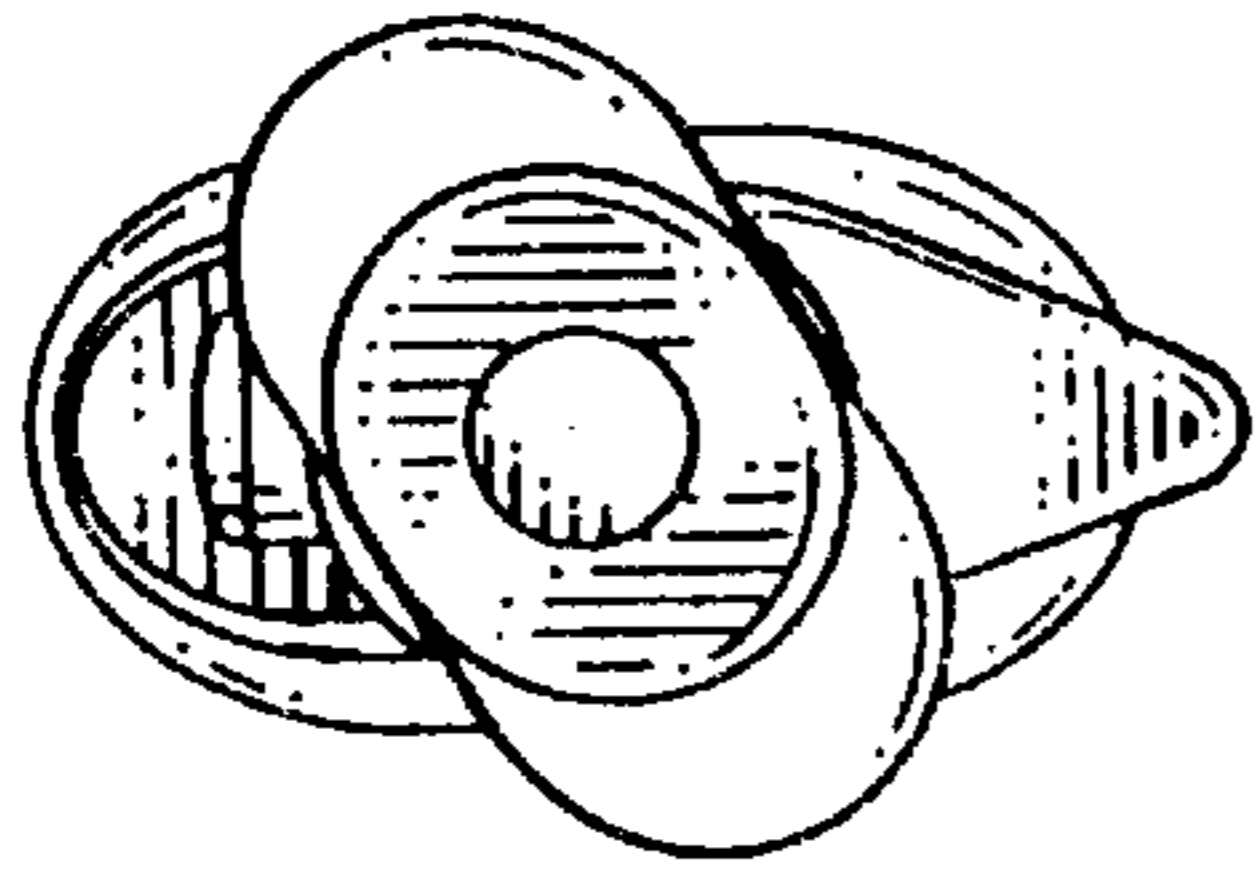


FIG. 5

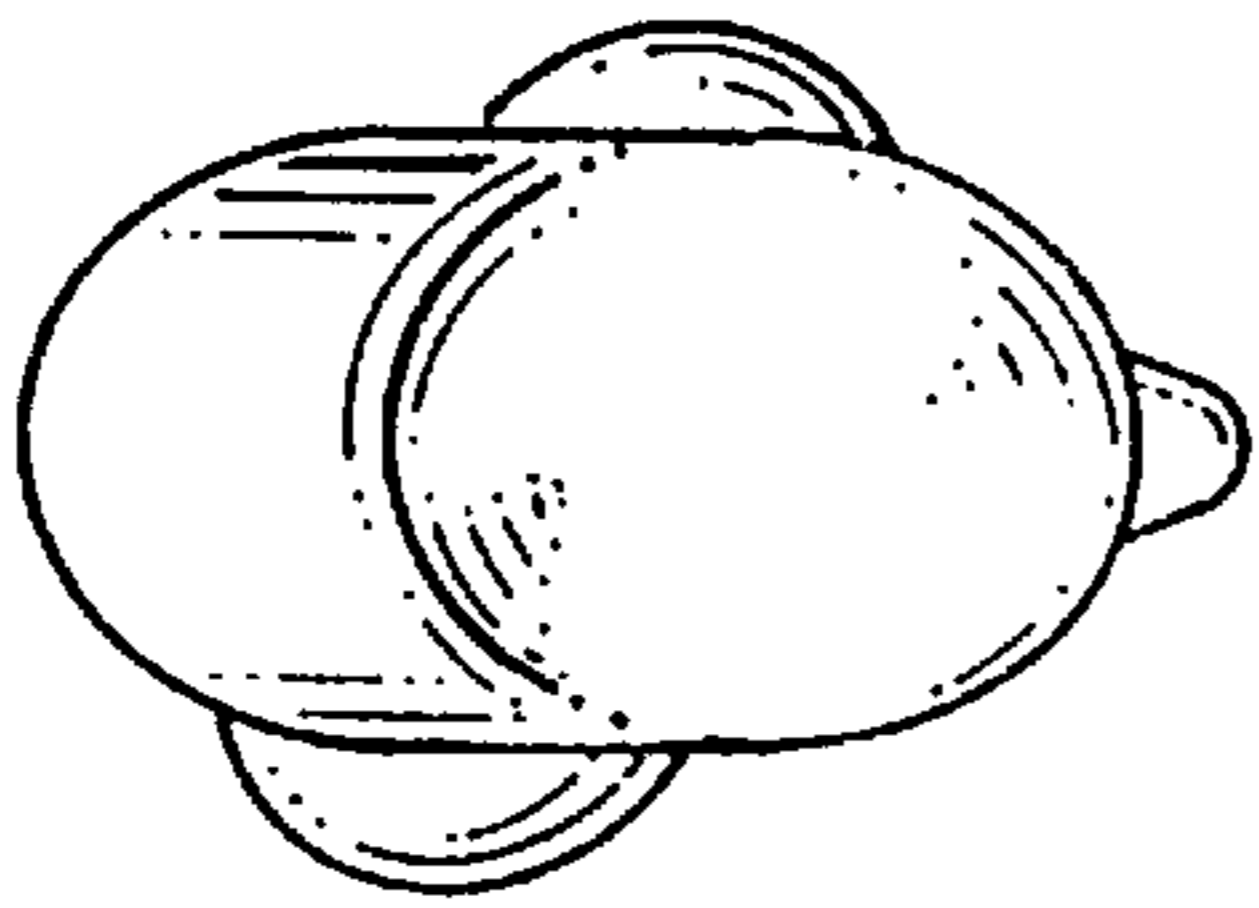


FIG. 6

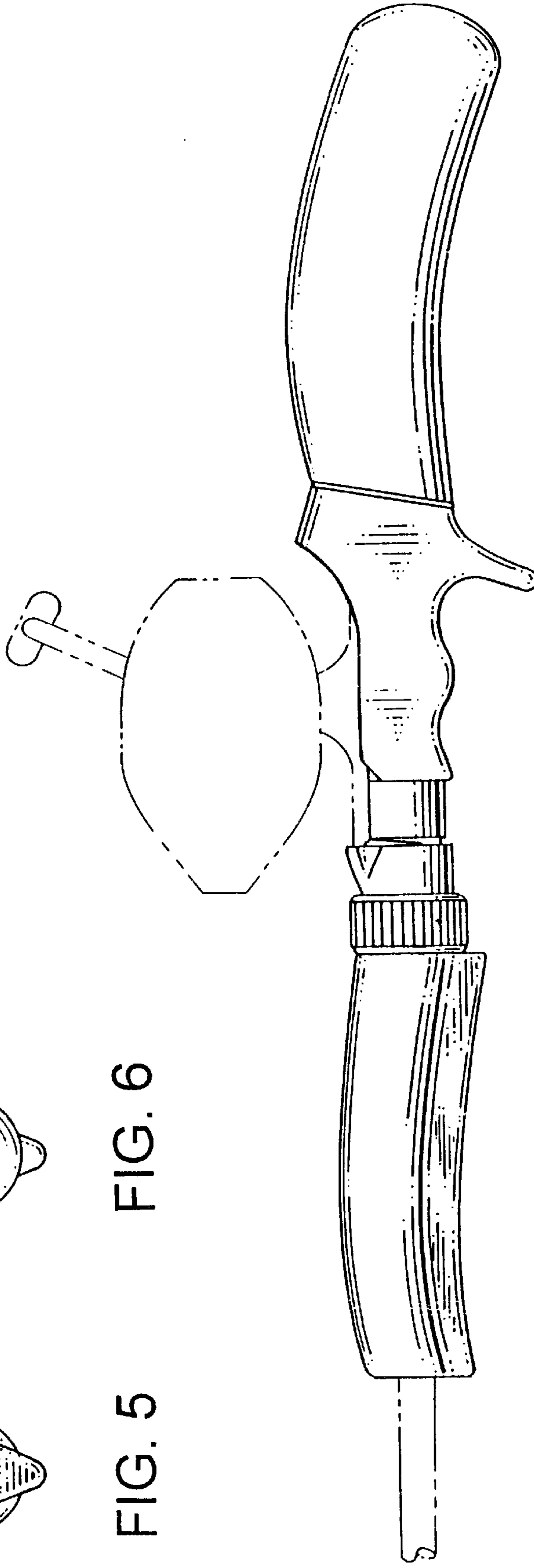


FIG. 7