



US00D400930S

United States Patent [19] Smith

[11] **Patent Number: Des. 400,930**

[45] **Date of Patent: **Nov. 10, 1998**

[54] **OUTDOOR DISPLAY BOARD**

D. 322,529 12/1991 Zajac D6/559

[76] Inventor: **Gary E. Smith**, 5338 Goose Creek Cove, Norcross, Ga. 30092

Primary Examiner—Susan J. Lucas
Assistant Examiner—Jennifer Rivard
Attorney, Agent, or Firm—Michael R. Swartz

[**] Term: **14 Years**

[57] **CLAIM**

[21] Appl. No.: **74,533**

The ornamental design for an outdoor display board, as shown and described.

[22] Filed: **Aug. 5, 1997**

DESCRIPTION

[51] **LOC (6) Cl.** **20-02**

[52] **U.S. Cl.** **D20/42; D6/559**

[58] **Field of Search** D6/559, 561, 570;
D20/10, 42, 43, 19; D19/52, 90, 91; 40/584,
585, 617; 312/224–227, 245, 100–102


FIG. 1 is a perspective view of an outdoor display board showing my new design;
FIG. 2 is a front elevational view thereof;
FIG. 3 is a top plan view thereof;
FIG. 4 is a bottom plan view thereof;
FIG. 5 is a side elevational view, the undisclosed opposite side being a mirror image thereof; and,
FIG. 6 is a cross-section as taken on line 6—6 of FIG. 2.
The rear surface forms no part of the claimed design.

[56] **References Cited**

U.S. PATENT DOCUMENTS

- D. 49,510 8/1916 Fuller D20/42
- D. 182,267 3/1958 Anderson D6/561
- D. 284,392 6/1986 Weil D20/19

1 Claim, 2 Drawing Sheets






FIG. 1

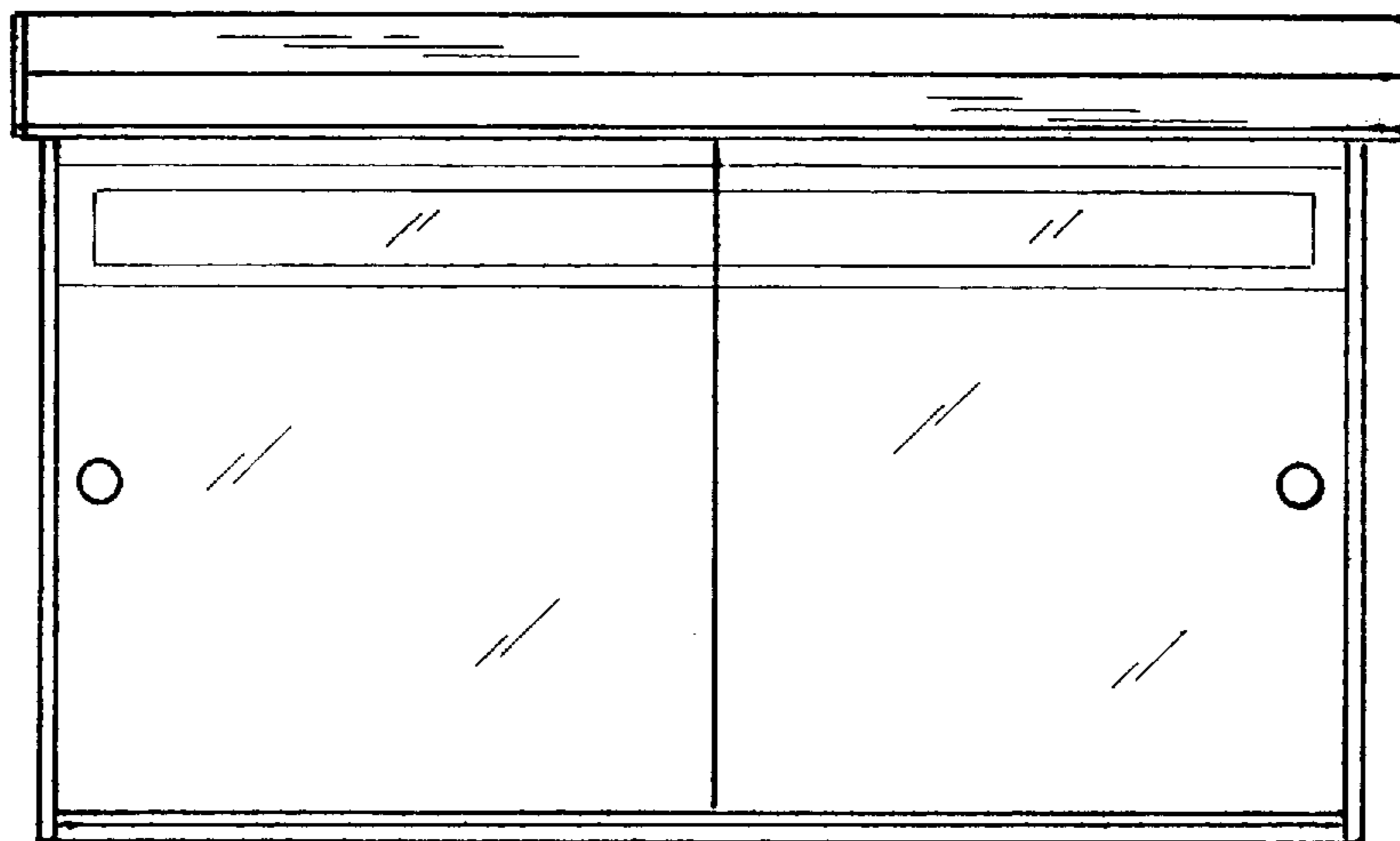


FIG. 2




FIG. 3




FIG. 4




FIG. 5




FIG. 6