



US00D400928S

United States Patent [19]

Waffensmith et al.

[11] Patent Number: **Des. 400,928**

[45] Date of Patent: ****Nov. 10, 1998**

[54] **VENDING MACHINE PANEL**

[75] Inventors: **Jeffrey B. Waffensmith**, Robbinsdale; **Thom A. Tedham**; **Jeffrey J. Kolodziej**, both of Eden Prairie, all of Minn.; **Robert L. McMullen**, Hudson, Wis.

[73] Assignee: **Gross-Given Manufacturing Company**, St. Paul, Minn.

[**] Term: **14 Years**

[21] Appl. No.: **77,972**

[22] Filed: **Oct. 10, 1997**

[51] **LOC (6) Cl.** **20-01**

[52] **U.S. Cl.** **D20/8**

[58] **Field of Search** D20/1-0; 194/350; 221/2, 6, 75, 92, 96, 97, 129, 133, 155; 312/138.1, 234; 40/611

[56] References Cited

U.S. PATENT DOCUMENTS

- D. 195,141 4/1963 Boldt D20/5
- D. 378,919 4/1997 Gareiss et al. D20/1

D. 387,809 12/1997 Reese et al. D20/8

Primary Examiner—Sandra L. Morris
Attorney, Agent, or Firm—Merchant, Gould, Smith, Edell, Welter & Schmidt, P.A.

[57] CLAIM

The ornamental design for a vending machine panel, as shown and described.

DESCRIPTION

FIG. 1 is a top right perspective view of a vending machine panel showing our new design, and illustrating the vending machine in dashed lines;

FIG. 2 is a front elevational view thereof;

FIG. 3 is a top plan view thereof, the bottom plan being a mirror image of the top plan;

FIG. 4 is a left side elevational view thereof; the right side elevation being a mirror image of the left side elevation; and, FIG. 5 is a front elevational view of a second embodiment thereof.

The dashed line showing of the vending machine is for illustrative purposes only, and forms no part of the claimed design.

FIGS. 2-5 are on an enlarged scale.

1 Claim, 4 Drawing Sheets

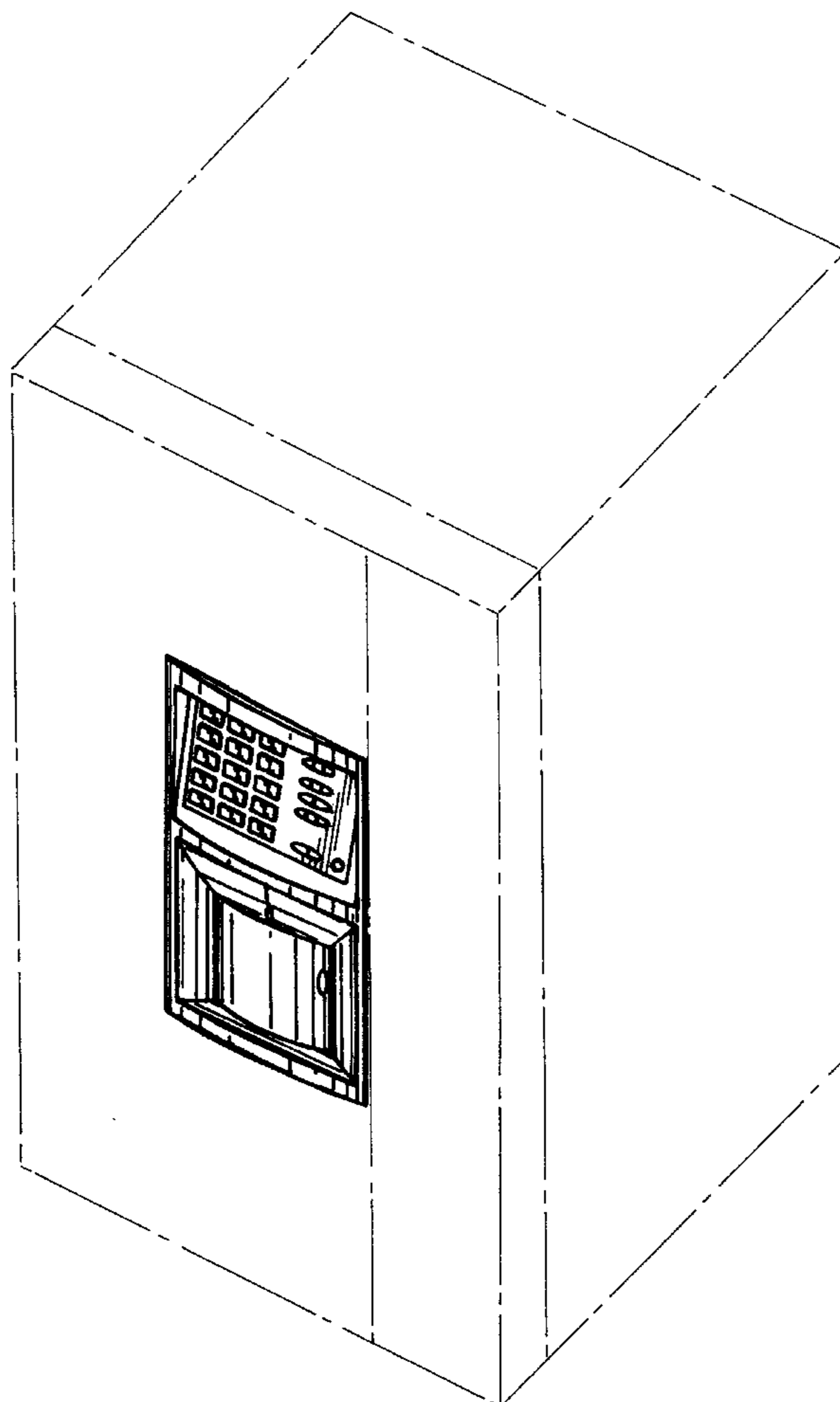


FIG. 1

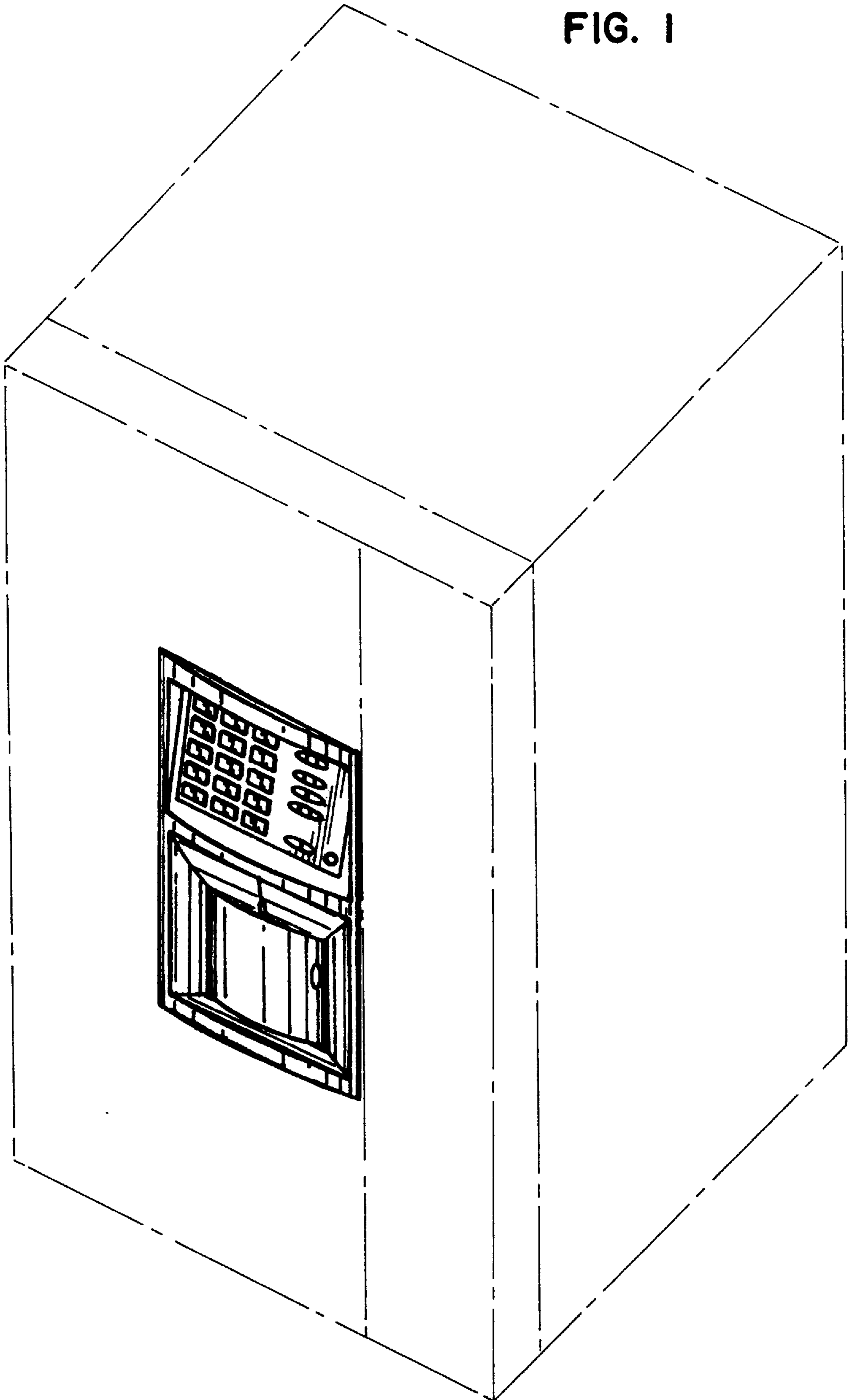


FIG. 2

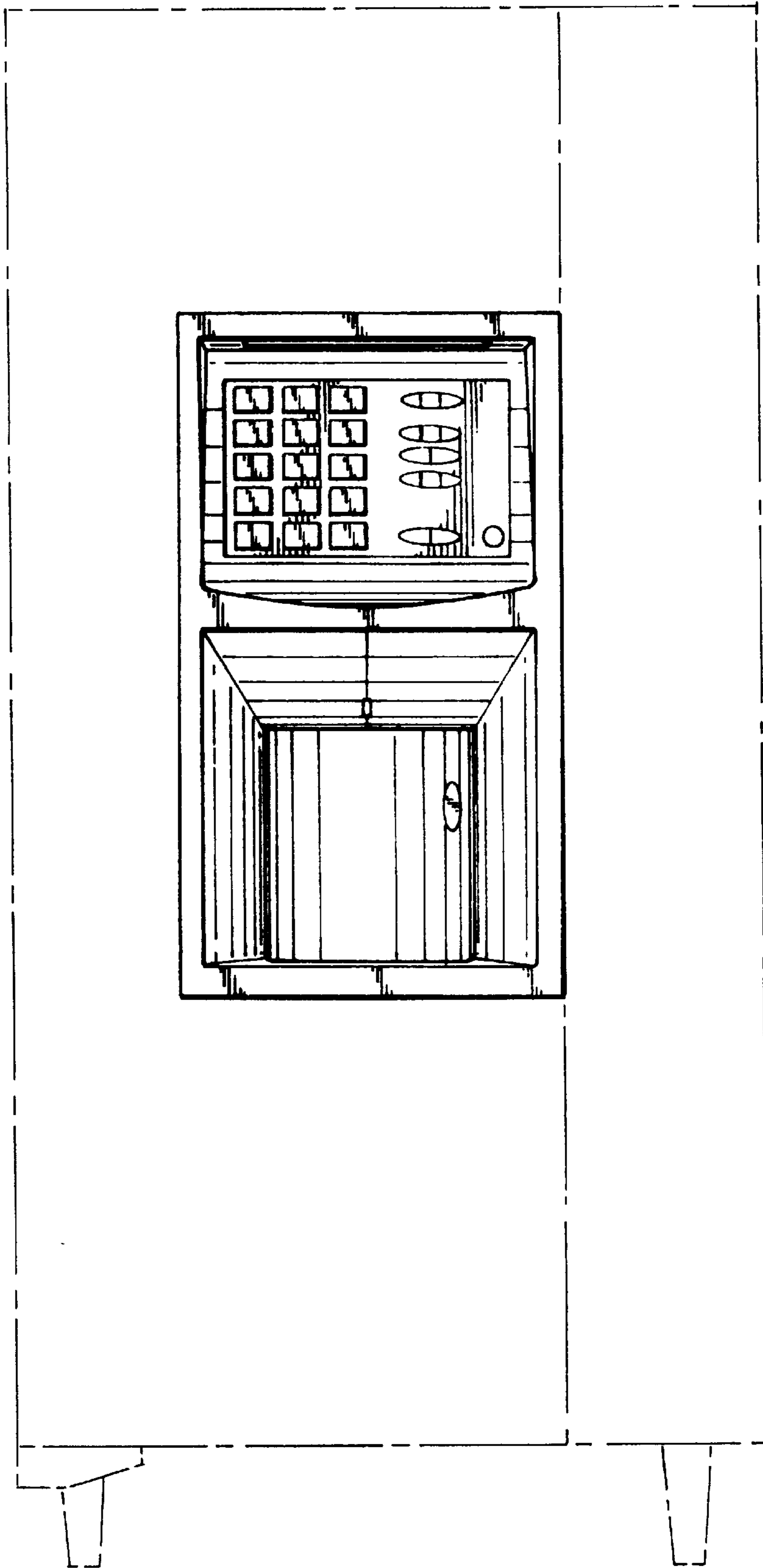


FIG. 3

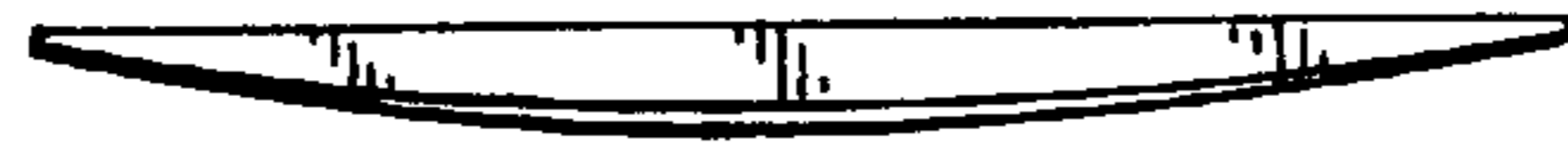


FIG. 4

FIG. 5

