



US00D400923S

# United States Patent [19]

**Katami**

[11] **Patent Number: Des. 400,923**

[45] **Date of Patent: \*\*Nov. 10, 1998**

[54] **CORRECTION TAPE DISPENSER**

[75] Inventor: **Kazunori Katami**, Tsurugashima, Japan

[73] Assignee: **Tombow Pencil Co, Ltd.**, Tokyo, Japan

[\*\*] Term: **14 Years**

[21] Appl. No.: **77,184**

[22] Filed: **Sep. 29, 1997**

[51] **LOC (6) Cl. .... 19-02**

[52] **U.S. Cl. .... D19/69; D19/67; D19/53**

[58] **Field of Search** ..... D19/53, 65, 67, D19/68, 69, 99, 100; D10/72; 225/6, 7, 19, 24, 25, 34, 35, 45, 56, 65, 77, 89; 206/411, 408, 470; 156/510, 523, 527, 577, 584; 242/588.4, 588.6

[56] **References Cited**

**U.S. PATENT DOCUMENTS**

D. 207,468	4/1967	Addis .....	D19/79
D. 337,787	7/1993	Oga et al. ....	D19/67 X
D. 355,934	2/1995	Oga et al. ....	D19/69
D. 368,115	3/1996	Kouda .....	D19/69
D. 369,385	4/1996	Lapointe .....	D19/69
D. 378,532	3/1997	Suzuki .....	D19/53 X
5,310,437	5/1994	Tucker .....	156/577 X
5,393,368	2/1995	Stevens .....	156/577
5,430,904	7/1995	Ono et al. ....	156/577 X

5,512,128	4/1996	Manusch et al. ....	156/577
5,595,626	1/1997	Yokouchi .....	156/523 X
5,670,014	9/1997	Mendelovich et al. ....	156/523

*Primary Examiner*—Martie K. Holtje  
*Attorney, Agent, or Firm*—Baker, Donelson, Bearman & Caldwell

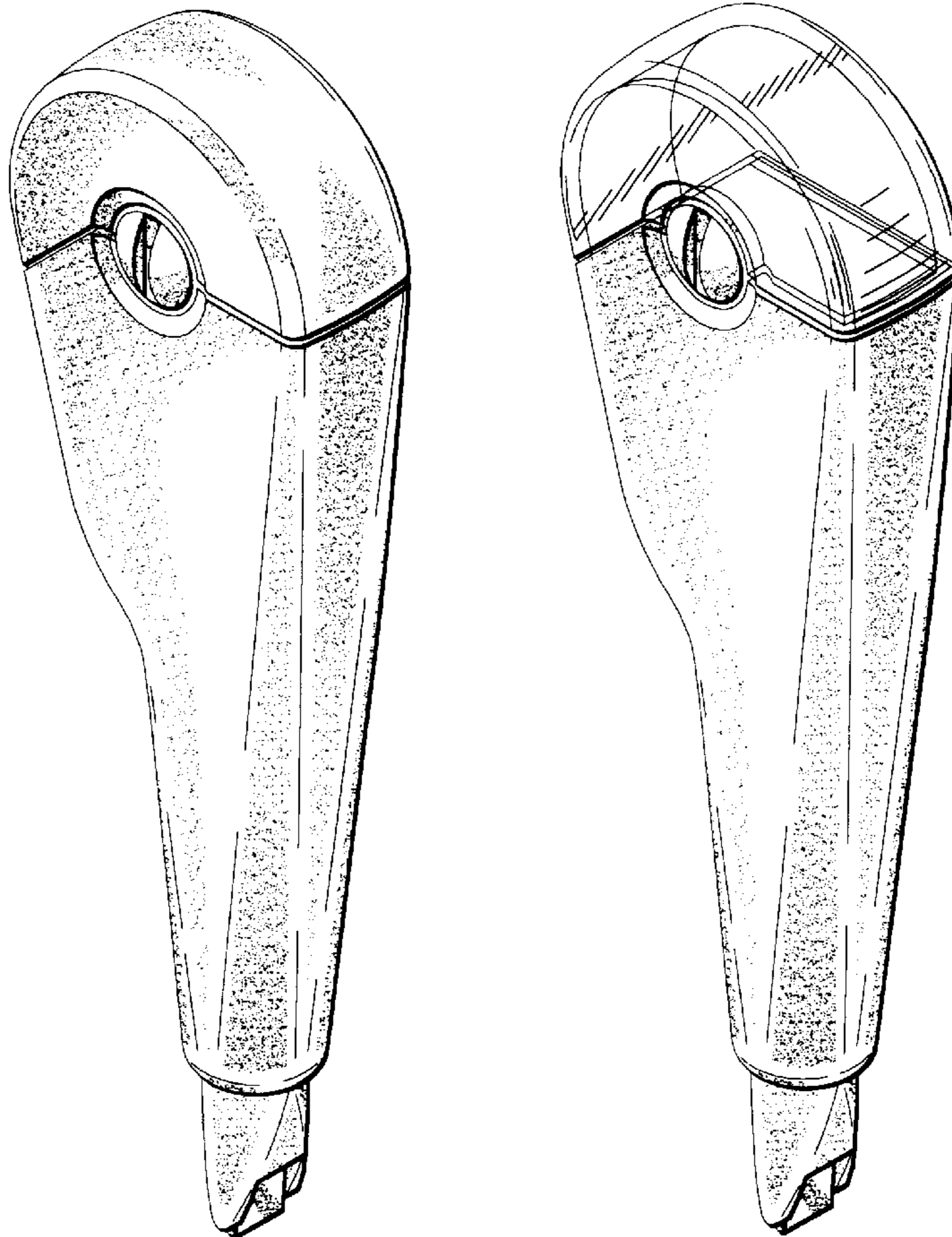
[57] **CLAIM**

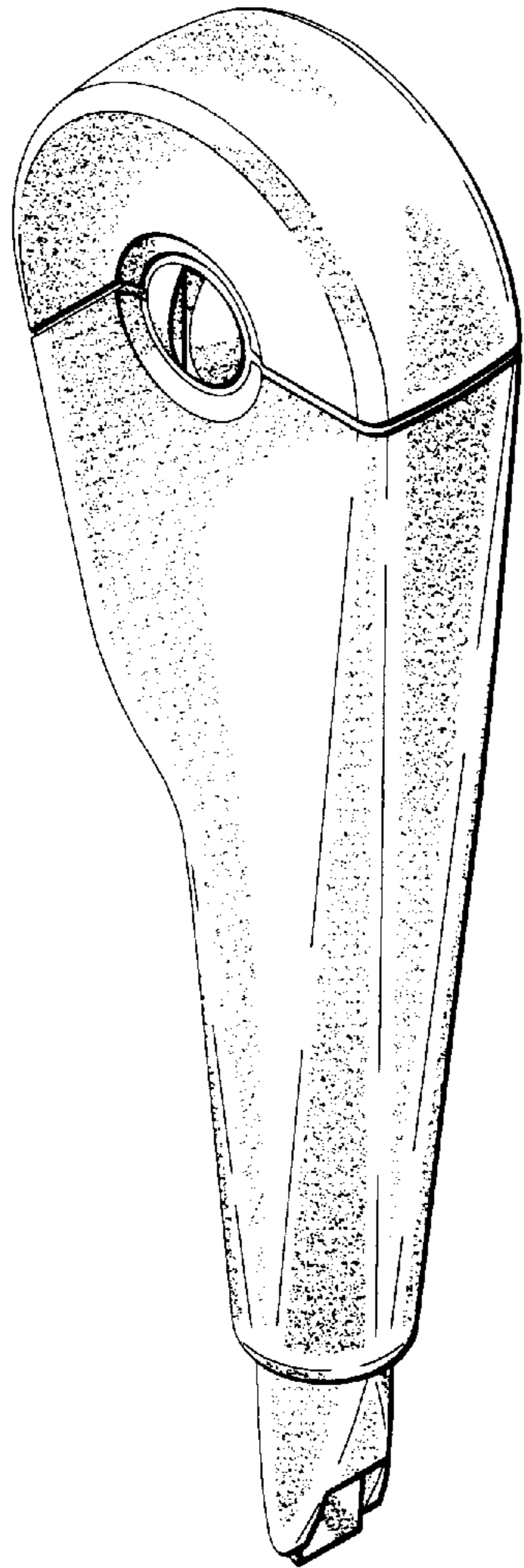
The ornamental design for a correction tape dispenser, as shown and described.

**DESCRIPTION**

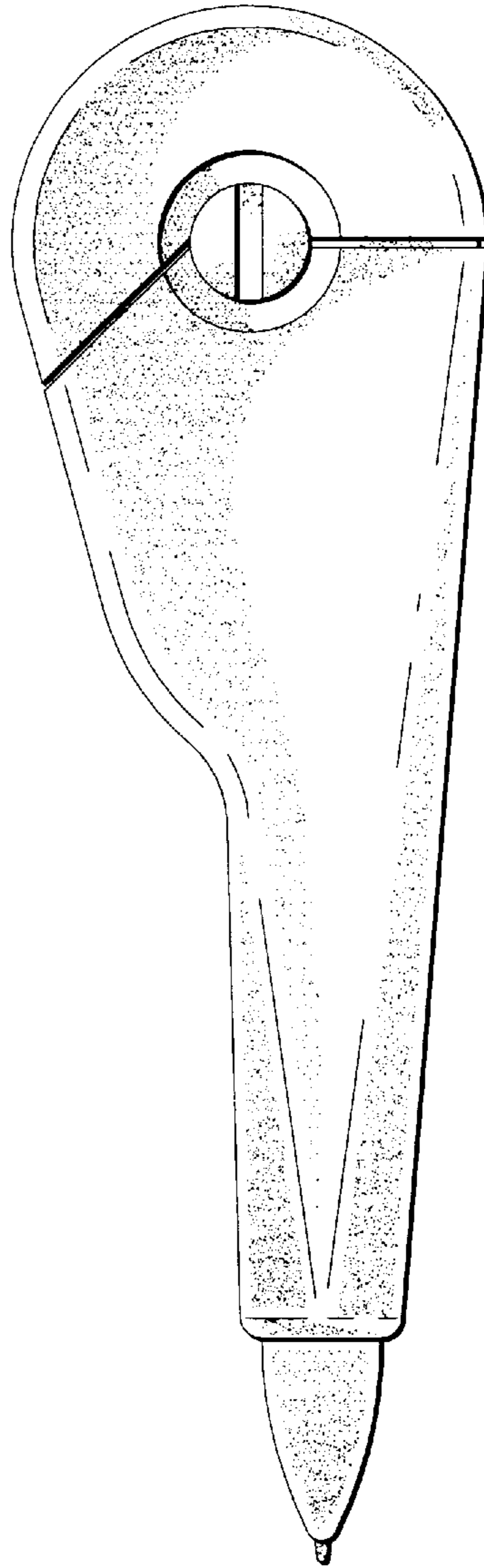
FIG. 1 is a perspective view of a correction tape dispenser showing my new design;  
 FIG. 2 is a front view thereof;  
 FIG. 3 is a right-side view thereof;  
 FIG. 4 is a rear view thereof;  
 FIG. 5 is a left side view thereof;  
 FIG. 6 is a top view thereof;  
 FIG. 7 is a bottom view thereof;  
 FIG. 8 is a perspective view of an alternate embodiment of the correction tape dispenser shown in FIG. 1;  
 FIG. 9 is a front view thereof;  
 FIG. 10 is a right-side view thereof;  
 FIG. 11 is a rear view thereof;  
 FIG. 12 is a left side view thereof;  
 FIG. 13 is a top view thereof; and,  
 FIG. 14 is a bottom view thereof.

**1 Claim, 4 Drawing Sheets**






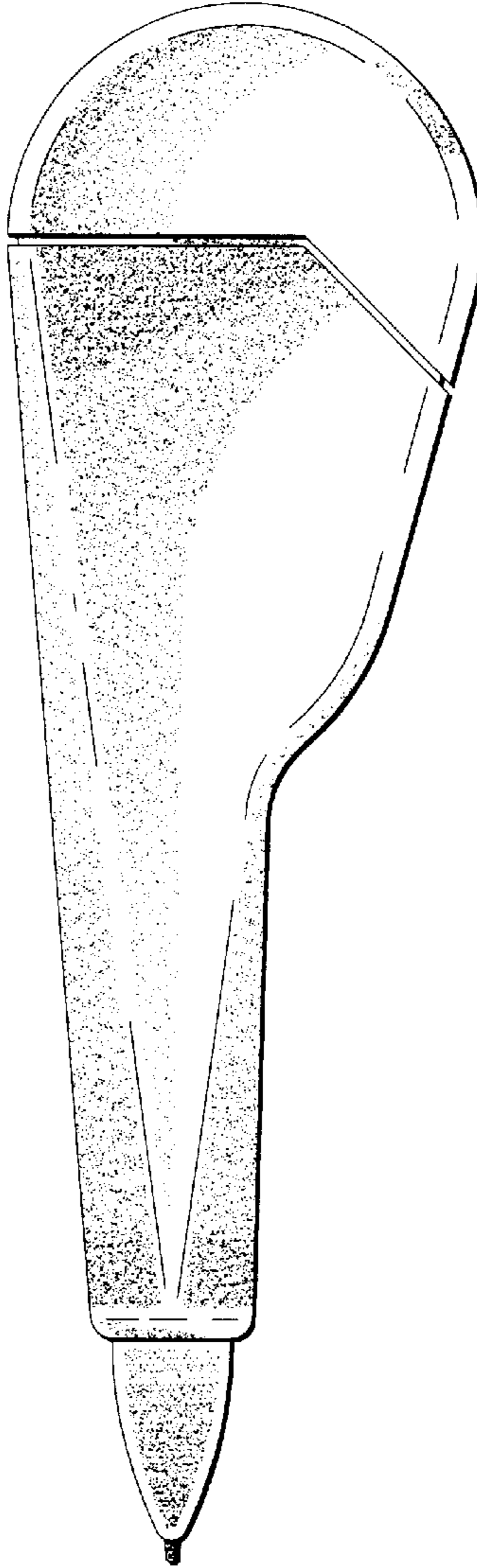
**FIG 1**




**FIG 2**




**FIG 3**



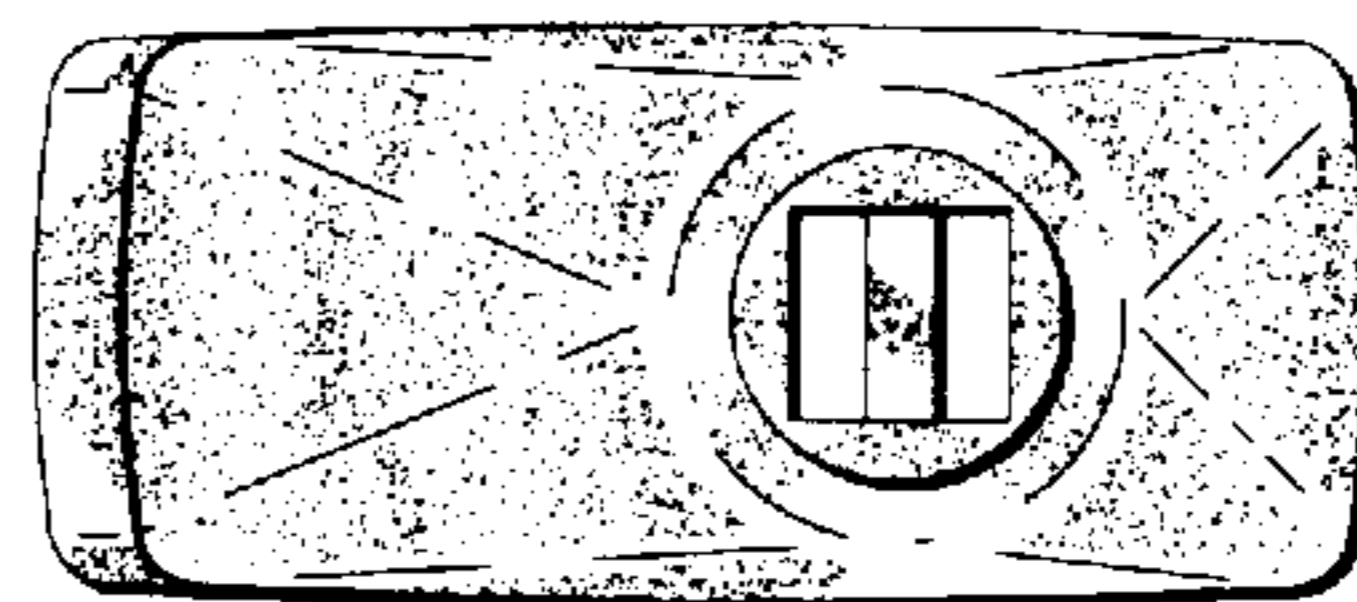
**FIG 4**



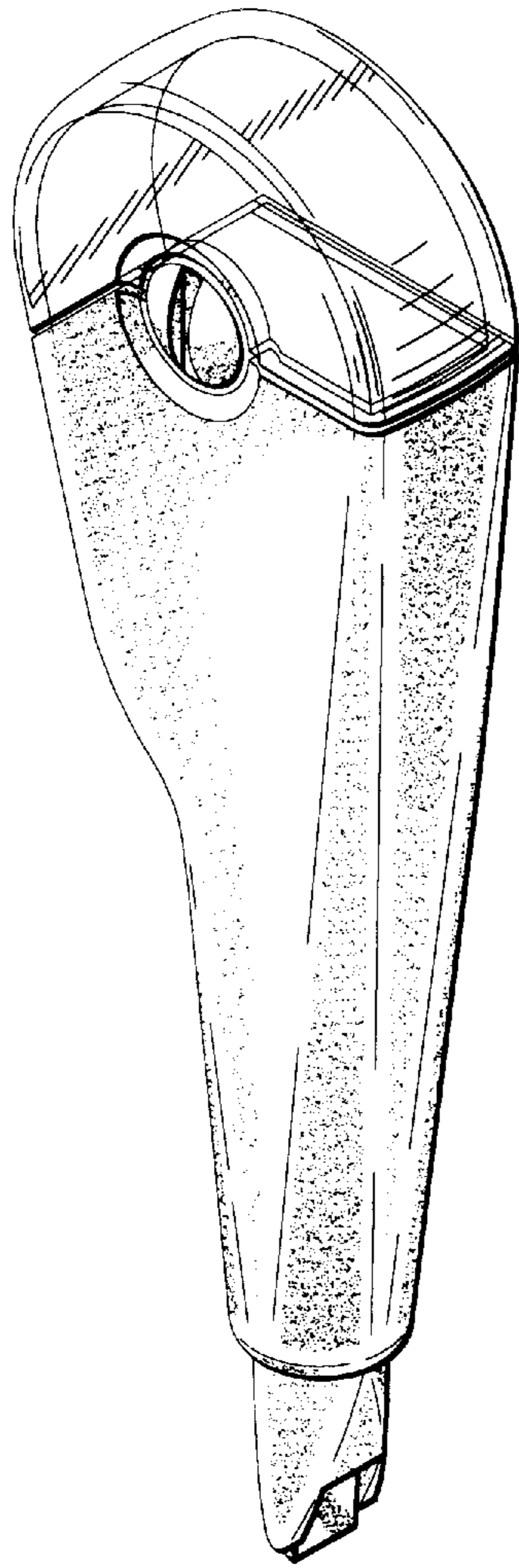
**FIG 5**



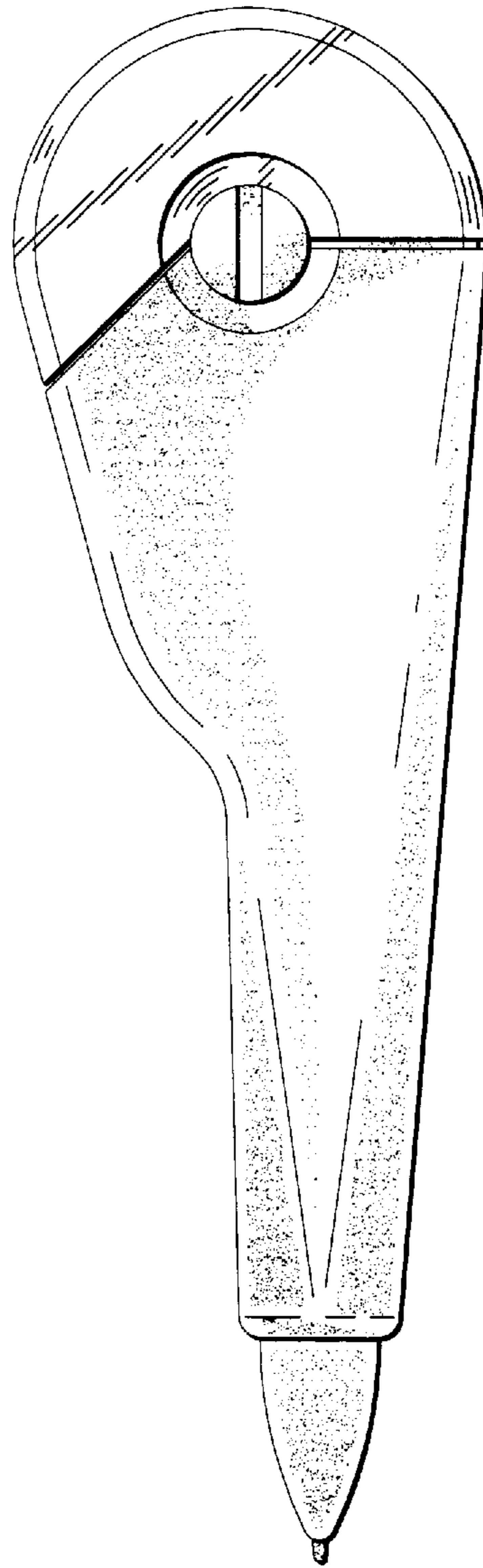
**FIG 6**



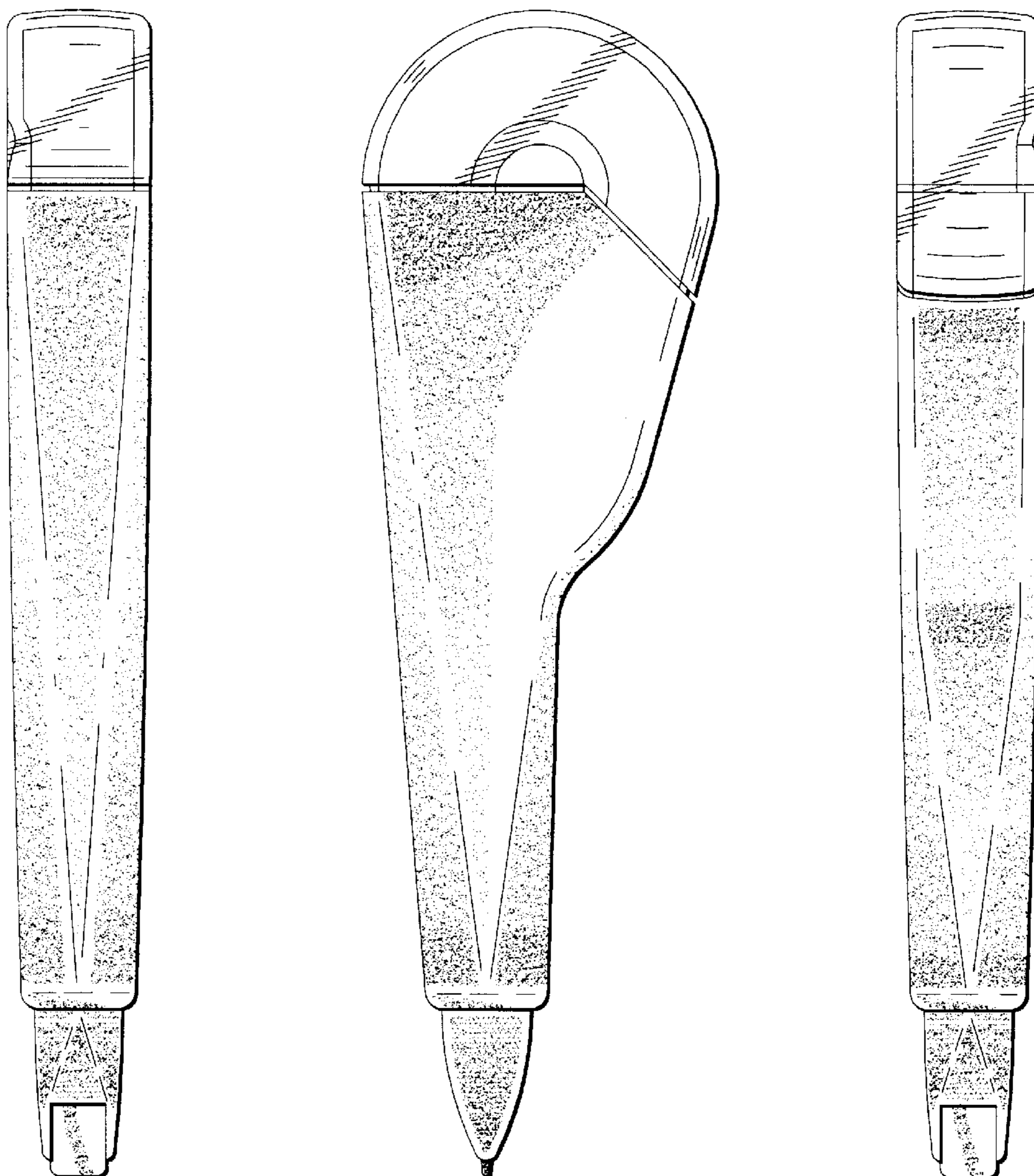
**FIG 7**



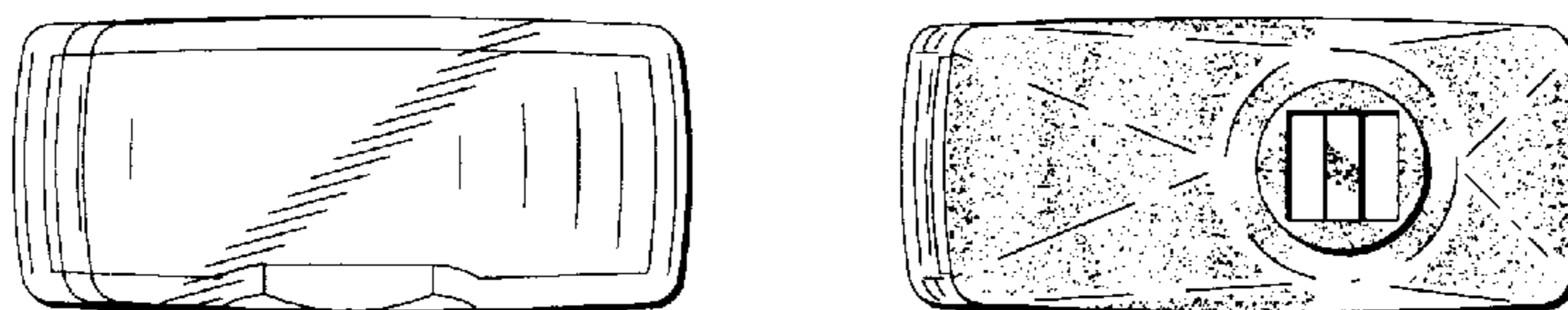
**FIG 8**



**FIG 9**



**FIG 10    FIG 11    FIG 12**



**FIG 13    FIG 14**