



US00D400921S

United States Patent [19] Ting

[11] **Patent Number: Des. 400,921**

[45] **Date of Patent: **Nov. 10, 1998**

[54] **COMBINED WRITING INSTRUMENT AND LASER POINTER**

[75] Inventor: **Jack Ting**, Sanchung, Taiwan

[73] Assignee: **Opcom, Inc.**, Taipei, Taiwan

[**] Term: **14 Years**

[21] Appl. No.: **79,864**

[22] Filed: **Nov. 24, 1997**

[51] **LOC (6) Cl.** **19-06**

[52] **U.S. Cl.** **D19/36; D26/38; D19/49; D19/56; D19/51; D14/116**

[58] **Field of Search** **D26/37, 38, 39; D19/35, 36, 41-51, 53-58, 81-85; 401/99, 100, 103, 104, 110, 116, 209, 52, 195; 362/118, 259, 109; D14/800, 114, 116**

[56] **References Cited**

U.S. PATENT DOCUMENTS

- D. 133,540 8/1942 Kahn D19/49
- D. 242,792 12/1976 Loftus D19/49
- 2,467,608 4/1949 Bischof .

- 3,004,140 10/1961 Gomes .
- 5,193,897 3/1993 Halsey 362/118
- 5,307,253 4/1994 Jehn 362/259
- 5,570,967 11/1996 Chen 401/195
- 5,617,304 4/1997 Huang 362/118
- 5,663,828 9/1997 Knowles et al. 362/118 X
- 5,673,996 10/1997 Ducker 362/118

Primary Examiner—Martie Thompson
Attorney, Agent, or Firm—Rosenberg, Klein & Bilker


[57] **CLAIM**

The ornamental design for a combined writing instrument and laser pointer, as shown and described.

DESCRIPTION

FIG. 1 is a perspective view of a combined writing instrument and laser pointer showing my new design; FIG. 2 is a right side elevational view thereof; FIG. 3 is a left side elevational view thereof; FIG. 4 is a front elevational view thereof; FIG. 5 is a rear elevational view thereof; FIG. 6 is a top plan view thereof; and, FIG. 7 is a bottom plan view thereof.

1 Claim, 4 Drawing Sheets






FIG. 1




FIG. 2

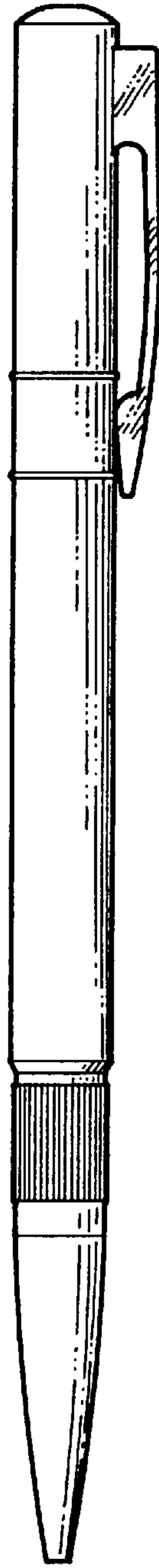


FIG. 3




FIG. 4



FIG. 5

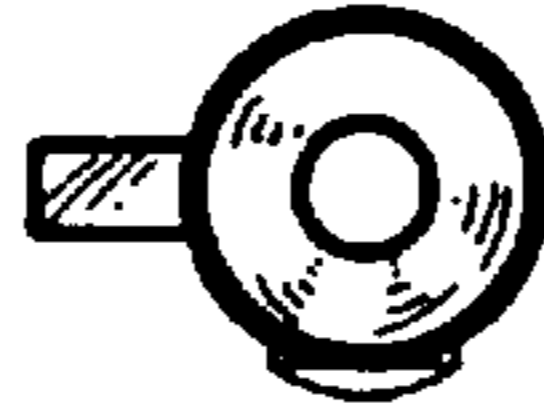


FIG. 6

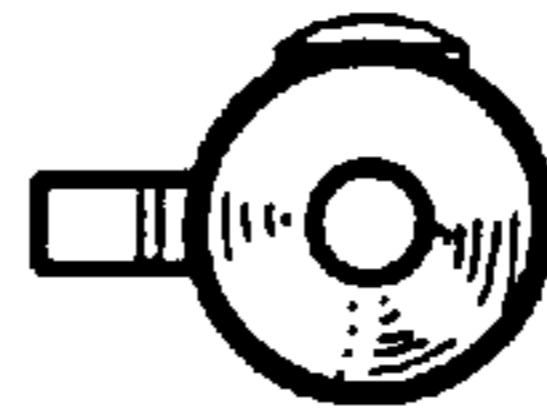


FIG. 7