



US00D400901S

**United States Patent** [19]  
**Chapman et al.**

[11] **Patent Number: Des. 400,901**  
[45] **Date of Patent: \*\*Nov. 10, 1998**

[54] **COVER LABEL FOR A CAMERA**

[75] Inventors: **Steven S. Chapman**, Corfu; **Guy R. Vottis**, Rochester; **Wayne Ingalls**, Henrietta, all of N.Y.

[73] Assignee: **Eastman Kodak Company**, Rochester, N.Y.

[\*\*] Term: **14 Years**

[21] Appl. No.: **78,833**

[22] Filed: **Nov. 6, 1997**

[51] **LOC (6) Cl.** ..... **16-05**

[52] **U.S. Cl.** ..... **D16/219; D20/22**

[58] **Field of Search** ..... **D16/208, 219, D16/237, 250, 209, 218; D20/11, 20-27; 40/299; 206/316.2; 396/439, 344**

[56] **References Cited**

**U.S. PATENT DOCUMENTS**

D. 27,137	6/1897	Wittemann	.....	D20/27
D. 315,916	4/1991	Leonard et al.	.....	D16/218
D. 321,704	11/1991	Leonard et al.	.....	D16/200
D. 343,847	2/1994	McBride et al.	.....	D16/218
D. 356,590	3/1995	Schelling	.....	D16/218
D. 364,561	11/1995	Chapman et al.	.....	D9/415
D. 364,635	11/1995	Chapman et al.	.....	D16/218
D. 367,283	2/1996	Lyon et al.	.....	D16/208
D. 369,546	5/1996	Chapman et al.	.....	D9/415
D. 369,820	5/1996	Chapman et al.	.....	D16/209
D. 370,228	5/1996	Chapman et al.	.....	D16/219
D. 370,386	6/1996	Pallesen	.....	D20/22

D. 370,685	6/1996	Chapman et al.	.....	D16/219
D. 371,068	6/1996	Chapman et al.	.....	D9/337
D. 371,069	6/1996	Chapman et al.	.....	D9/337
D. 371,563	7/1996	Chapman et al.	.....	D16/563
D. 373,308	9/1996	Chapman et al.	.....	D9/415
D. 374,687	10/1996	Chapman et al.	.....	D16/219
D. 374,881	10/1996	Chapman et al.	.....	D16/218
D. 375,512	11/1996	Chapman et al.	.....	D16/219
D. 378,603	3/1997	Chapman et al.	.....	D20/22
D. 378,767	4/1997	Chapman et al.	.....	D20/22
D. 381,902	8/1997	Chapman et al.	.....	D9/433
1,196,209	8/1916	Clark et al.	.....	396/344
5,350,062	9/1994	Tagiguchi et al.	.....	206/316.2

*Primary Examiner*—Ted Shooman  
*Assistant Examiner*—Adir Aronovich  
*Attorney, Agent, or Firm*—Robert Luke Walker

[57] **CLAIM**

The ornamental design for a cover label for a camera, as shown and described.

**DESCRIPTION**

FIG. 1 is a front elevational view of a cover label for a camera showing our new design; FIG. 2 is a top plan view thereof; FIG. 3 is a bottom plan view thereof; FIG. 4 is a left-side elevation view thereof; FIG. 5 is a right-side elevation view thereof; and, FIG. 6 is a perspective view thereof. The broken line showing of the camera on FIG. 6 is for illustrative purposes only and forms no part of the claimed design.

**1 Claim, 2 Drawing Sheets**

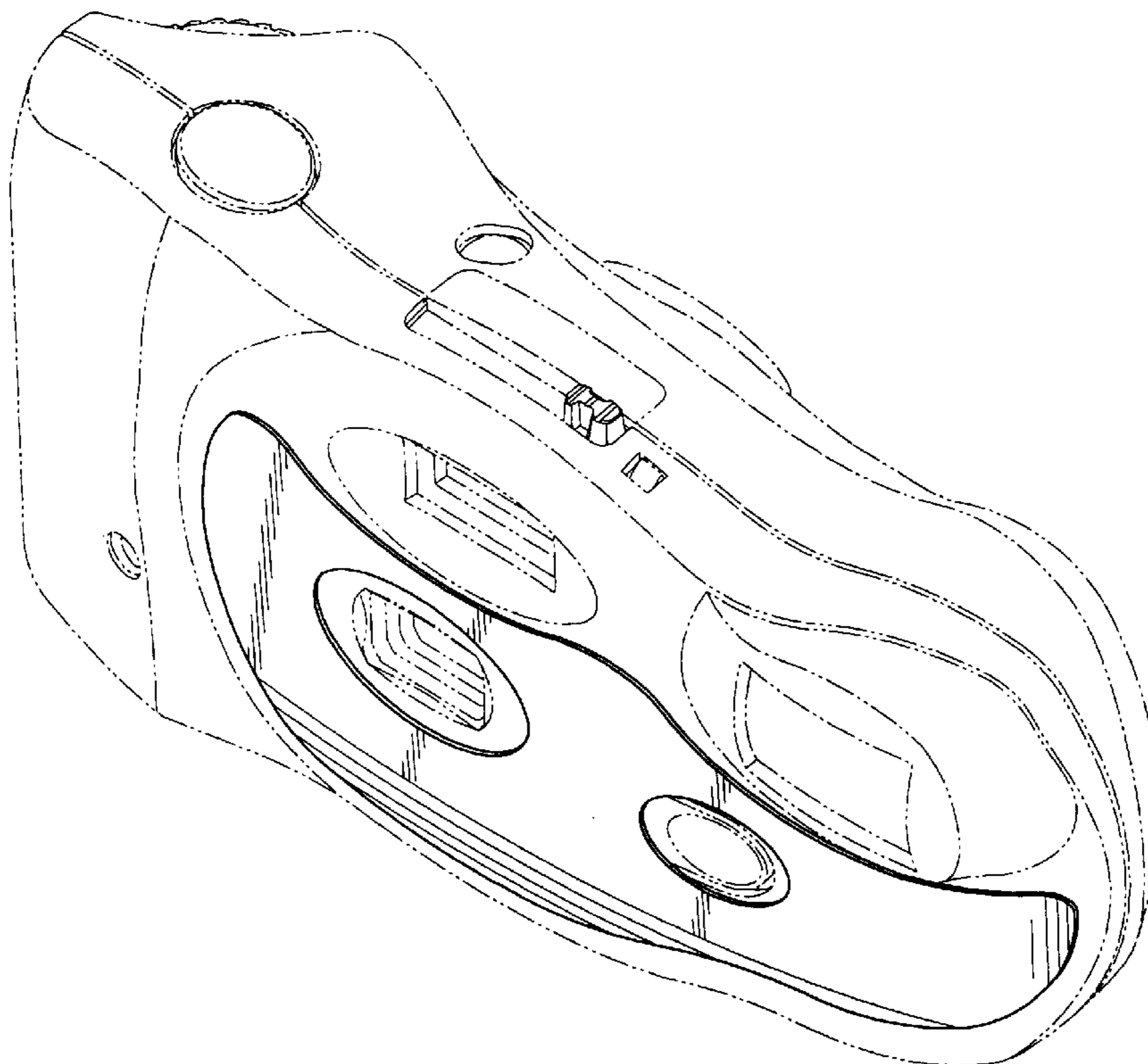




FIG. 2

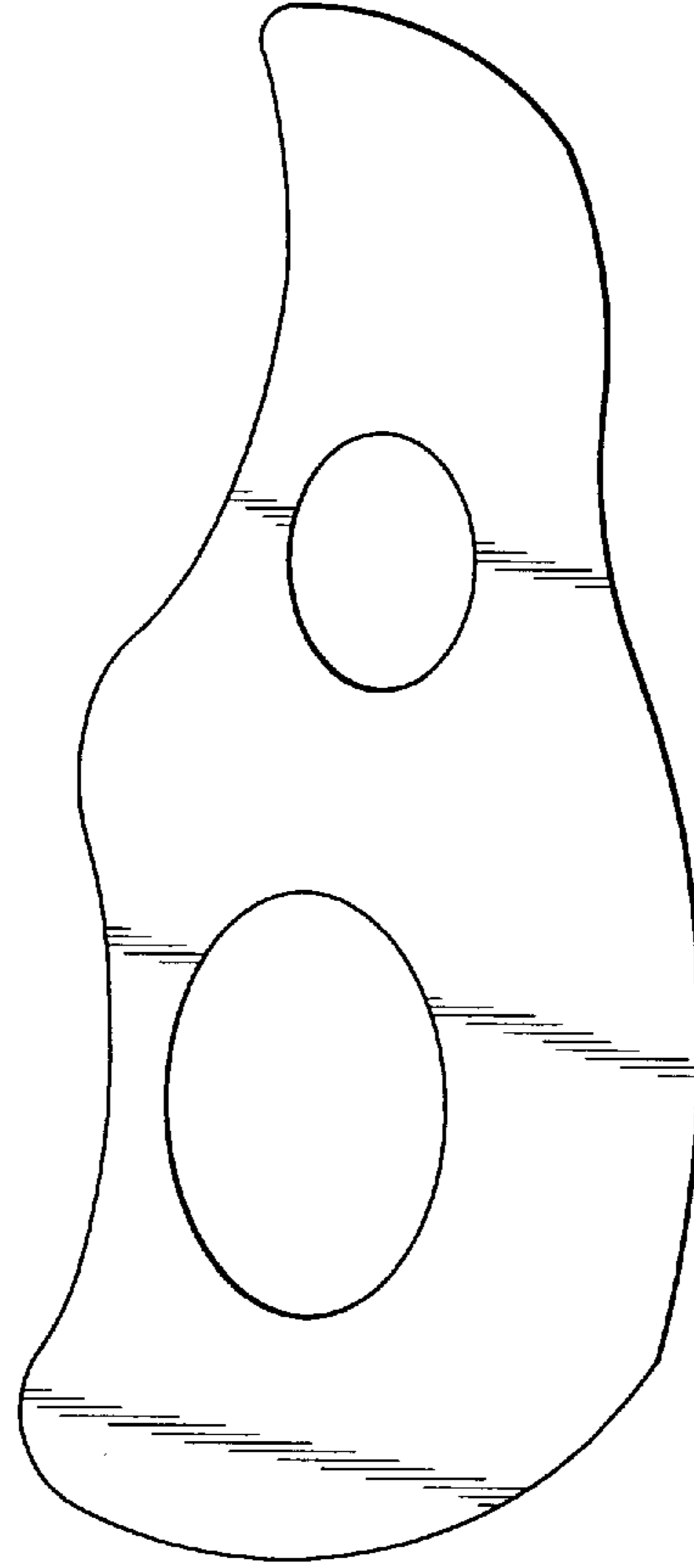


FIG. 1




FIG. 4



FIG. 3



FIG. 5

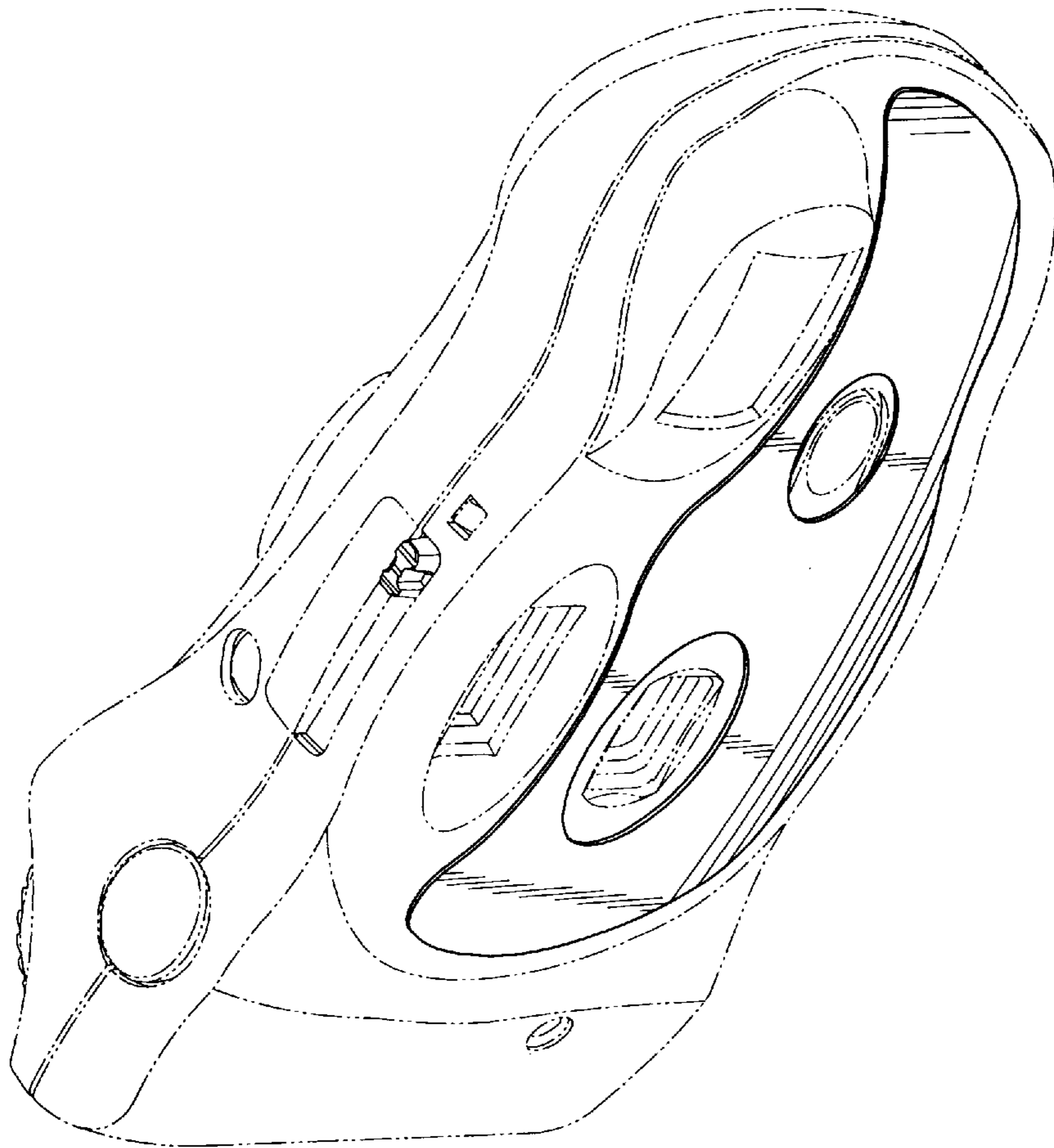


FIG. 6