



US00D400899S

# United States Patent [19] Simms

[11] **Patent Number: Des. 400,899**

[45] **Date of Patent: \*\*Nov. 10, 1998**

[54] **BUTTON SELECTION ENHANCER**

[76] Inventor: **William Peter Simms**, P.O. Box 113  
Sta. "A", Apt. #1, Goose Bay Labrador,  
Newfoundland, Canada, A0P 1S0

[\*\*] Term: **14 Years**

[21] Appl. No.: **30,756**

[22] Filed: **Nov. 7, 1994**

[51] **LOC (6) Cl.** ..... **16-06**

[52] **U.S. Cl.** ..... **D16/136; D26/78**

[58] **Field of Search** ..... D16/130, 134,  
D16/135, 136, 137, 221, 225, 226, 227,  
229, 235; 116/304; 359/802, 804, 809,  
810, 811; 362/86; D10/122, 123, 124, 125,  
127; D26/37, 38, 75, 78, 85, 93, 95, 113

[56] **References Cited**

### U.S. PATENT DOCUMENTS

D. 175,933 11/1955 Crockett ..... D26/38 X

D. 257,895 1/1981 Wotowiec et al. .... D26/85  
D. 338,734 8/1993 McCoy ..... D26/37  
D. 344,149 2/1994 Mele ..... D26/37  
3,046,389 7/1962 Catelli et al. .... D26/37 X  
4,816,969 3/1989 Miller ..... D26/85 X

*Primary Examiner*—Louis S. Zarfaz  
*Assistant Examiner*—Monica A. Hannon

[57] **CLAIM**

The ornamental design for a button selection enhancer, as shown and described.

### DESCRIPTION

FIG. 1 is a front elevational view of the button selection enhancer showing my new design;  
FIG. 2 is a rear elevational view thereof;  
FIG. 3 is a left side elevational view thereof;  
FIG. 4 is a right side elevational view thereof;  
FIG. 5 is a top plan view thereof; and,  
FIG. 6 is a bottom plan view thereof.

**1 Claim, 3 Drawing Sheets**

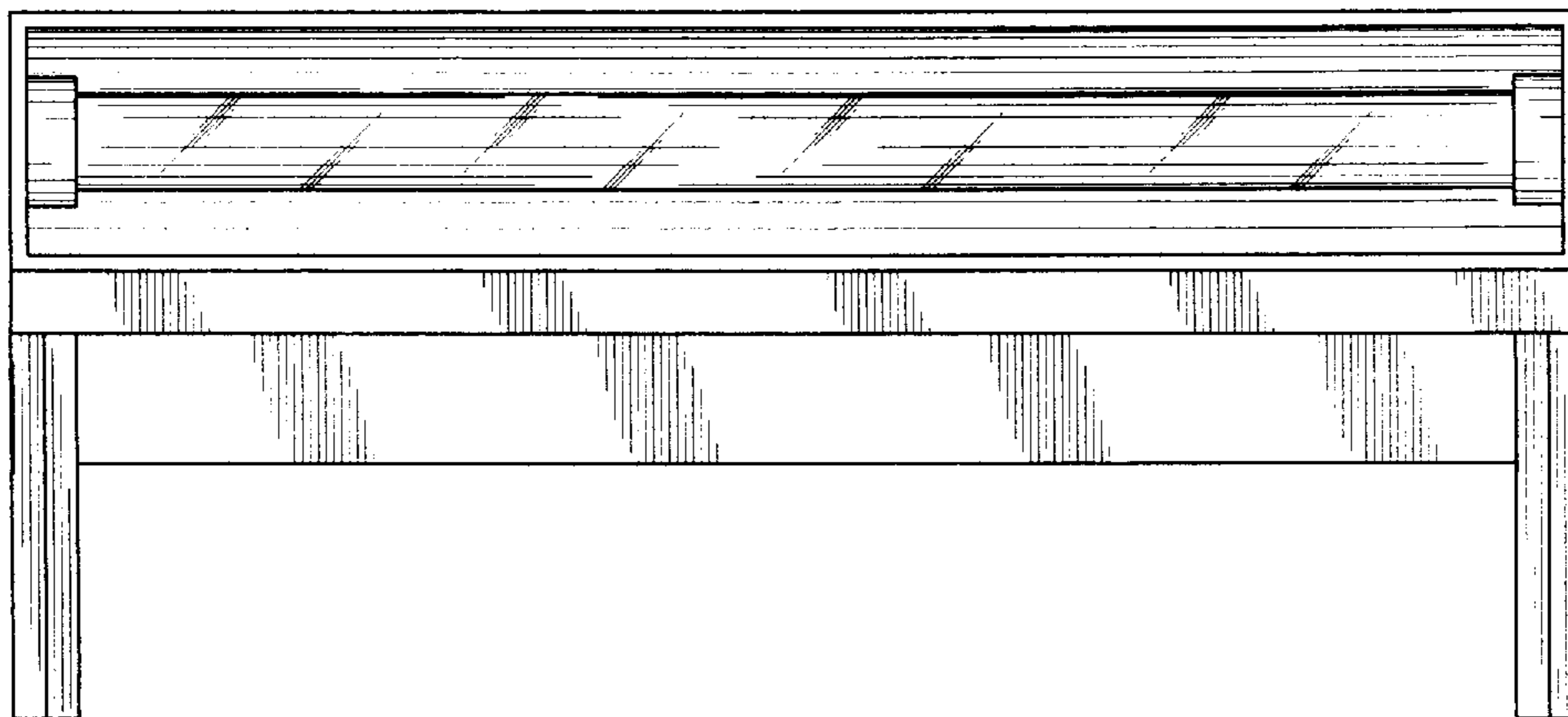


FIG. 1




FIG. 2

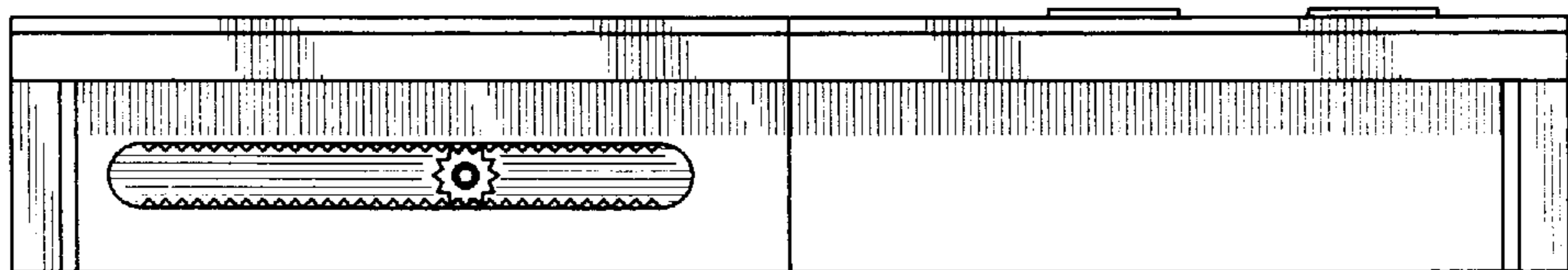


FIG. 3

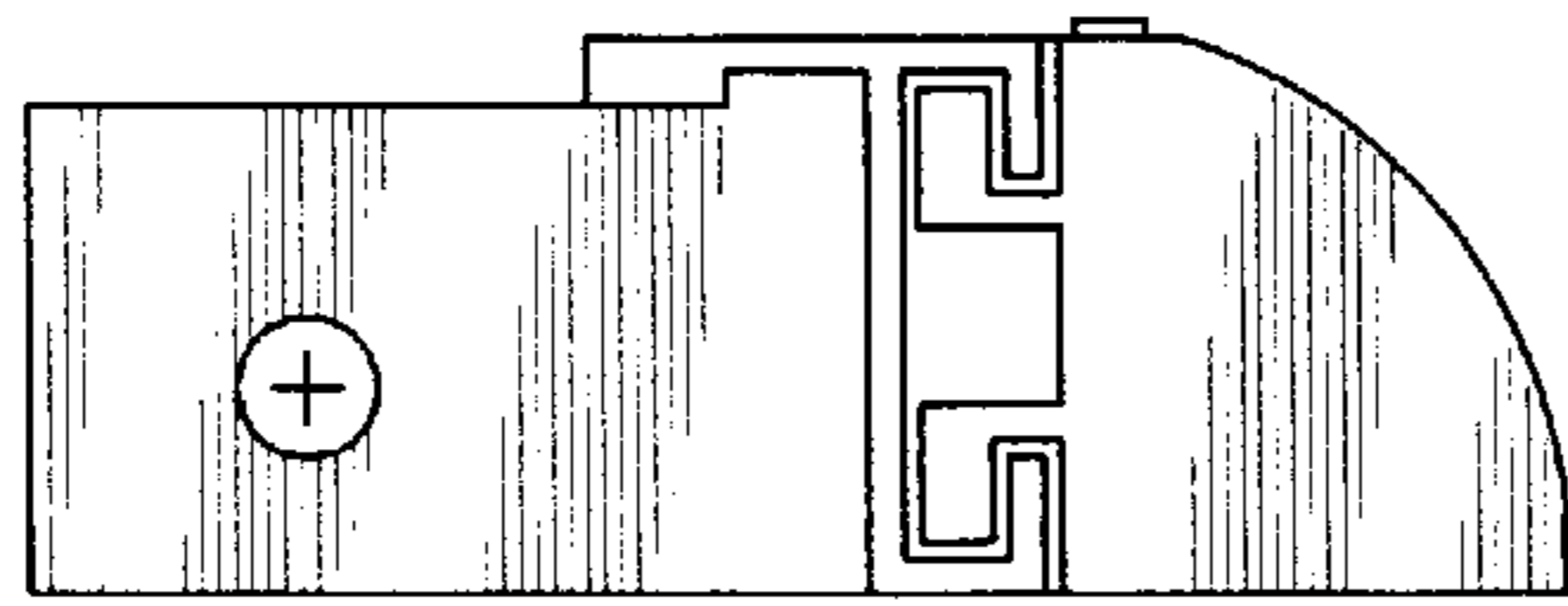


FIG. 4

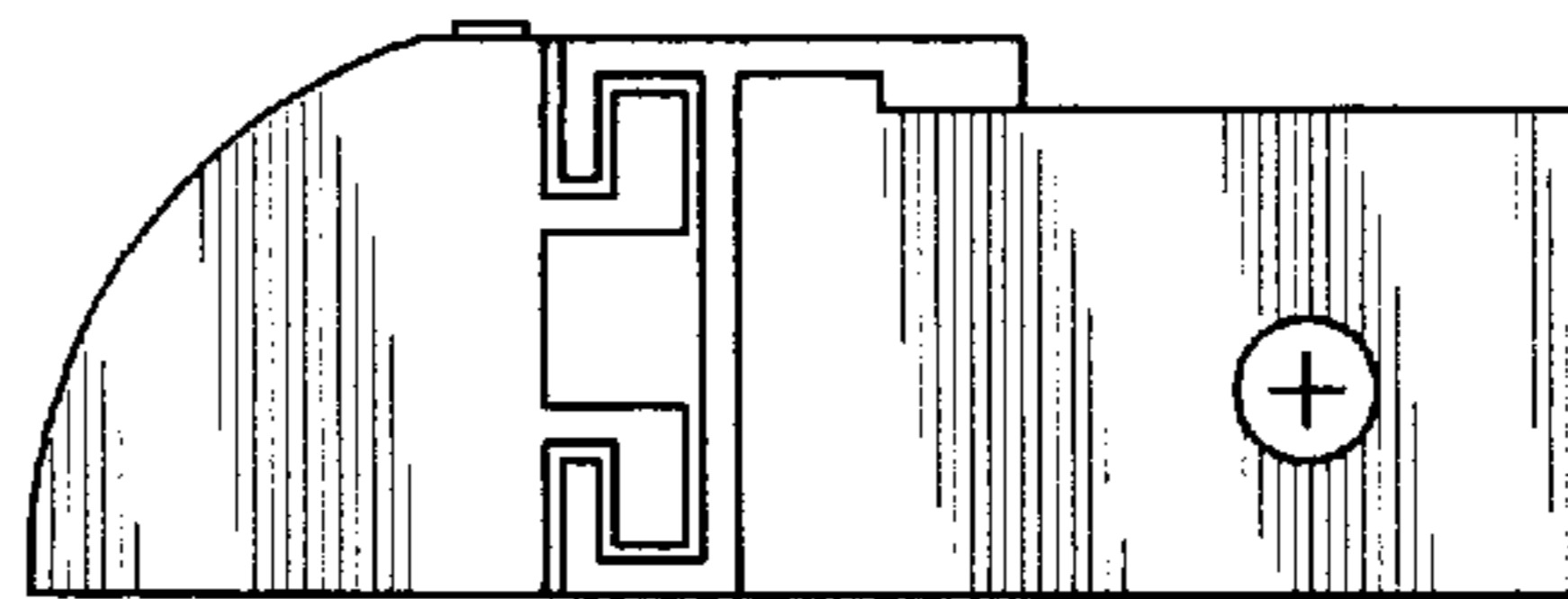


FIG. 5



FIG. 6

