



US00D400898S

# United States Patent [19] Phillips

[11] **Patent Number: Des. 400,898**

[45] **Date of Patent: \*\*Nov. 10, 1998**

[54] **COUNTERFEIT MONEY DETECTOR**

3,127,115 3/1964 Velloit et al. .... 359/803  
4,685,231 8/1987 Brown ..... 40/366

[76] Inventor: **Tami L. Phillips**, 5771 Odessa Dr., Las Vegas, Nev. 89122

*Primary Examiner*—Paula A. Mortimer

[\*\*] Term: **14 Years**

[57] **CLAIM**

[21] Appl. No.: **77,344**

The ornamental design for a counterfeit money detector, as shown.

[22] Filed: **Sep. 30, 1997**

### DESCRIPTION

[51] **LOC (6) Cl.** ..... **16-06**

[52] **U.S. Cl.** ..... **D16/130**

[58] **Field of Search** ..... D16/130, 131,  
D16/132; 359/801, 802, 803, 804, 805,  
806, 807, 808, 810, 811, 815, 816; 362/277,  
356; 40/362, 366

FIG. 1 is a front elevational view of a counterfeit money detector showing my new design;

FIG. 2 is a rear elevational view of the counterfeit money detector of FIG. 1;

FIG. 3 is a left side elevational view of the counterfeit money detector of FIG. 1;

FIG. 4 is a right side elevational view of the counterfeit money detector of FIG. 1;

FIG. 5 is a top plan view of the counterfeit money detector of FIG. 1; and,

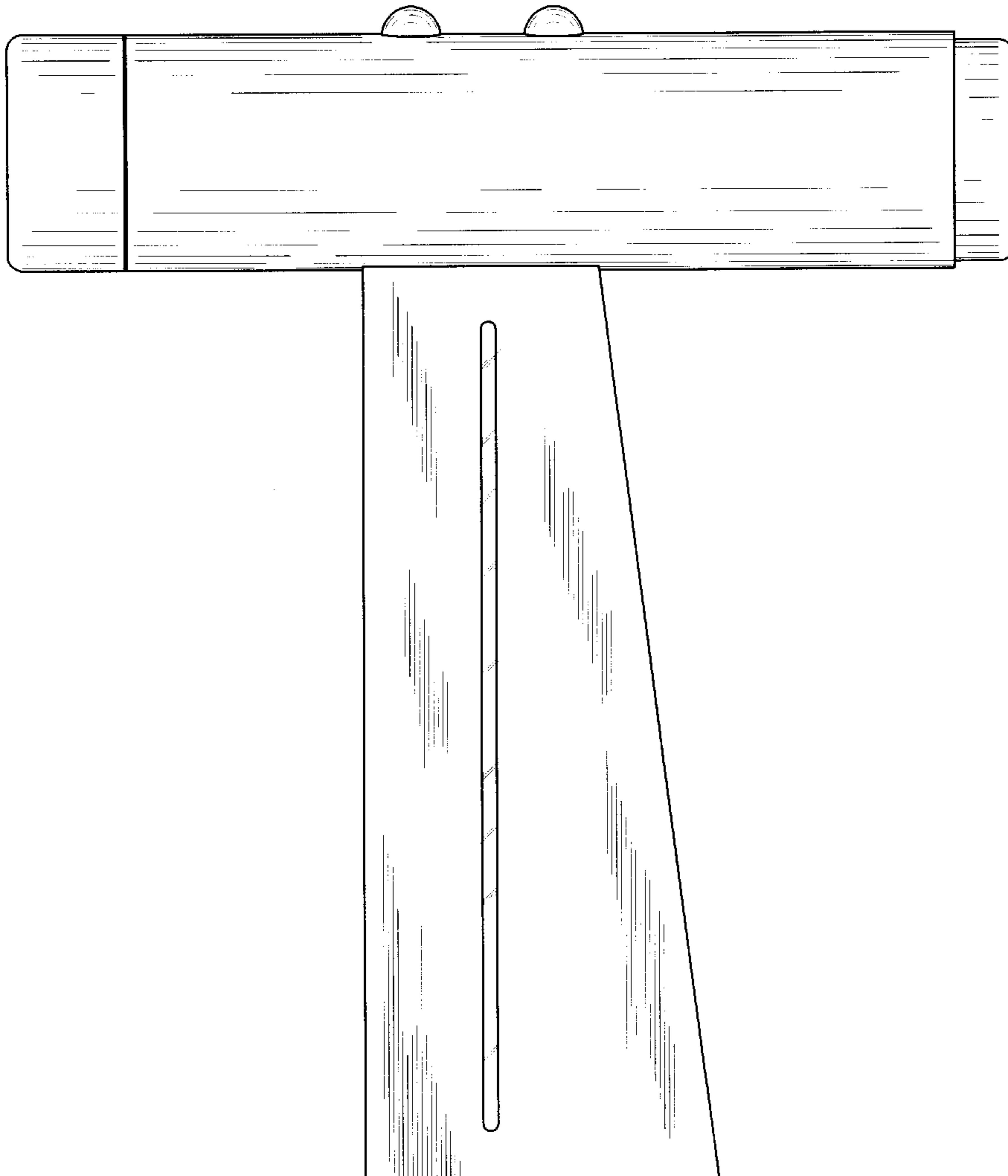
FIG. 6 is a bottom plan view of the counterfeit money detector of FIG. 1.

### [56] **References Cited**

#### U.S. PATENT DOCUMENTS

D. 172,630	7/1954	Macaluso, Jr.	.....	D16/131
D. 361,078	8/1995	Atamian	.....	D16/131
2,087,081	7/1937	Bock	.....	359/815
2,150,916	3/1939	Forgda	.....	359/802
2,553,100	5/1951	Lynch	.....	40/362

**1 Claim, 3 Drawing Sheets**



*FIG. 1*




FIG. 2




FIG. 3

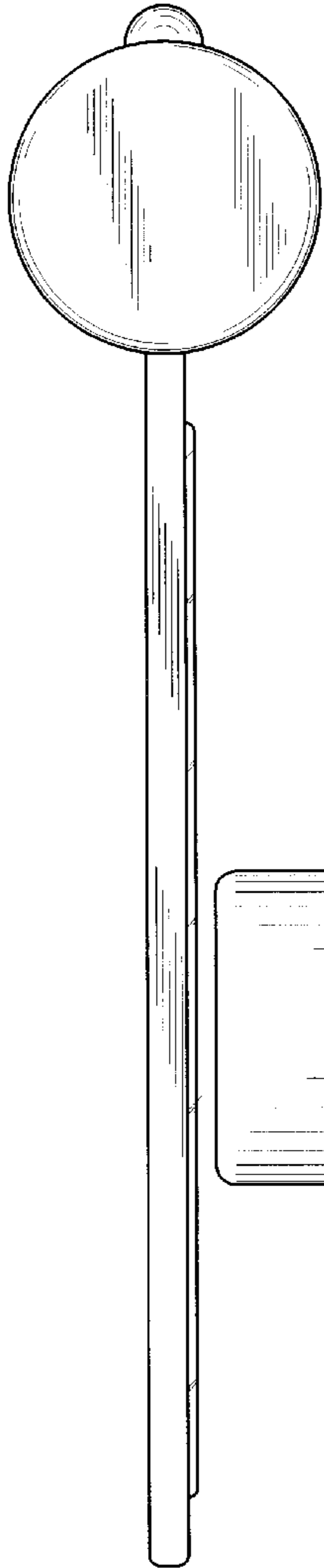


FIG. 4

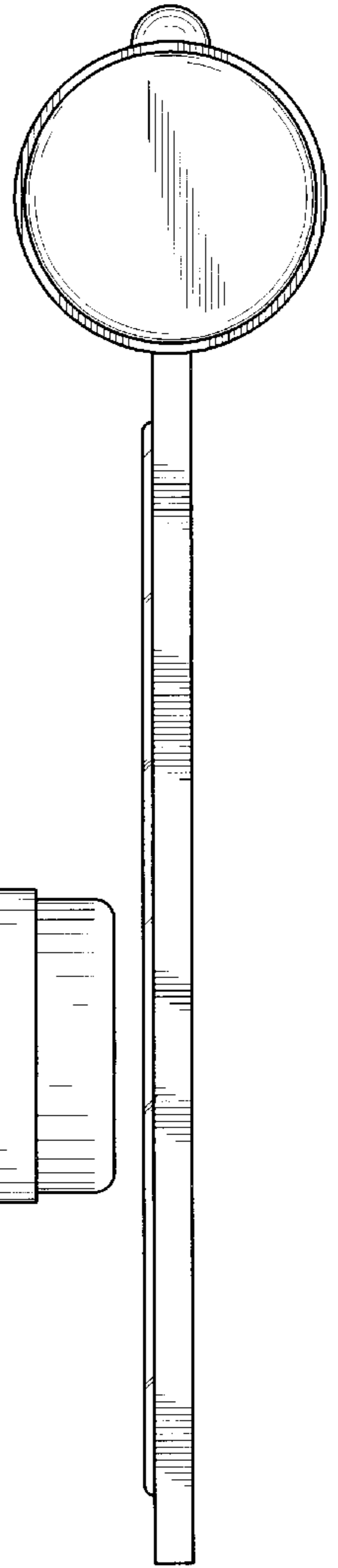


FIG. 5

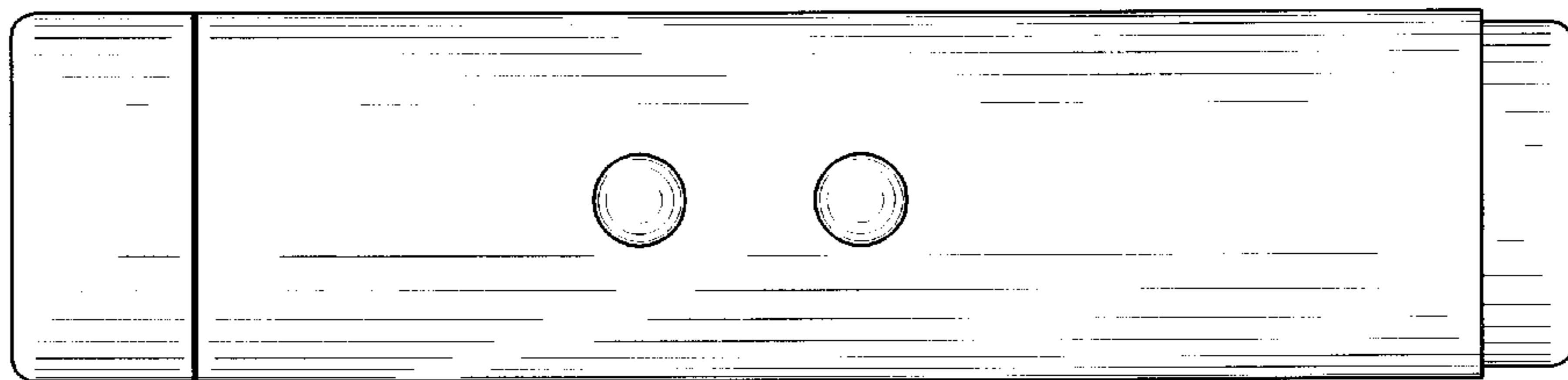


FIG. 6

