



US00D400892S

United States Patent [19] Williams

[11] Patent Number: Des. 400,892

[45] Date of Patent: **Nov. 10, 1998

[54] HANDS-FREE AIR COMPRESSOR

[75] Inventor: Kevin Williams, Brooklyn, N.Y.

[73] Assignee: Interdynamics, Inc., Brooklyn, N.Y.

[**] Term: 14 Years

[21] Appl. No.: 78,714

[22] Filed: Oct. 31, 1997

[51] LOC (6) Cl. 15-02

[52] U.S. Cl. D15/9

[58] Field of Search D15/7, 8, 9; 417/231,
417/234

[56] **References Cited**

U.S. PATENT DOCUMENTS

D. 248,396	7/1978	Sendak	D15/7
D. 266,091	9/1982	Richards et al.	D15/7
D. 270,733	9/1983	Davis	D15/9
3,576,379	4/1971	Parlse	417/410.4

Primary Examiner—Ralf Seifert

Attorney, Agent, or Firm—Levisohn, Lerner, Berger & Langsam

[57] **CLAIM**

The hands-free air compressor, as shown and described in the drawings.

DESCRIPTION

FIG. 1 is a perspective view of the air compressor of this invention;

FIG. 2 is a top view of the air compressor of this invention;

FIG. 3 is a front view of the air compressor of this invention;

FIG. 4 is a right side view of the air compressor of this invention, the opposite side view being a mirror image;

FIG. 5 is a rear view of the air compressor of this invention;

and,

FIG. 6 is a bottom view of the air compressor of this invention.

The left side view is substantially similar to the right side view and is not shown.

The broken line showing of a partial power cord in FIGS. 1, 3–6 and a depression in FIGS. 1, 2 and 5, is for illustrative purposes only and forms no part of the claimed design.

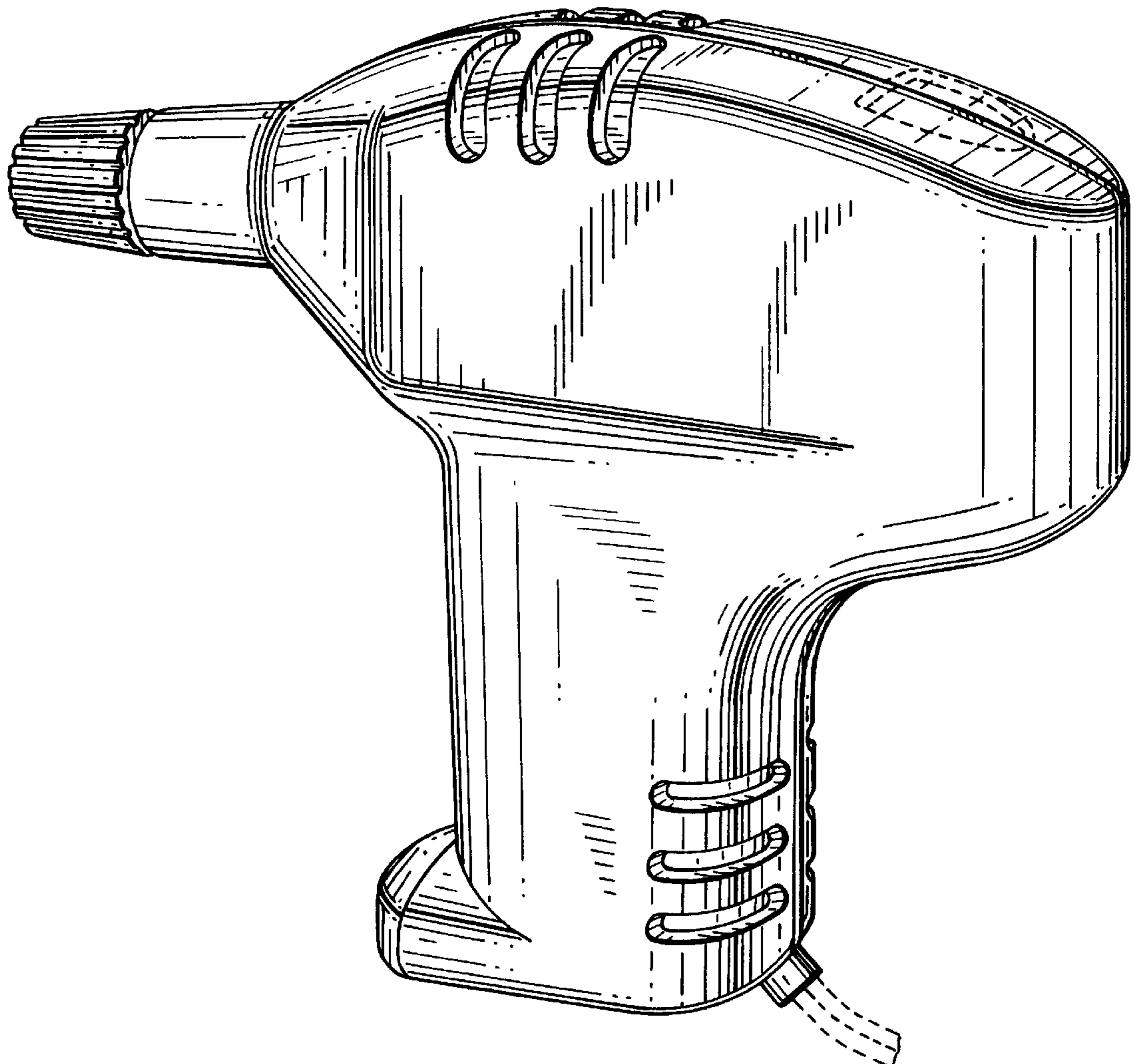
The broken line showing of a partial power cord in FIGS. 1, 3–6 and a depression in FIGS. 1, 2 and 5, is for illustrative purposes only and forms no part of the claimed design.

The broken line showing of a partial power cord in FIGS. 1, 3–6 and a depression in FIGS. 1, 2 and 5, is for illustrative purposes only and forms no part of the claimed design.

The broken line showing of a partial power cord in FIGS. 1, 3–6 and a depression in FIGS. 1, 2 and 5, is for illustrative purposes only and forms no part of the claimed design.

The broken line showing of a partial power cord in FIGS. 1, 3–6 and a depression in FIGS. 1, 2 and 5, is for illustrative purposes only and forms no part of the claimed design.

1 Claim, 4 Drawing Sheets



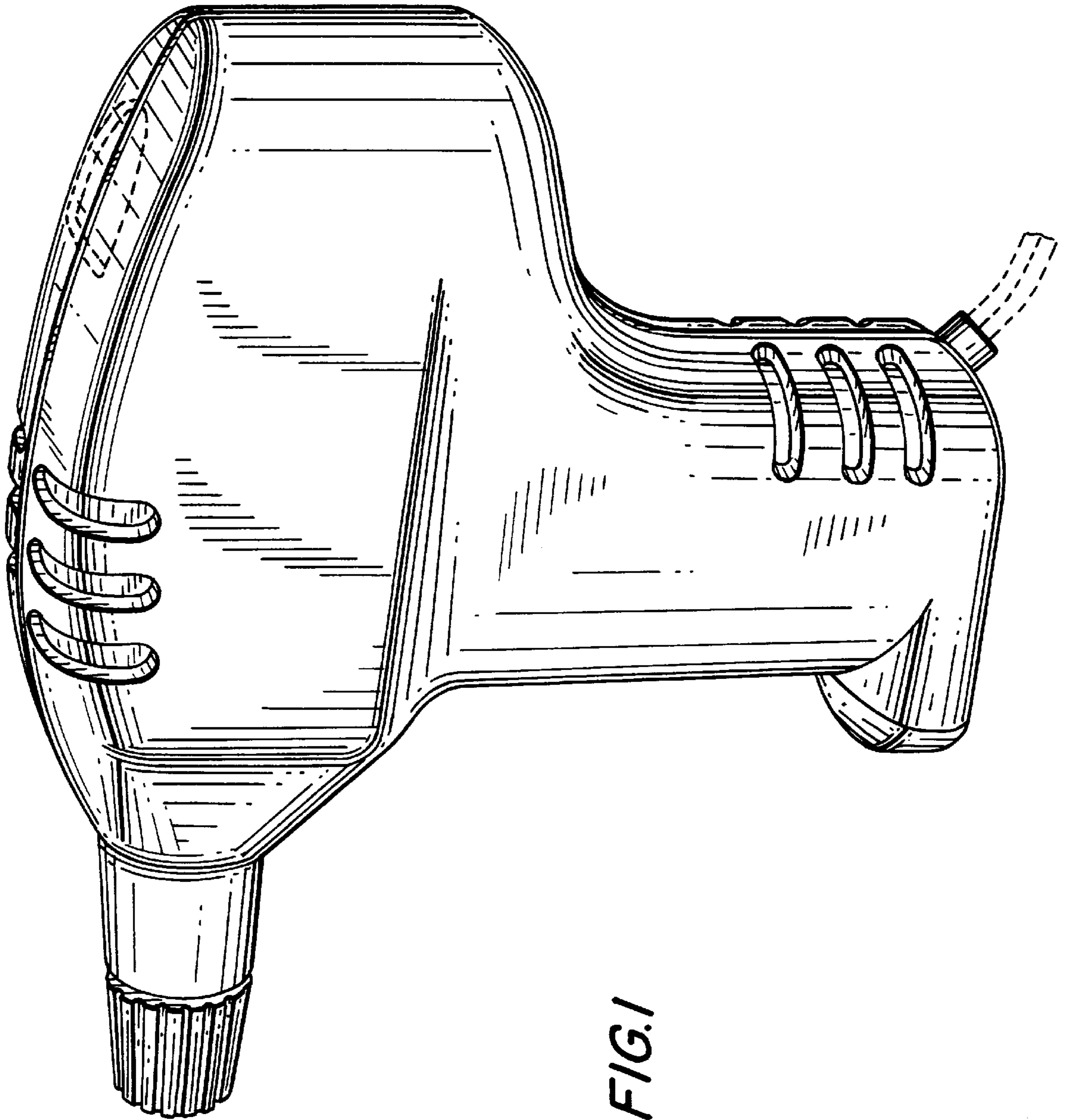


FIG. 1

FIG. 2

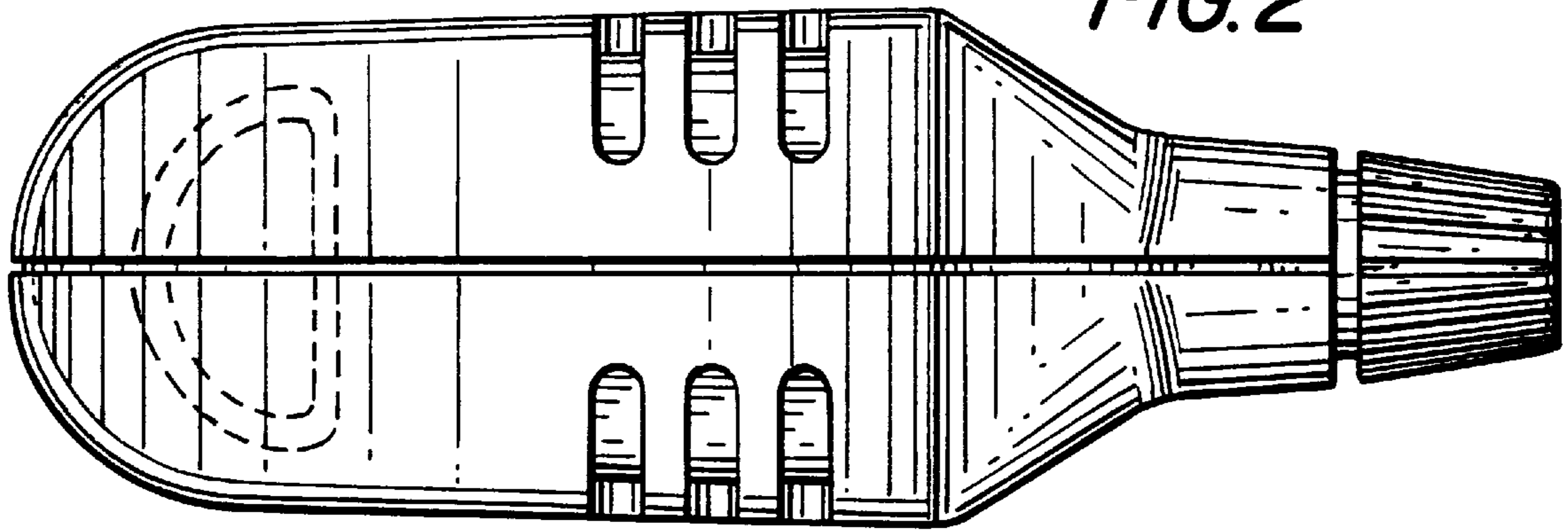


FIG. 3

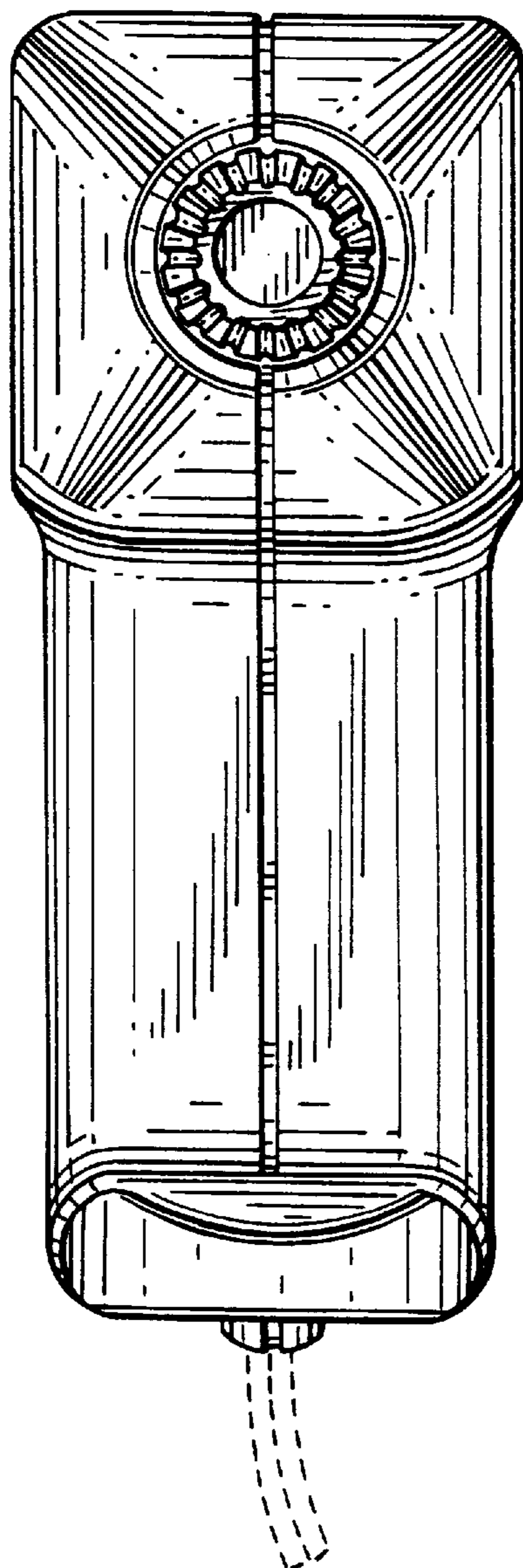


FIG. 4

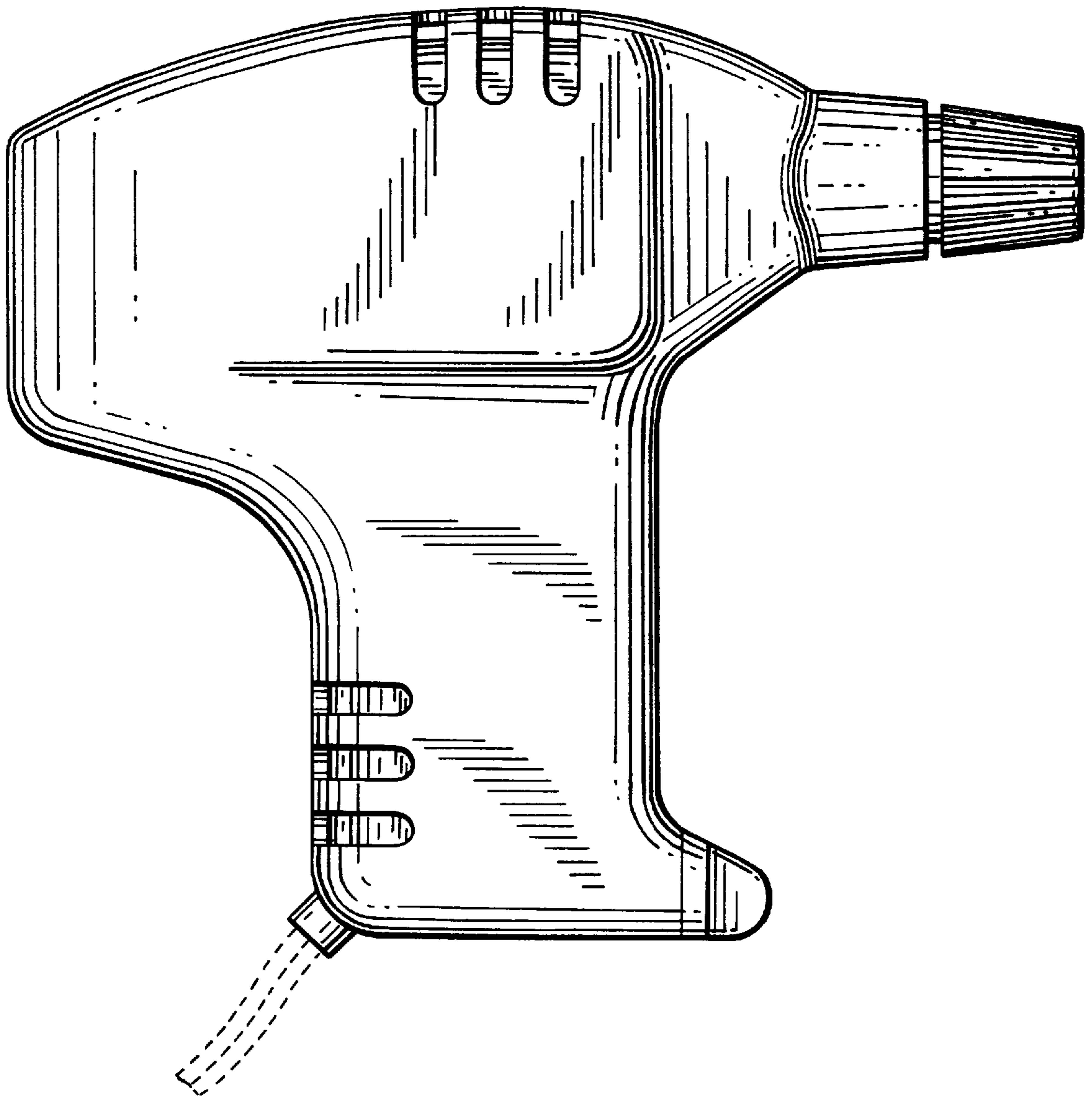


FIG.5

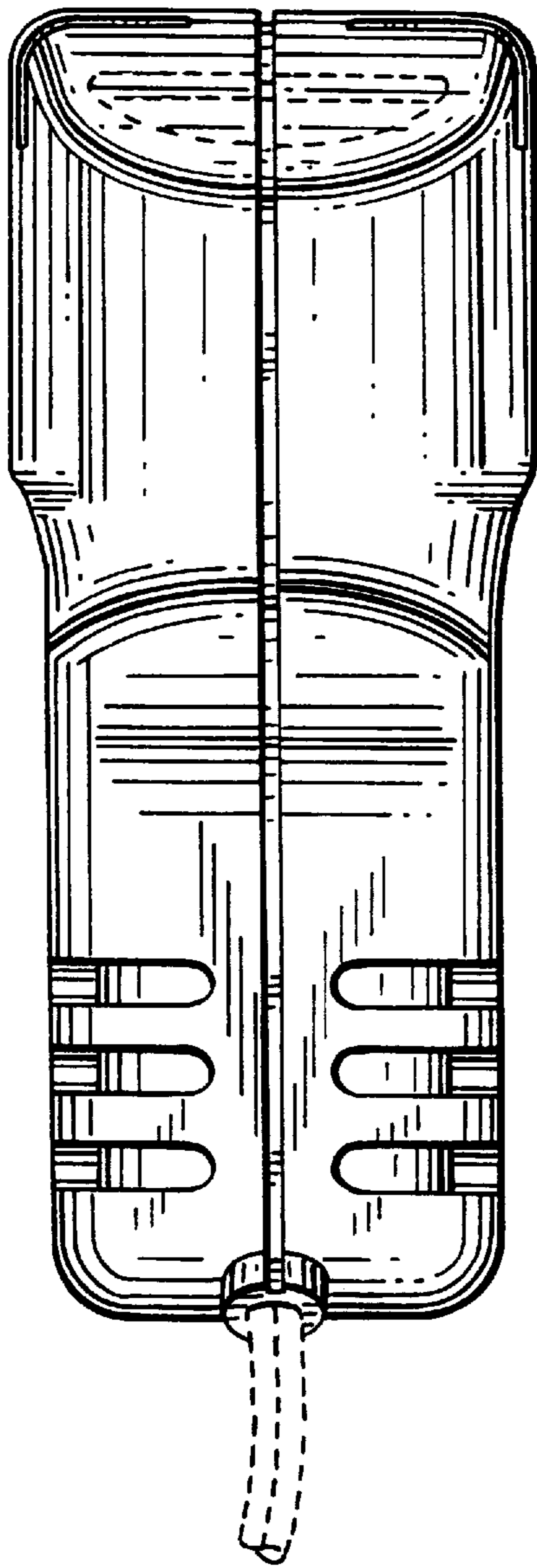


FIG.6

