



US00D400886S

# United States Patent [19] Guttadauro

[11] Patent Number: Des. 400,886

[45] Date of Patent: \*\*Nov. 10, 1998

[54] ANTENNA COVER

[76] Inventor: David A. Guttadauro, 365 Salem St., Wakefield, Mass. 01880

[\*\*] Term: 14 Years

[21] Appl. No.: 68,355

[22] Filed: Apr. 7, 1997

[51] LOC (6) Cl. .... 14-03

[52] U.S. Cl. .... D14/230

[58] Field of Search ..... D14/230-238,  
D14/299; D6/601-611, 332; 52/222, 149;  
150/154-155, 901, 158; 254/222-223; 343/704,  
720, 781 R, 840-842, 824, 851, 866, 872-873,  
907-908; 58/138

[56] **References Cited**

**U.S. PATENT DOCUMENTS**

D. 318,673	7/1991	Terk	.....	D14/230
D. 344,731	3/1994	Witzky	.....	D14/204
D. 347,437	5/1994	Brehmer et al.	.....	D14/230
D. 350,963	9/1994	Witzky	.....	D14/230

D. 354,060	1/1995	Witzky	.....	D14/230
D. 356,313	3/1995	Mann et al.	.....	D14/230
D. 356,572	3/1995	Prince	.....	D14/230
D. 379,356	5/1997	Liu et al.	.....	D14/230
3,228,030	1/1966	Moore	.....	343/746

Primary Examiner—Ruth McInroy  
Attorney, Agent, or Firm—Wolf, Greenfield & Sacks, P.C.


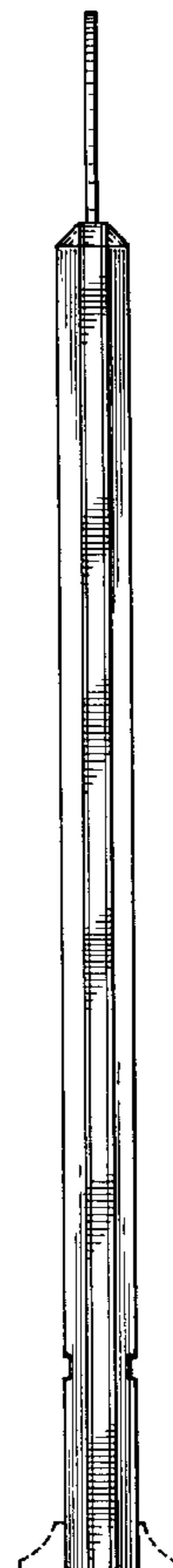
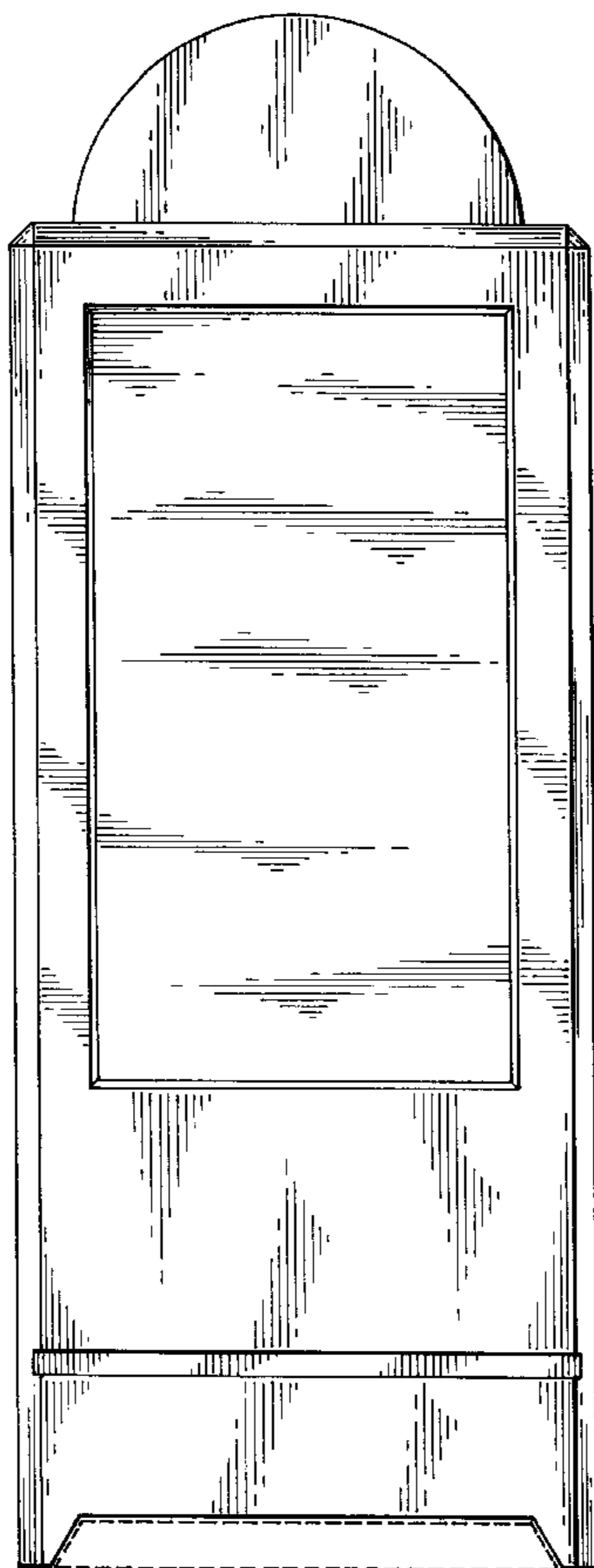
[57] **CLAIM**

The ornamental design for an antenna cover, as shown and described.


**DESCRIPTION**

FIG. 1 is a front elevational view of an antenna cover showing my new design, the rear view being identical; FIG. 2 is a right side elevational view thereof, the left side being identical; FIG. 3 is a top plan view thereof; and, FIG. 4 is a bottom plan view thereof. The details shown in broken lines in all views are for illustrative purposes only and form no part of the claimed design.


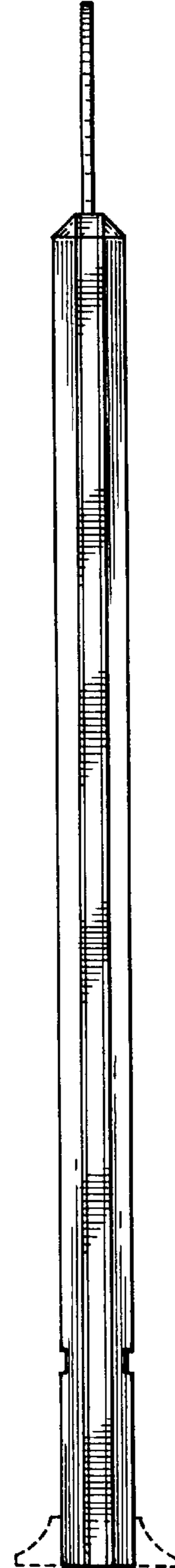
1 Claim, 1 Drawing Sheet



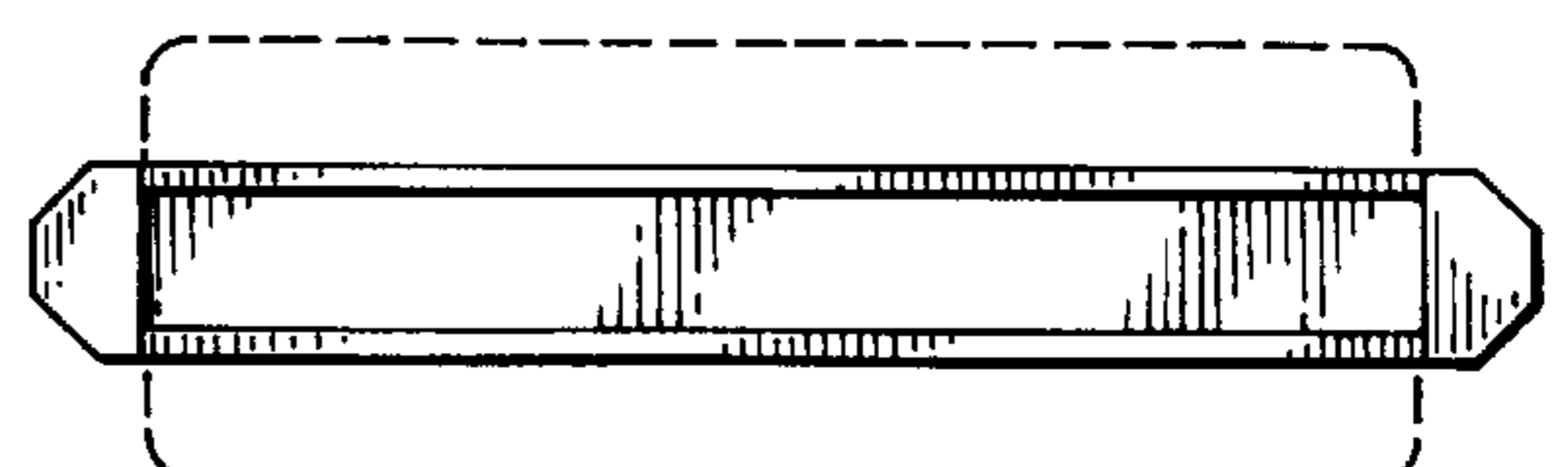
*FIG. 1*



*FIG. 2*



*FIG. 3*



*FIG. 4*