



US00D400874S

United States Patent [19]

Lindeman et al.

[11] Patent Number: **Des. 400,874**

[45] Date of Patent: ****Nov. 10, 1998**

[54] **PORTABLE RADIOTELEPHONE**

[75] Inventors: **Phillip E. Lindeman**, Gurnee; **Albert L. Nagele**, Wilmette, both of Ill.

[73] Assignee: **Motorola, Inc.**, Schaumburg, Ill.

[*] Notice: The term of this patent shall not extend beyond the expiration date of Pat. No. Des. 385,271.

[**] Term: **14 Years**

D. 363,716 10/1995 Siddoway et al. D14/147 X
 D. 365,818 1/1996 Irie et al. D14/147 X
 D. 374,227 10/1996 Williams D14/137
 D. 375,732 11/1996 Lindeman et al. D14/138
 D. 375,733 11/1996 Nagele et al. D14/138
 D. 375,734 11/1996 Nagele et al. D14/138
 5,151,643 9/1992 Emmert et al. 455/90 X
 5,335,273 8/1994 Takagi et al. 379/433
 5,561,436 10/1996 Phillips 455/89 X

[21] Appl. No.: **62,365**

[22] Filed: **Nov. 13, 1996**

[51] **LOC (6) Cl.** **14-03**

[52] **U.S. Cl.** **D14/138**

[58] **Field of Search** D14/137, 138,
 D14/140, 142, 147-151, 240, 248; 455/89,
 90; 379/58-61, 419, 420, 428, 440, 433-436,
 454, 455

OTHER PUBLICATIONS

Mobile Office, Jun. 1993, Cover, Motorola Micro TAC Ultra Lite at left.

Primary Examiner—Jeffrey Asch
Attorney, Agent, or Firm—Daniel W. Juffernbruch

[56] **References Cited**
U.S. PATENT DOCUMENTS

D. 343,615 1/1994 Taylor D14/138
 D. 343,616 1/1994 Nagele et al. D14/138
 D. 343,834 2/1994 Taylor D14/138
 D. 353,588 12/1994 Goergen D14/148 X
 D. 356,084 3/1995 Nagele et al. D14/138
 D. 357,249 4/1995 Williams D14/138
 D. 357,250 4/1995 Ifuji et al. D14/138
 D. 362,852 10/1995 Nagele et al. D14/147 X

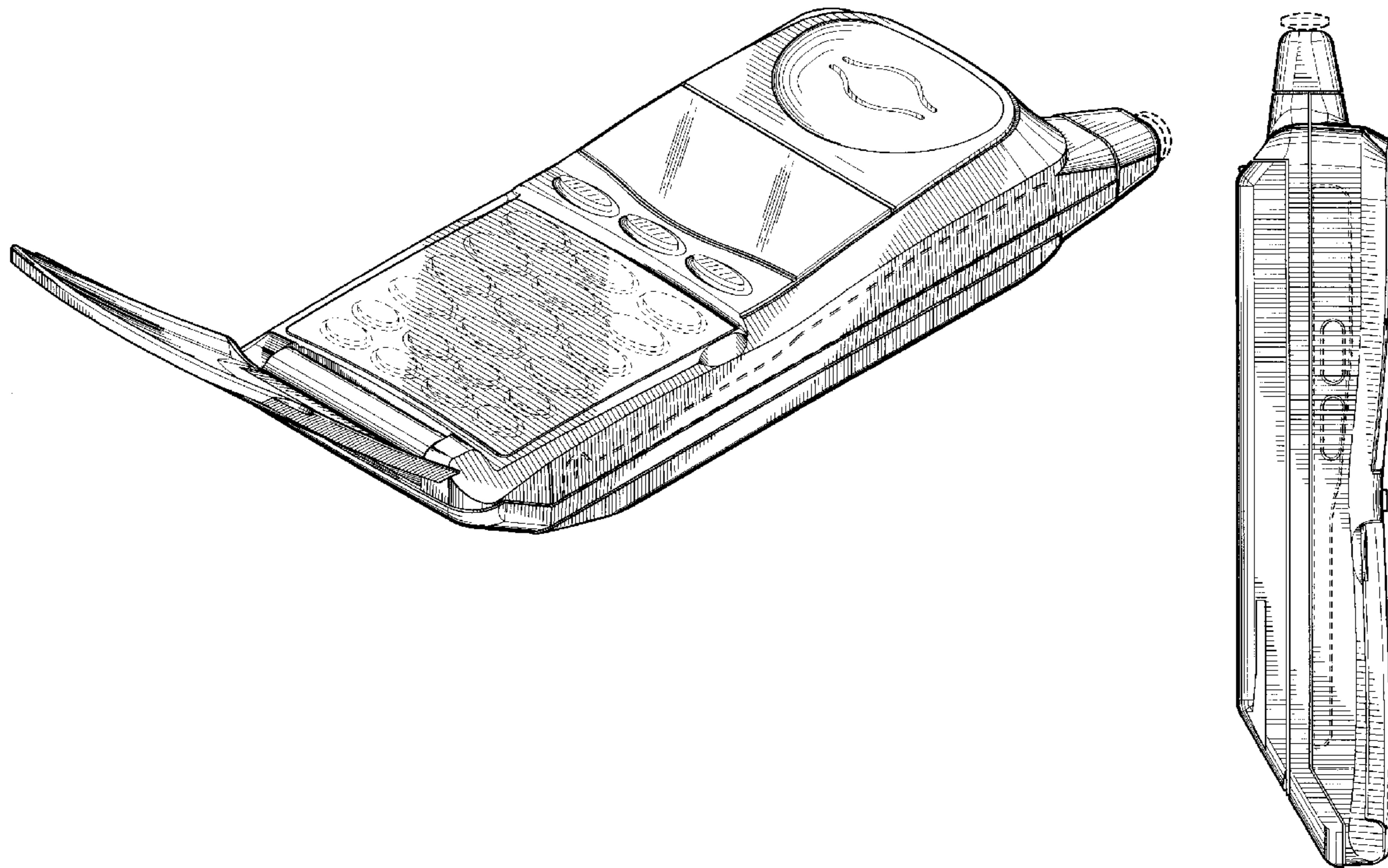
[57] **CLAIM**

The ornamental design for a portable radiotelephone, as shown and described.

DESCRIPTION

FIG. 1 is a top and right side perspective view of the portable radiotelephone showing our new design with a closed cover; FIG. 2 is a top and right side perspective view of the portable radiotelephone showing our new design with an open cover; FIG. 3 is a bottom side view of the portable radiotelephone; FIG. 4 is a left side view of the portable radiotelephone; and, FIG. 5 is an end view of the portable radiotelephone. The broken line matter in all figures is for illustrative purposes only and forms no part of the claimed design.

1 Claim, 3 Drawing Sheets



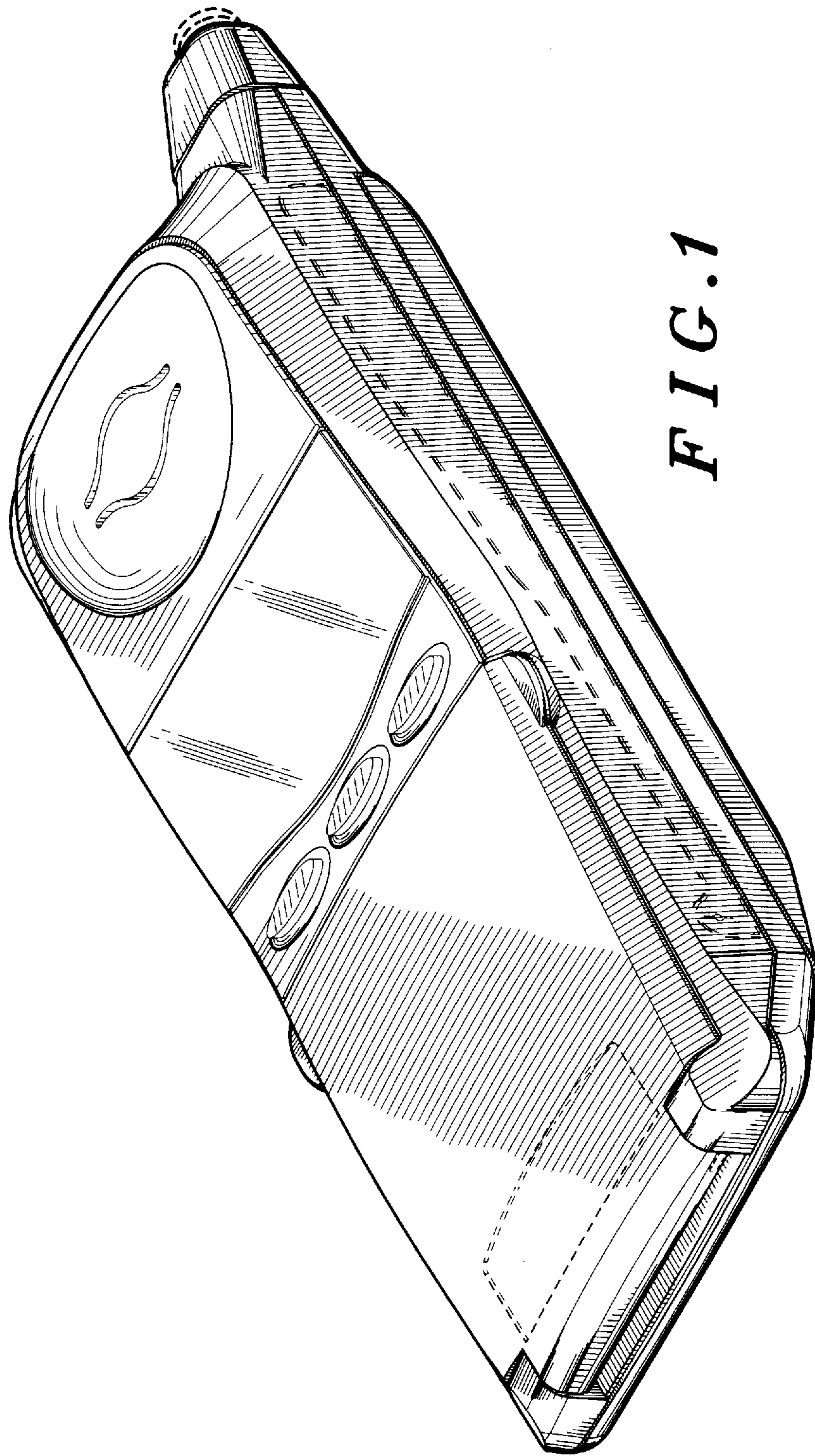


FIG. 1

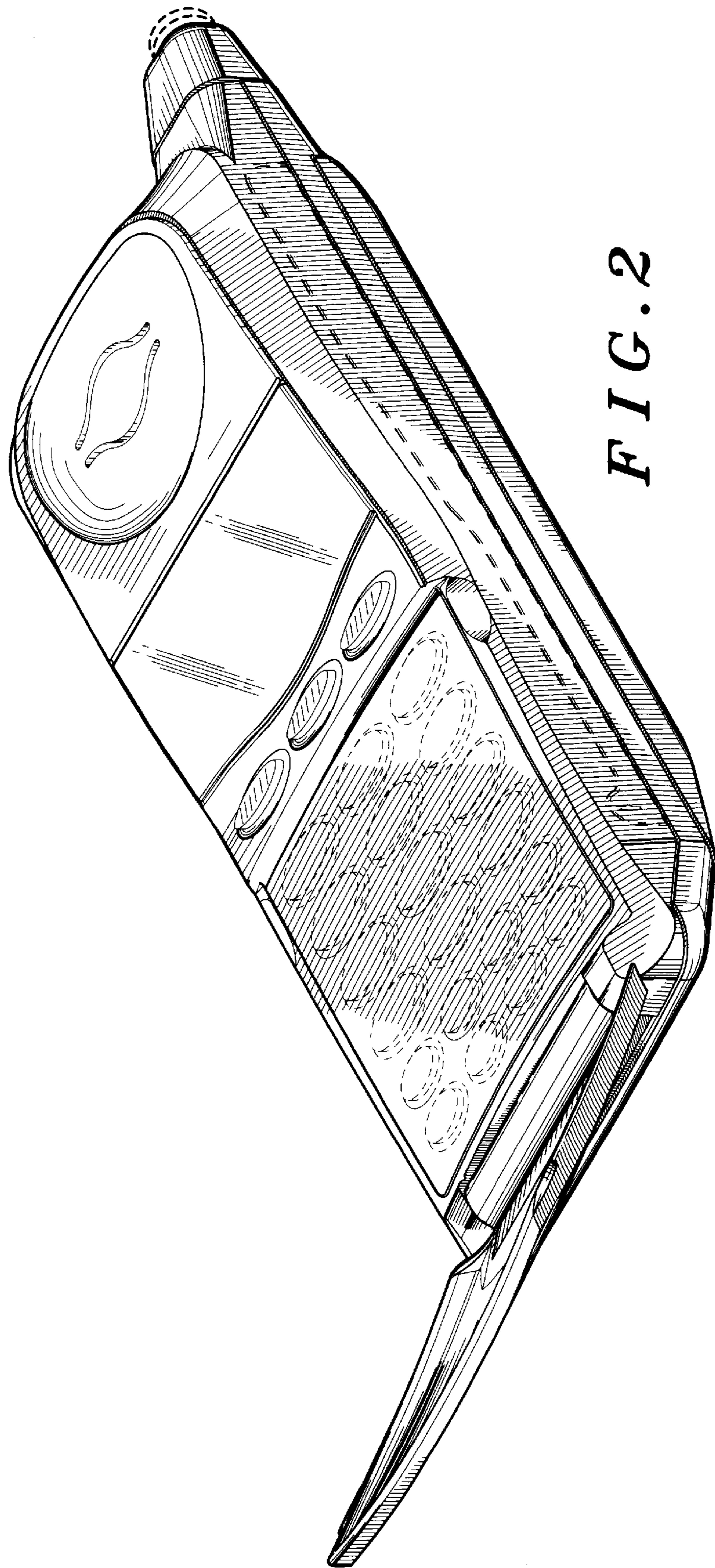


FIG. 2




FIG. 3

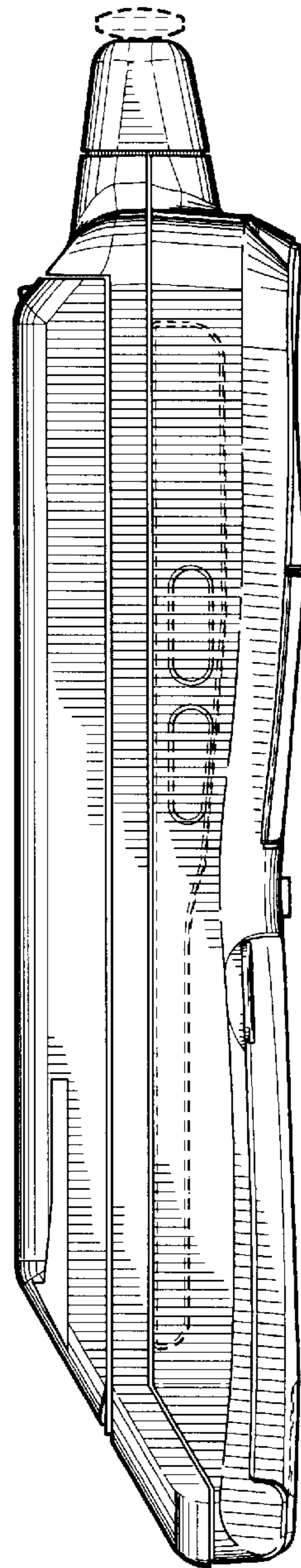


FIG. 4




FIG. 5