



US00D400871S

# United States Patent [19] Chou

[11] **Patent Number: Des. 400,871**

[45] **Date of Patent: \*\*Nov. 10, 1998**

[54] **COMPUTER PANEL**

D. 371,351 7/1996 Lai ..... D14/115

[76] Inventor: **Shen-Chung Chou**, P.O. Box 82-144,  
Taipei, Taiwan

*Primary Examiner*—Freda Nunn  
*Attorney, Agent, or Firm*—A & J

[\*\*] Term: **14 Years**

[57] **CLAIM**

[21] Appl. No.: **71,798**

The ornamental design for a computer panel, as shown and described.

[22] Filed: **Jun. 9, 1997**

### DESCRIPTION

[51] **LOC (6) Cl.** ..... **14-02**

[52] **U.S. Cl.** ..... **D14/115**

[58] **Field of Search** ..... D14/100, 102,  
D14/107-109; D13/162, 184, 199; D6/432,  
436, 445, 448; 312/254, 292; 360/97.01,  
97.04, 98.01, 99.01, 99.12; 361/683, 694,  
696

FIG. 1 is a perspective view of a computer panel showing my new design;

FIG. 2 is a front elevational view thereof;

FIG. 3 is a left view thereof;

FIG. 4 is a right view thereof;

FIG. 5 is a top plan view thereof; and,

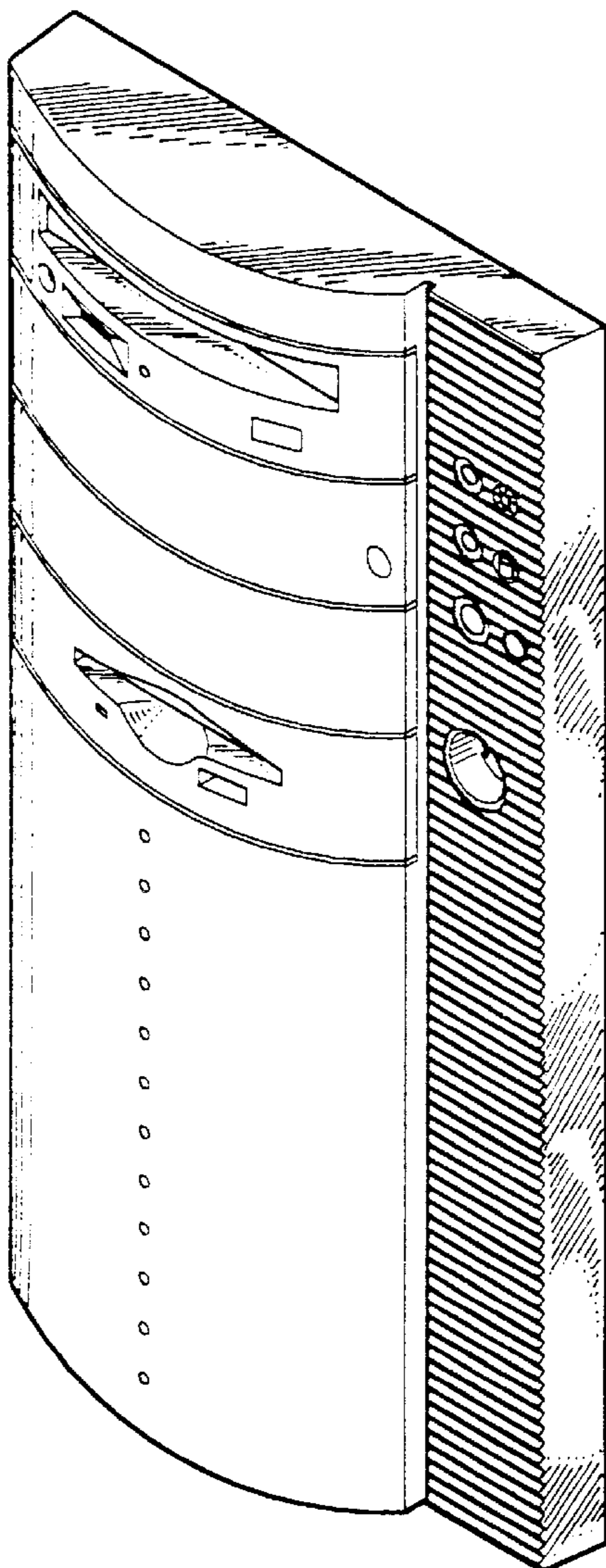
FIG. 6 is a bottom plan view thereof.

[56] **References Cited**

#### U.S. PATENT DOCUMENTS

D. 369,792 5/1996 Paterson et al. .... D14/113

**1 Claim, 4 Drawing Sheets**



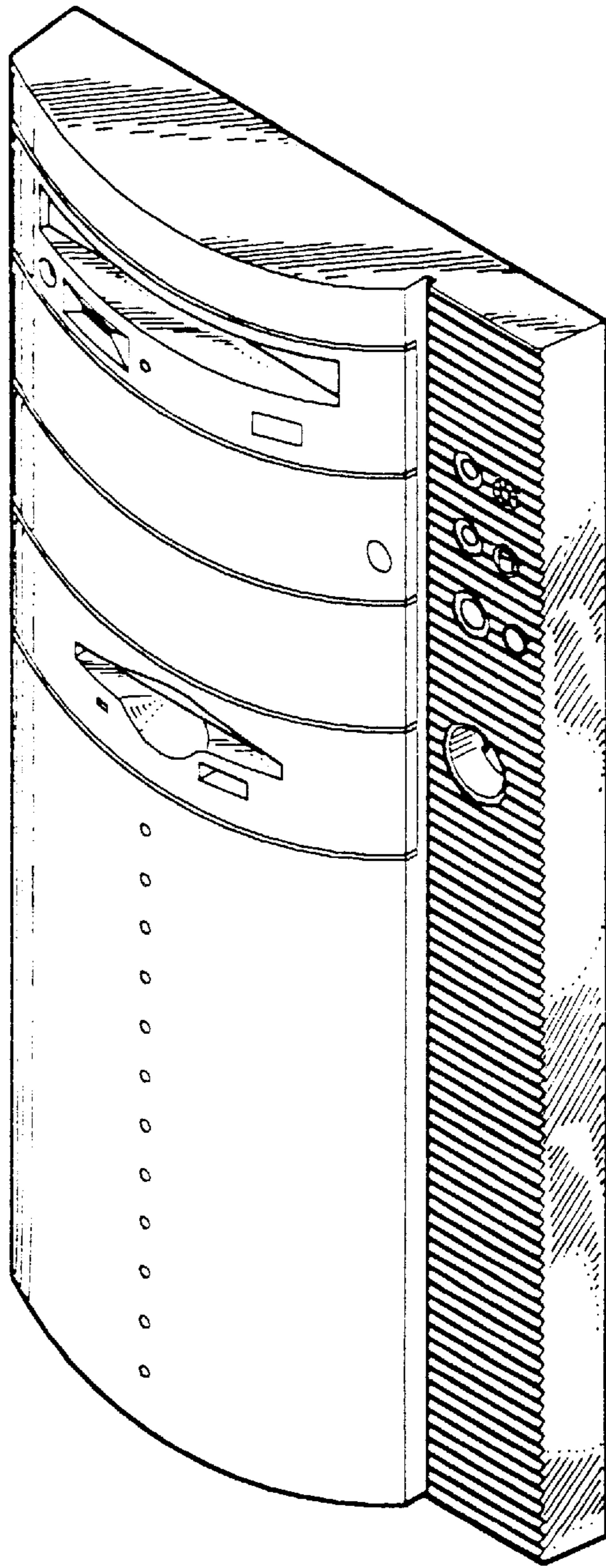


FIG. 1

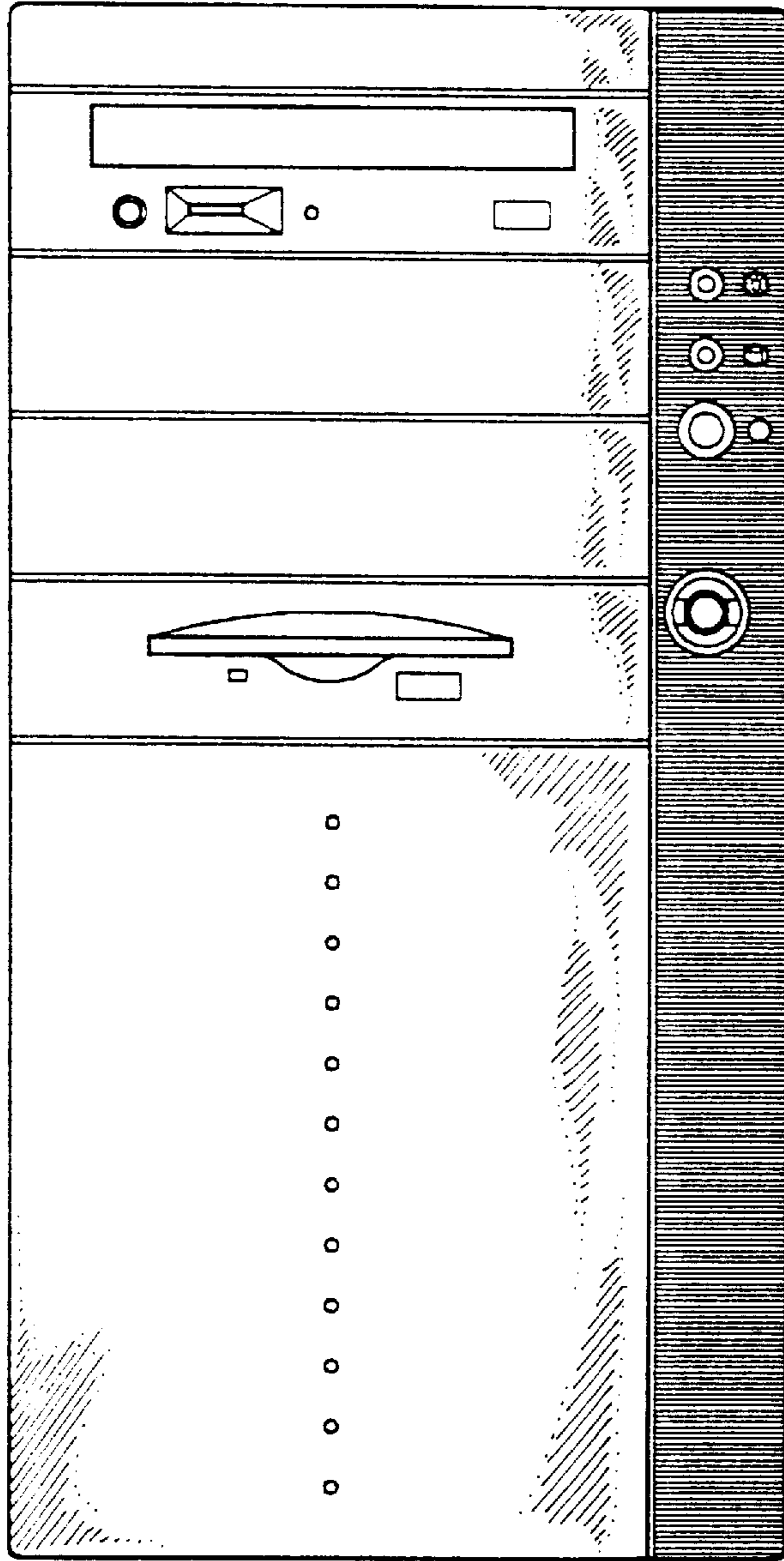


FIG. 2



FIG. 3

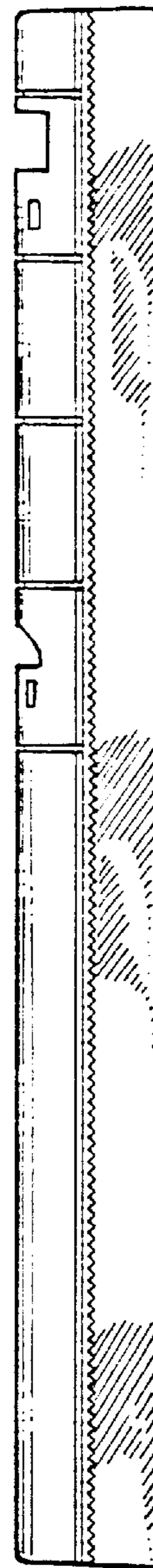


FIG. 4



FIG. 5

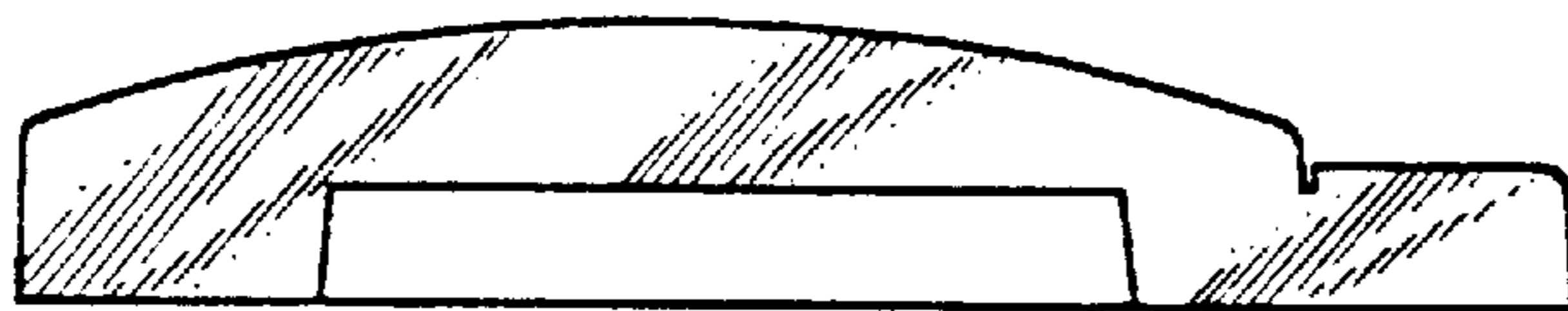


FIG. 6