



US00D400845S

United States Patent [19]

[11] **Patent Number: Des. 400,845**

Miller et al.

[45] **Date of Patent: **Nov. 10, 1998**

[54] VEHICLE BRA

OTHER PUBLICATIONS

[76] Inventors: **Darlene Miller; Adelene M Rome**,
both of 5725 Count La., New Orleans,
La. 70126

J.C. Whitney Catalog, p. 60, See "Multipiece Breathable Vinyl Bras". (Examiner's Office), 1995.

J.C. Whitney Catalog, p. 59, See "Single-Piece Bras". (Examiner's Office), 1995.

[**] Term: **14 Years**

Primary Examiner—James Gandy

Assistant Examiner—Stacia Sinuik

[21] Appl. No.: **77,058**

[22] Filed: **Sep. 25, 1997**

[57] CLAIM

[51] **LOC (6) Cl.** **12-16**

[52] **U.S. Cl.** **D12/401**

[58] **Field of Search** D12/400, 401;
296/98, 99.1, 100, 136, 95.1, 103, 210,
128; 150/166-167, 154; 118/504-505, 301;
280/770

The ornamental design for a vehicle bra, as shown and described.

DESCRIPTION

[56] References Cited

U.S. PATENT DOCUMENTS

D. 364,846	12/1995	Kelsey et al.	D12/401
4,219,218	8/1980	Waldon	280/770
4,376,546	3/1983	Guccione et al.	280/770
4,531,560	7/1985	Balanky	296/136 X
4,953,909	9/1990	Crane	296/136
4,997,229	3/1991	Swanson	296/136
5,056,817	10/1991	Fuller	280/770
5,158,324	10/1992	Flesher	280/770

FIG. 1 is a front plan view of the vehicle bra of the present invention;

FIG. 2 is a back plan view of the vehicle bra of FIG. 1;

FIG. 3 is a left side plan view of the vehicle bra of FIG. 1;

FIG. 4 is a right side plan view of the vehicle bra of FIG. 1;

FIG. 5 is a top plan view of the vehicle bra of FIG. 1;

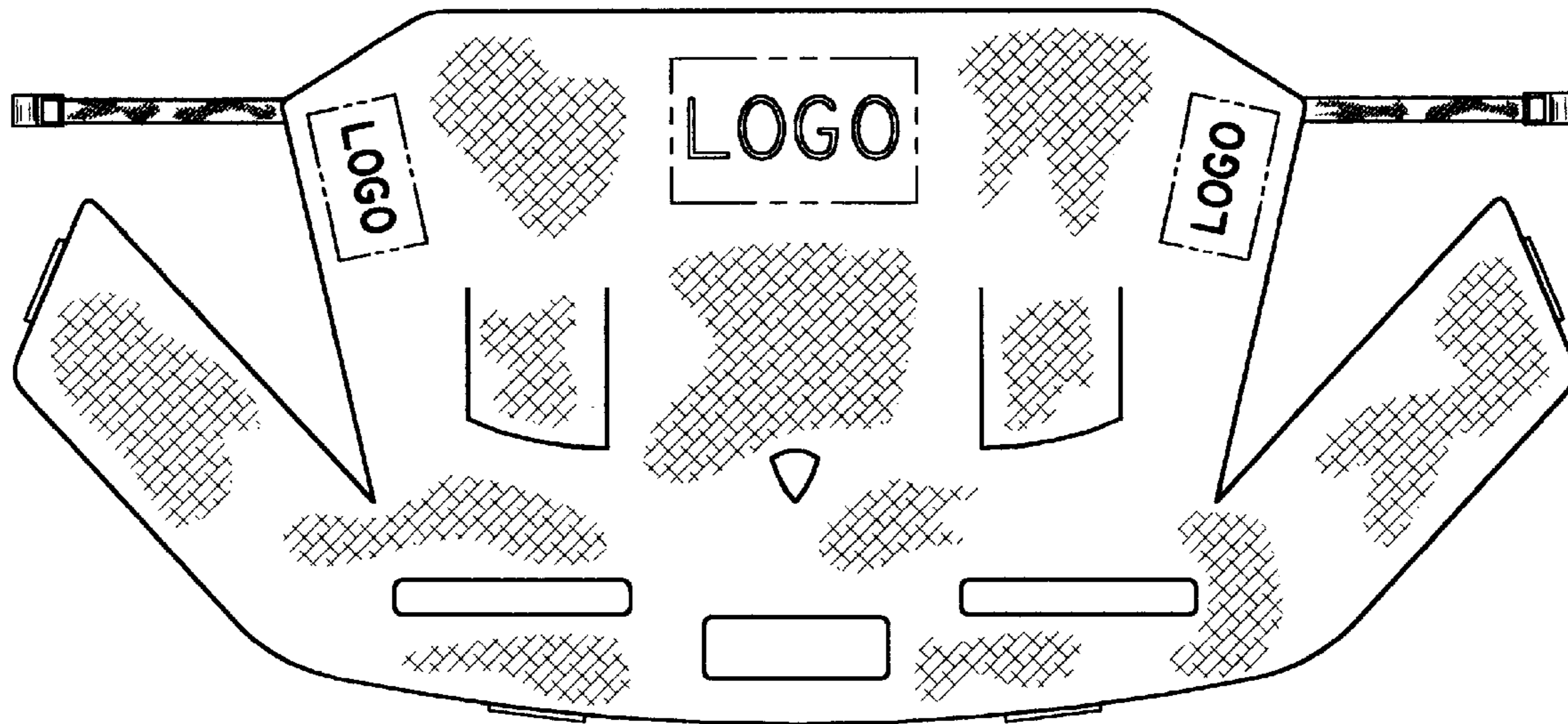
FIG. 6 is a bottom plan view of the vehicle bra of FIG. 1;

and,

FIG. 7 is a top, front, right side perspective view of the vehicle bra of FIG. 1.

The broken line showing of environment is for illustrative purposes only and forms no part of the claimed design.

1 Claim, 3 Drawing Sheets



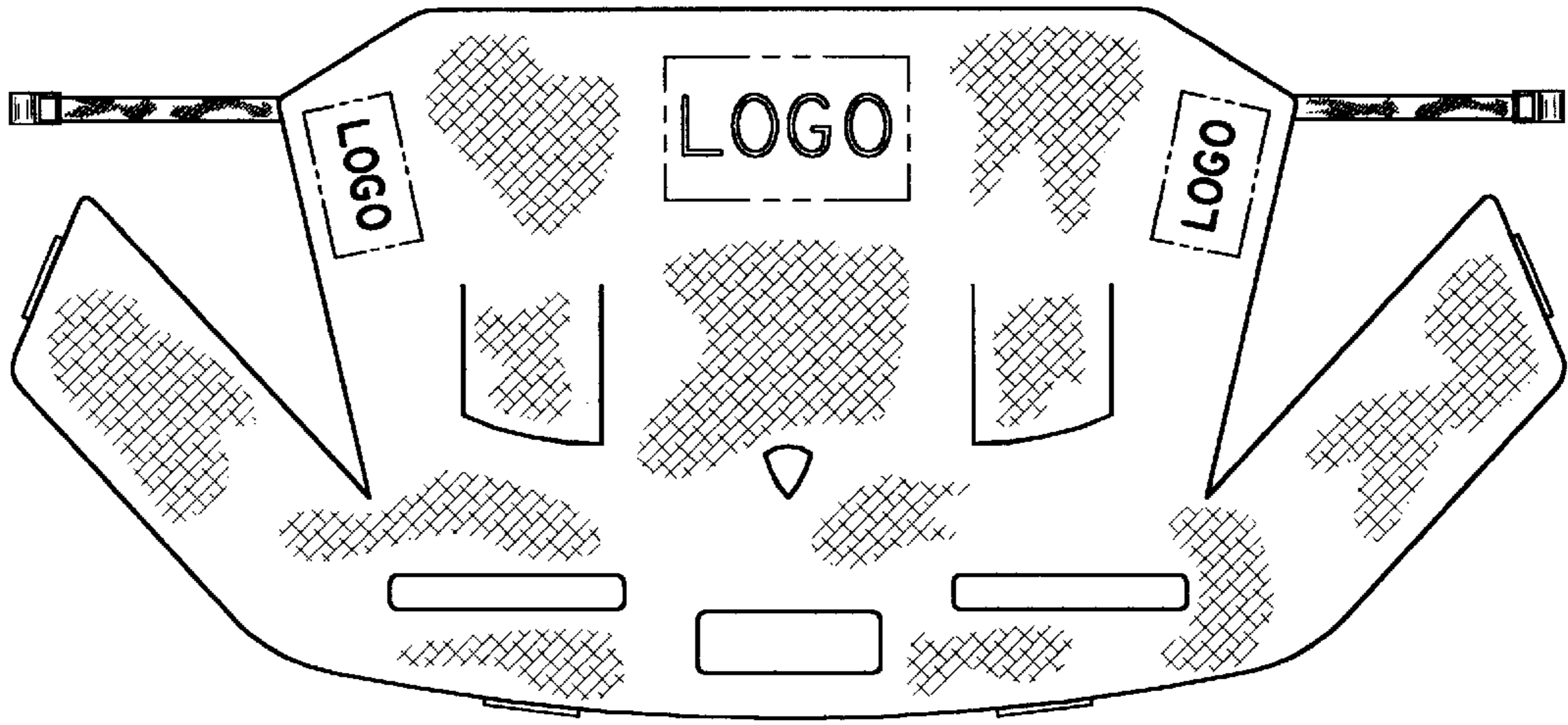


Fig. 1

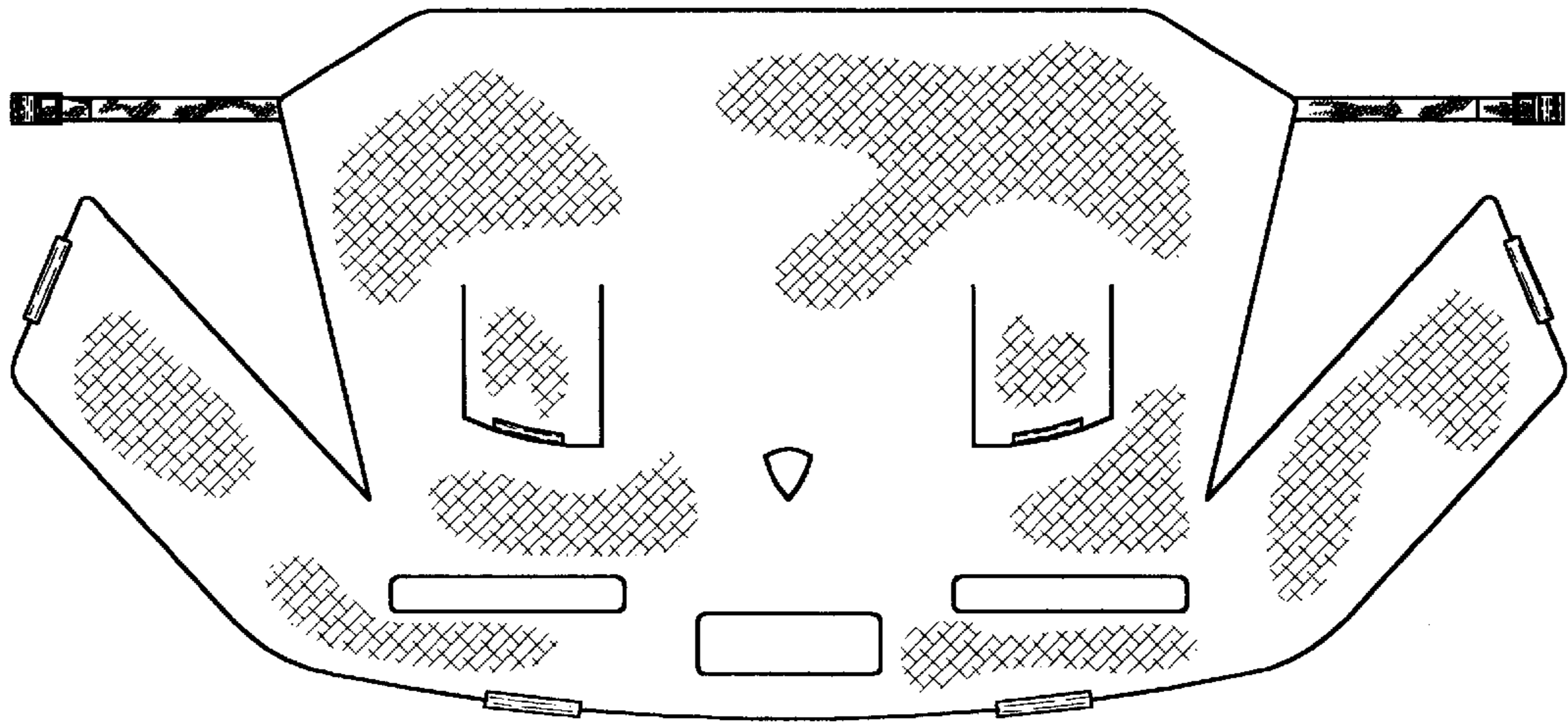


Fig. 2



Fig. 3



Fig. 4



Fig. 5

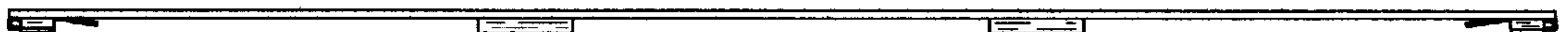


Fig. 6




Fig. 7