



US00D400843S

# United States Patent [19] Niemier

[11] **Patent Number: Des. 400,843**

[45] **Date of Patent: \*\*Nov. 10, 1998**

[54] **WATER CRAFT**

2172553 9/1986 United Kingdom .

[75] Inventor: **Timothy A. Niemier**, Bellingham, Wash.

### OTHER PUBLICATIONS

Scupper Pro Product Brochure, Ocean Kayak, Inc.  
Scrambler Product Brochure, Ocean Kayak, Inc.  
Zuma Two Product Brochure, Ocean Kayak, Inc.  
Paddler, Selected pages from Jul. 1992 Issue.

[73] Assignee: **Old Town Canoe Co.**, Old Town, Me.

[\*\*] Term: **14 Years**

*Primary Examiner*—Kay H. Chin  
*Attorney, Agent, or Firm*—Michael R. Schacht; Hughes & Schacht, P.S.

[21] Appl. No.: **71,887**

[22] Filed: **May 27, 1997**

[51] **LOC (6) Cl.** ..... **12-06**

[52] **U.S. Cl.** ..... **D12/302**

[58] **Field of Search** ..... D12/300, 302,  
D12/315; 114/347, 348, 56; 441/65

### [57] CLAIM

The ornamental design for a water craft, as shown and described herein.

### [56] References Cited

### DESCRIPTION

#### U.S. PATENT DOCUMENTS

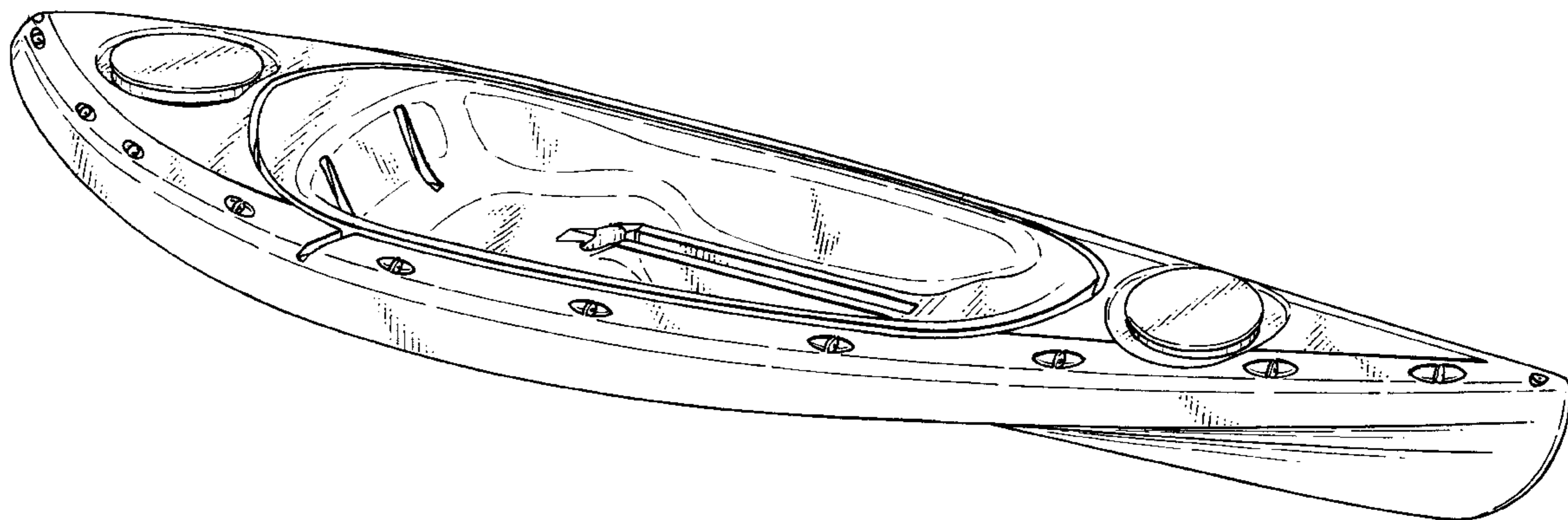
D. 364,139	11/1995	Niemier	.....	D12/302
D. 364,599	11/1995	Barton	.....	D12/302
D. 390,527	2/1998	Niemier	.....	D12/302
4,106,143	8/1978	Lucas	.....	9/1.7
4,407,216	10/1983	Masters	.....	114/347
4,520,747	6/1985	Masters	.....	114/347
4,589,365	5/1986	Masters	.....	114/347
4,660,490	4/1987	Broadhurst	.....	114/56
4,710,143	12/1987	Boulanger	.....	441/65
4,744,327	5/1988	Masters	.....	114/347
5,076,194	12/1991	Curtis et al.	.....	114/347
5,094,607	3/1992	Masters	.....	425/429
5,189,974	3/1993	Masters	.....	114/61

FIG. 1 is a perspective view of a water craft showing my new design;  
FIG. 2 is a top plan view thereof;  
FIG. 3 is a side elevational view thereof, the opposite side view being a mirror image of that shown;  
FIG. 4 is a bottom plan view thereof;  
FIG. 5 is a left end view thereof;  
FIG. 6 is a right end view thereof;  
FIG. 7 is a perspective view of a second embodiment of the water craft;  
FIG. 8 is a top plan view of FIG. 7;  
FIG. 9 is a side elevational view of FIG. 7, the opposite side view being a mirror image of that shown;  
FIG. 10 is a bottom plan view of FIG. 7;  
FIG. 11 is a left end view of FIG. 7; and,  
FIG. 12 is a right end view of FIG. 7.

#### FOREIGN PATENT DOCUMENTS

2673416	9/1962	France .
424910	2/1926	Germany .

**1 Claim, 6 Drawing Sheets**



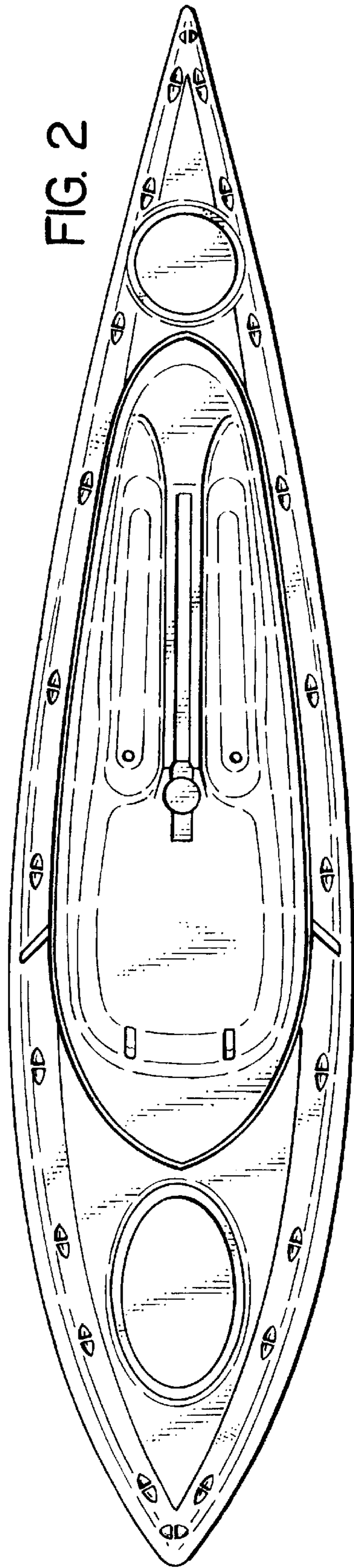
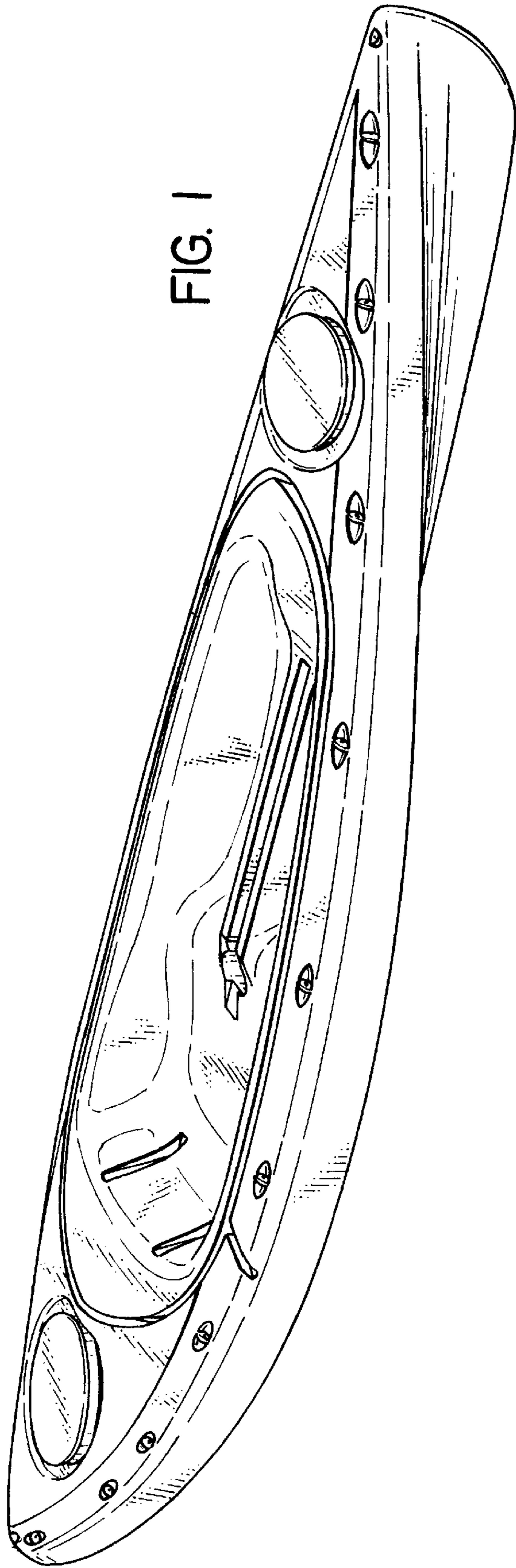


FIG. 3

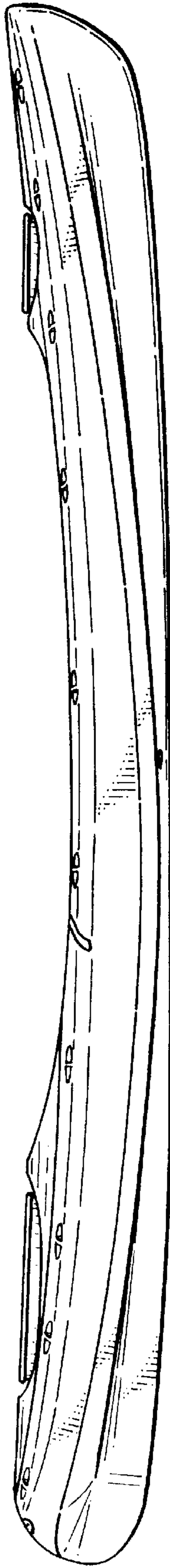


FIG. 4

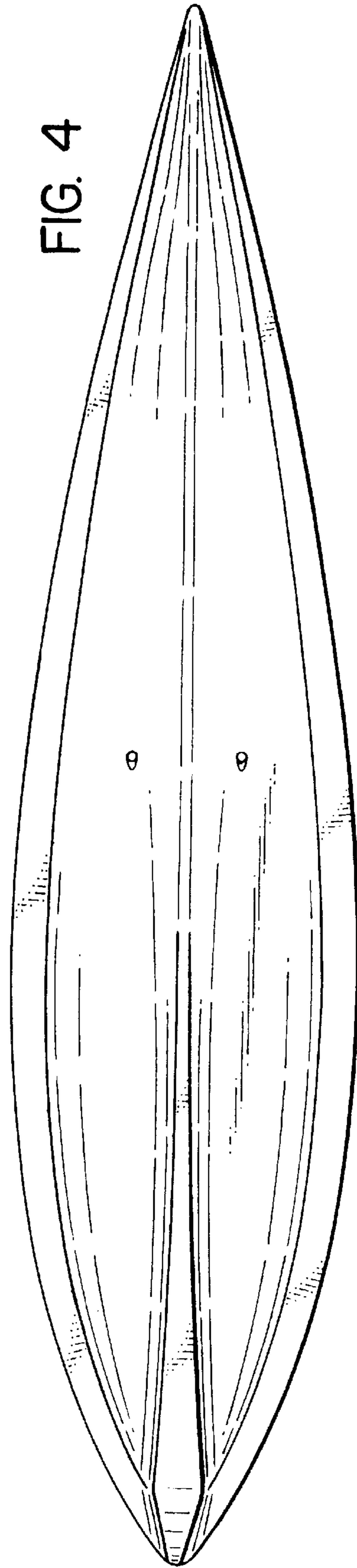


FIG. 5





FIG. 6





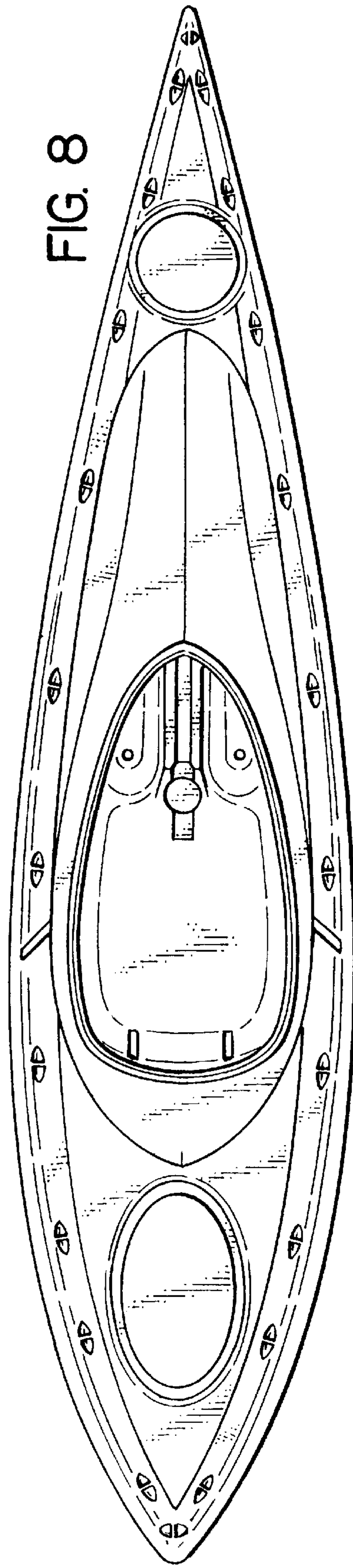
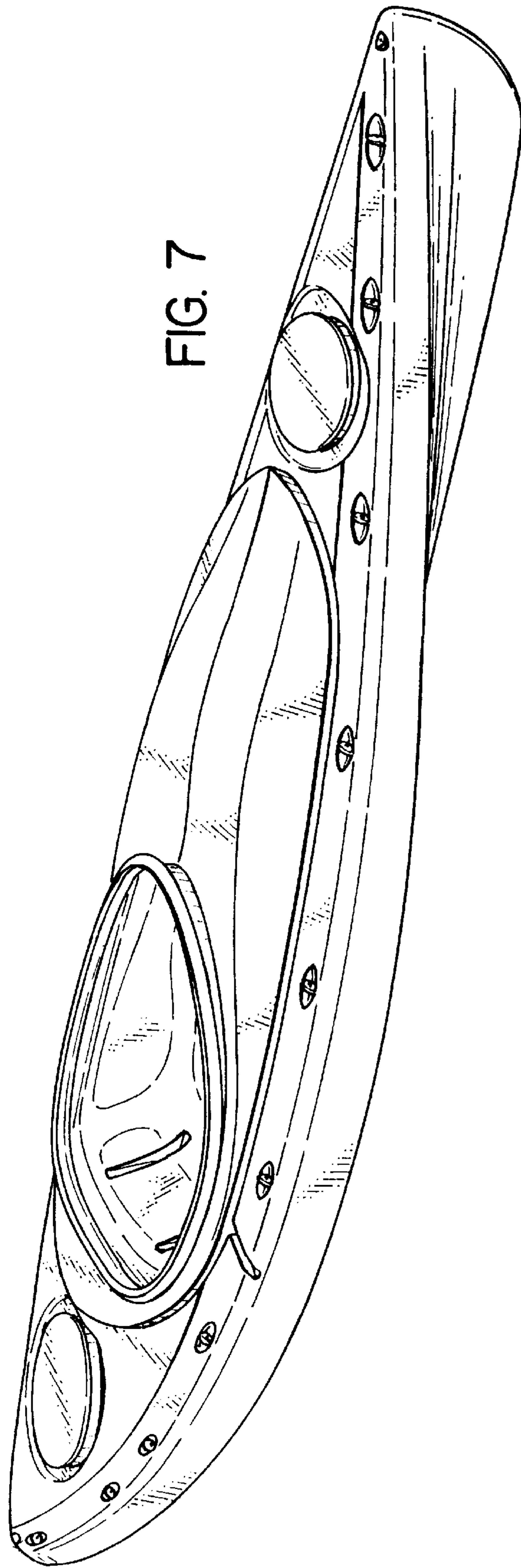


FIG 9

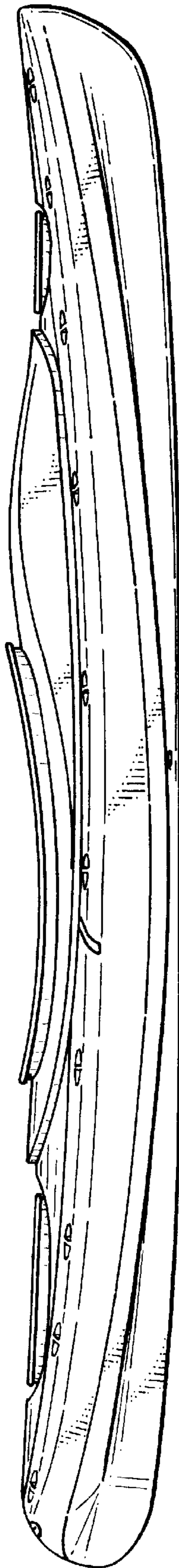


FIG. 10

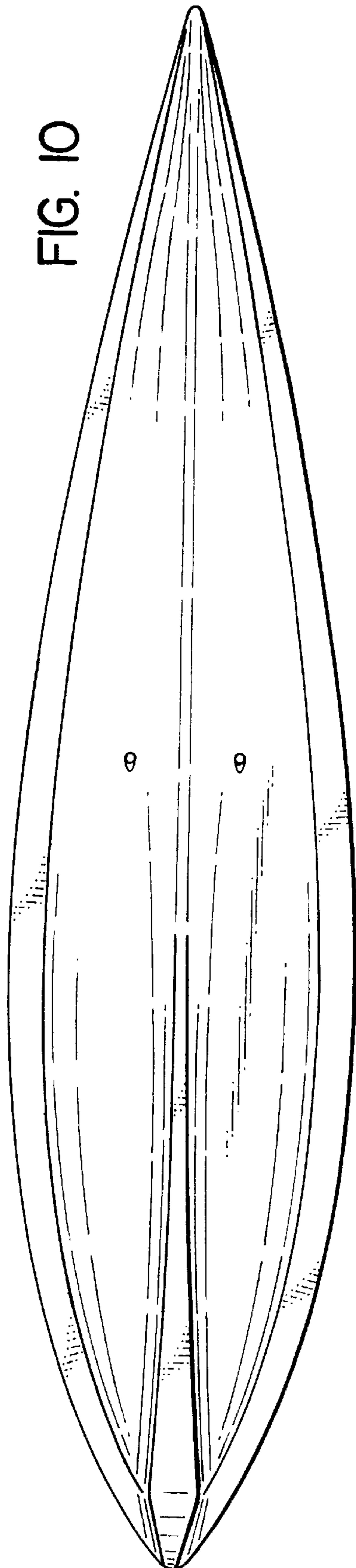


FIG. 11




FIG. 12

