

US00D400834S

# United States Patent [19] Blankenship et al.

[11] Patent Number: **Des. 400,834**

[45] Date of Patent: **\*\*Nov. 10, 1998**

[54] **TIRE TREAD**

[75] Inventors: **Leonard F. Blankenship**, Sterling;  
**John J. Regallis**, Akron, both of Ohio

[73] Assignee: **Bridgestone/Firestone, Inc.**, Akron,  
Ohio

[\*\*] Term: **14 Years**

[21] Appl. No.: **78,267**

[22] Filed: **Oct. 22, 1997**

[51] **LOC (6) Cl.** ..... **12-15**

[52] **U.S. Cl.** ..... **D12/147**

[58] **Field of Search** ..... D12/134, 136,  
D12/138, 140-151; 152/209 R, 209 A,  
209 D

[56] **References Cited**

**U.S. PATENT DOCUMENTS**

D. 254,246	2/1980	Peron	.....	D12/148
D. 301,024	5/1989	Himuro et al.	.....	D12/147
D. 328,581	8/1992	Loser	.....	D12/147
D. 339,557	9/1993	Lurois	.....	D12/143
D. 350,099	8/1994	Manestar	.....	D12/147
D. 354,036	1/1995	McKisson	.....	D12/147
D. 362,219	9/1995	McKisson	.....	D12/147
D. 367,451	2/1996	Scarpitti et al.	.....	D12/147
D. 380,425	7/1997	Brown et al.	.....	D12/146
D. 384,611	10/1997	Harden, Jr.	.....	D12/146
D. 393,434	4/1998	Breny et al.	.....	D12/147

**OTHER PUBLICATIONS**

Telstar Tyre Ad, Tire Review Magazine, p. 37, Jan. 1996.  
Bridgestone G04 Tire, 1996 Tread Design Guide, p. 13, Feb. 1996.

Federal Super Steel 725 Tire, 1996 Tread Design Guide, p. 27, Feb. 1996.

*Primary Examiner*—Robert M. Spear

[57] **CLAIM**

The ornamental design for a tire tread, as shown and described.

**DESCRIPTION**

FIG. 1 is a side perspective view of a tire tread showing our new design, it being understood that the tread pattern is repeated throughout the circumference of the tire tread, the opposite side being the same as that shown;

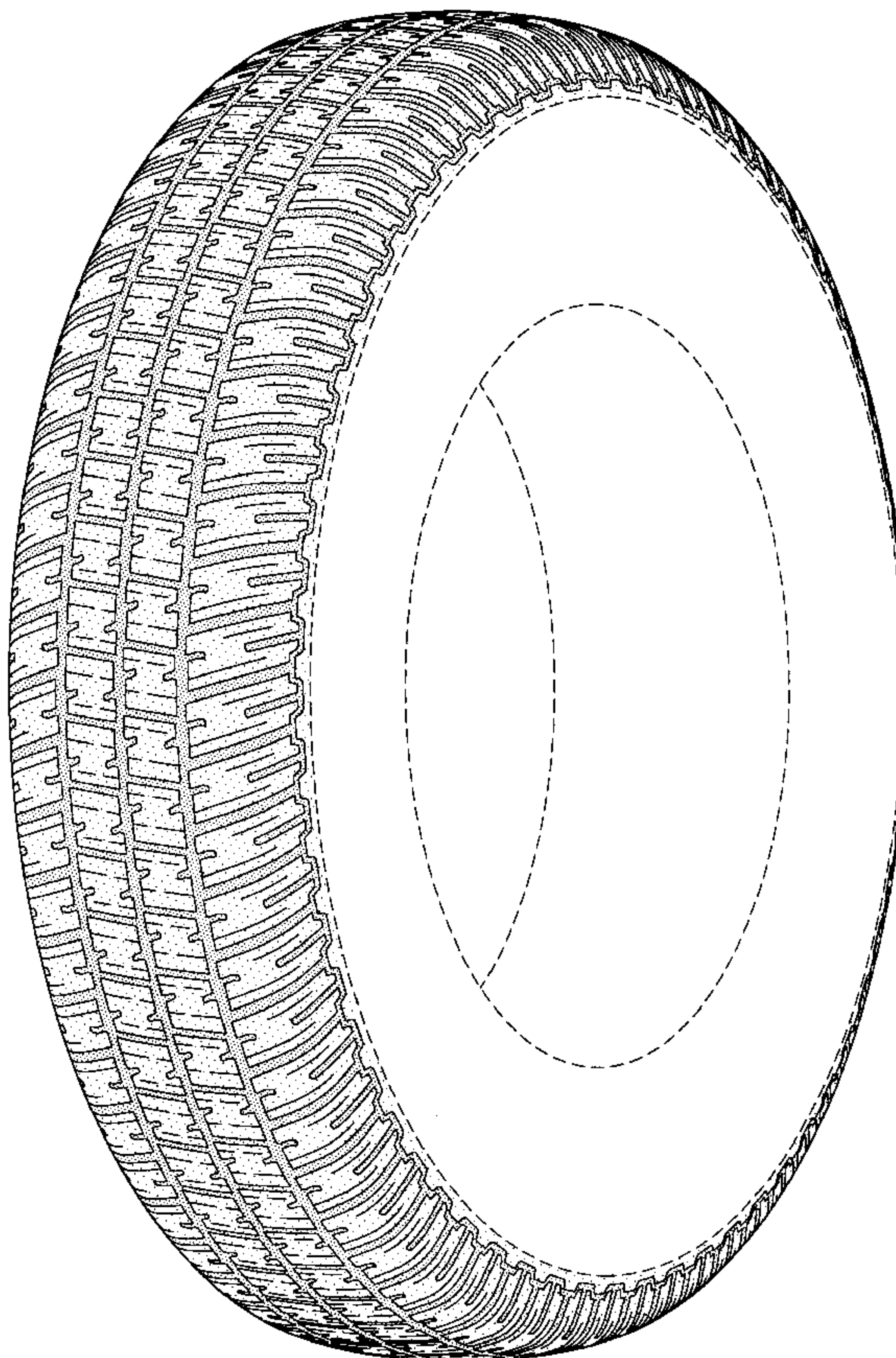
FIG. 2 is a front elevational view thereof;

FIG. 3 is a side elevational view of the right side thereof, the opposite side being identical thereto; and,

FIG. 4 is an enlarged fragmentary front elevational view thereof.

The dark stippled surface shading represents the recessed portion of the tread grooves, having a depth as best shown in FIG. 2; the broken lines defining the tire sidewall and inner bead and the peripheral boundary between the tire tread and sidewall are for illustrative purposes only and form no part of the claimed design.

**1 Claim, 4 Drawing Sheets**



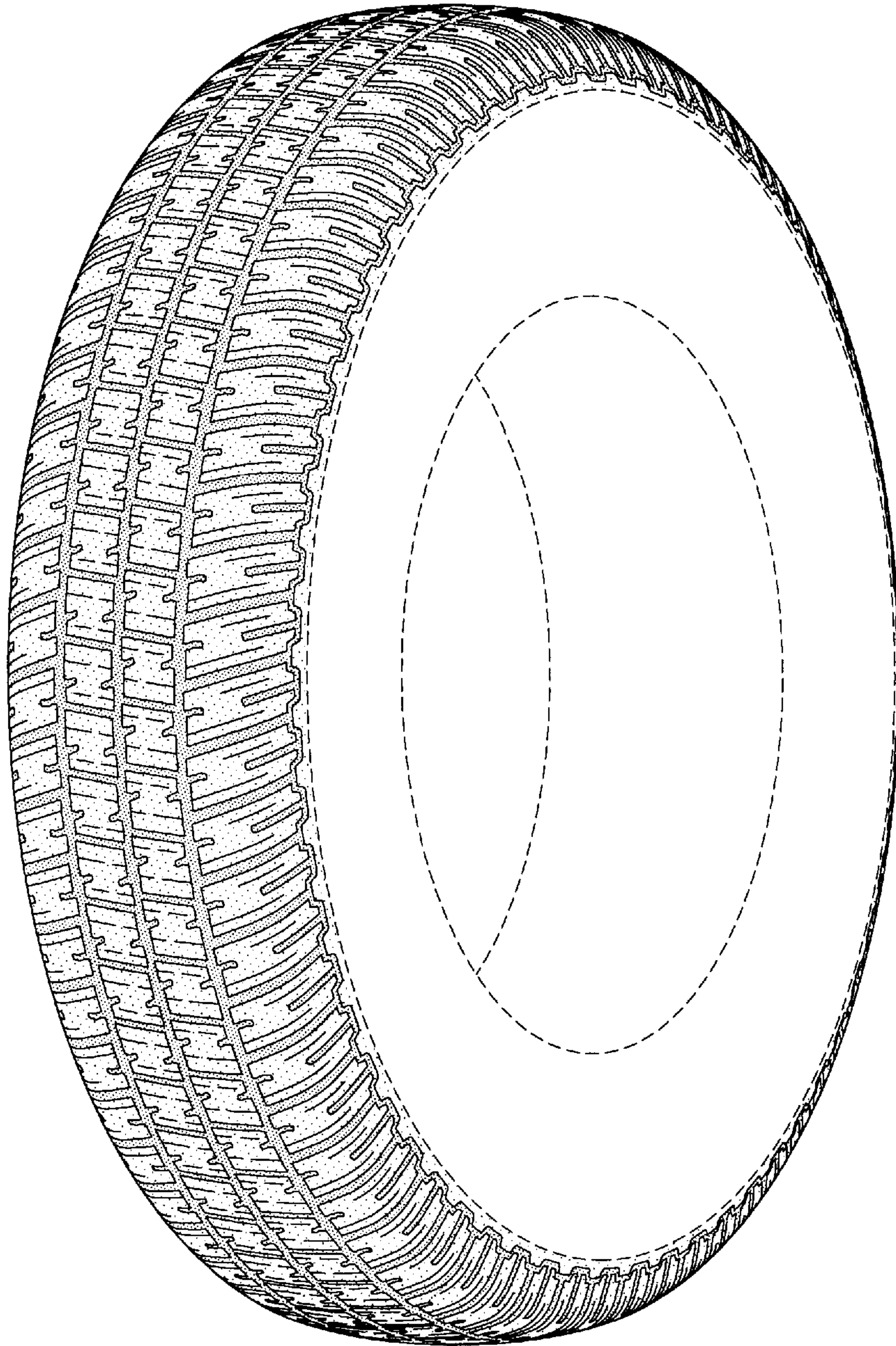


FIG-1



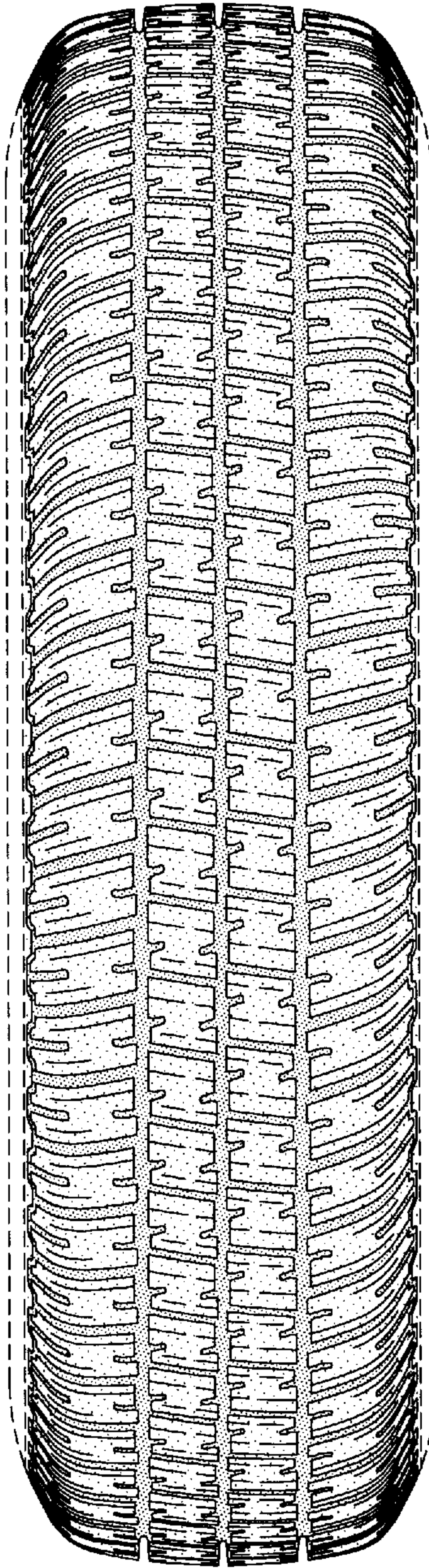


FIG-2

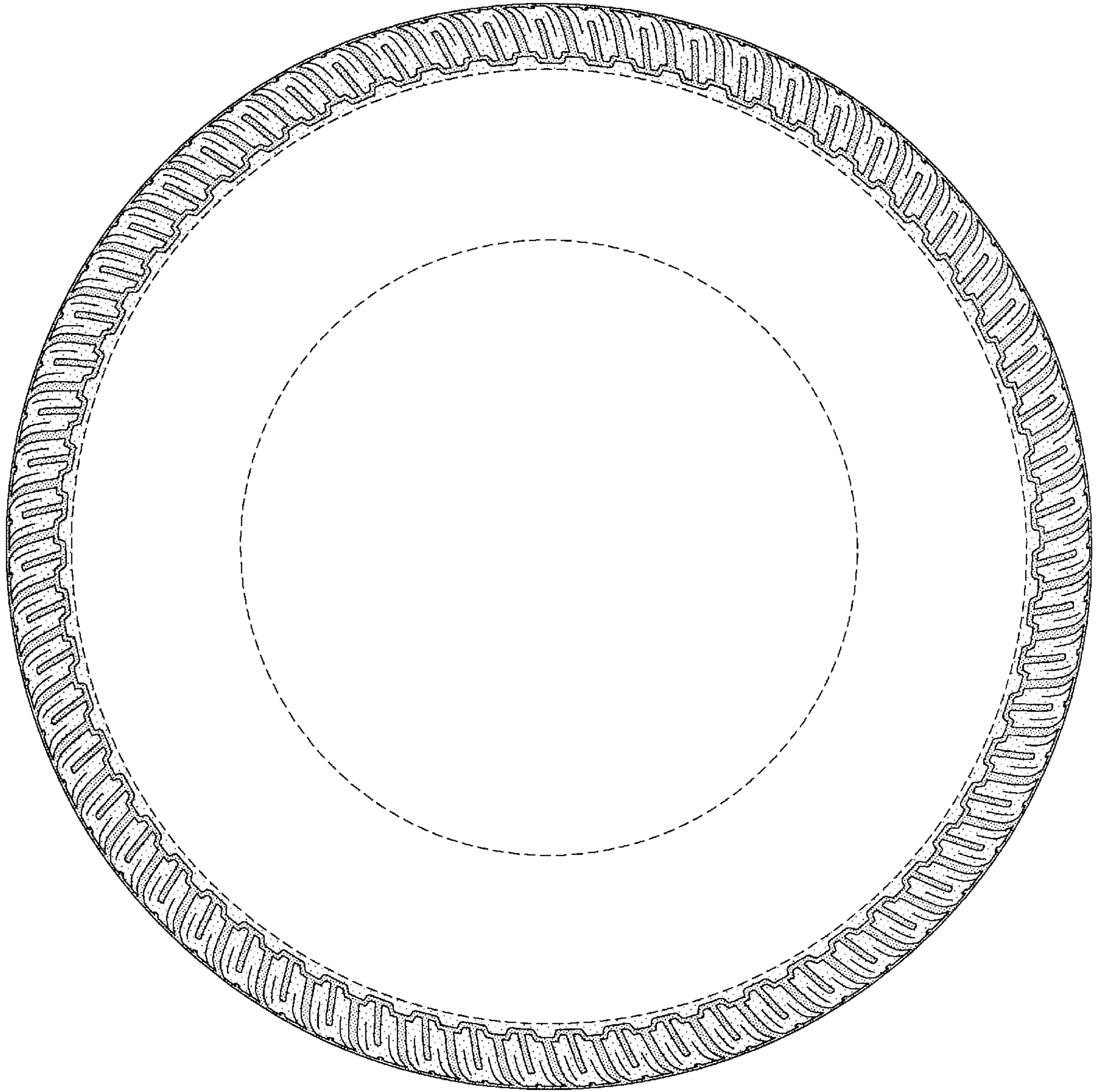


FIG-3






FIG-4