



US00D400816S

United States Patent [19]
Swartz

[11] **Patent Number: Des. 400,816**

[45] **Date of Patent: **Nov. 10, 1998**

[54] **BROOCH**

[76] Inventor: **Marie T. Swartz**, 23 Katherine St.,
Lancaster, N.Y. 14086

[**] Term: **14 Years**

[21] Appl. No.: **76,903**

[22] Filed: **Sep. 25, 1997**

[51] **LOC (6) Cl.** **11-01**

[52] **U.S. Cl.** **D11/40; D11/78**

[58] **Field of Search** D11/40-78, 96;
63/20, 12, 21, 14.2, 3, 4, 5.2, 33, 34, 38

[56] **References Cited**

U.S. PATENT DOCUMENTS

D. 159,077	6/1950	Katz	D11/78
D. 163,630	6/1951	Pollock	D11/57
D. 179,568	1/1957	Hand	D11/61
D. 197,700	3/1964	Myers	D11/61
D. 344,910	3/1994	Nelson	D11/78
393,413	11/1888	Young, Jr.	63/20

465,468	12/1891	Epple	63/20
510,247	12/1893	Engel	D11/60
2,033,943	3/1936	Lely	D11/78
2,167,671	8/1939	Moss	D11/75

Primary Examiner—Cathy Anne MacCormac
Attorney, Agent, or Firm—James J. Ralabate

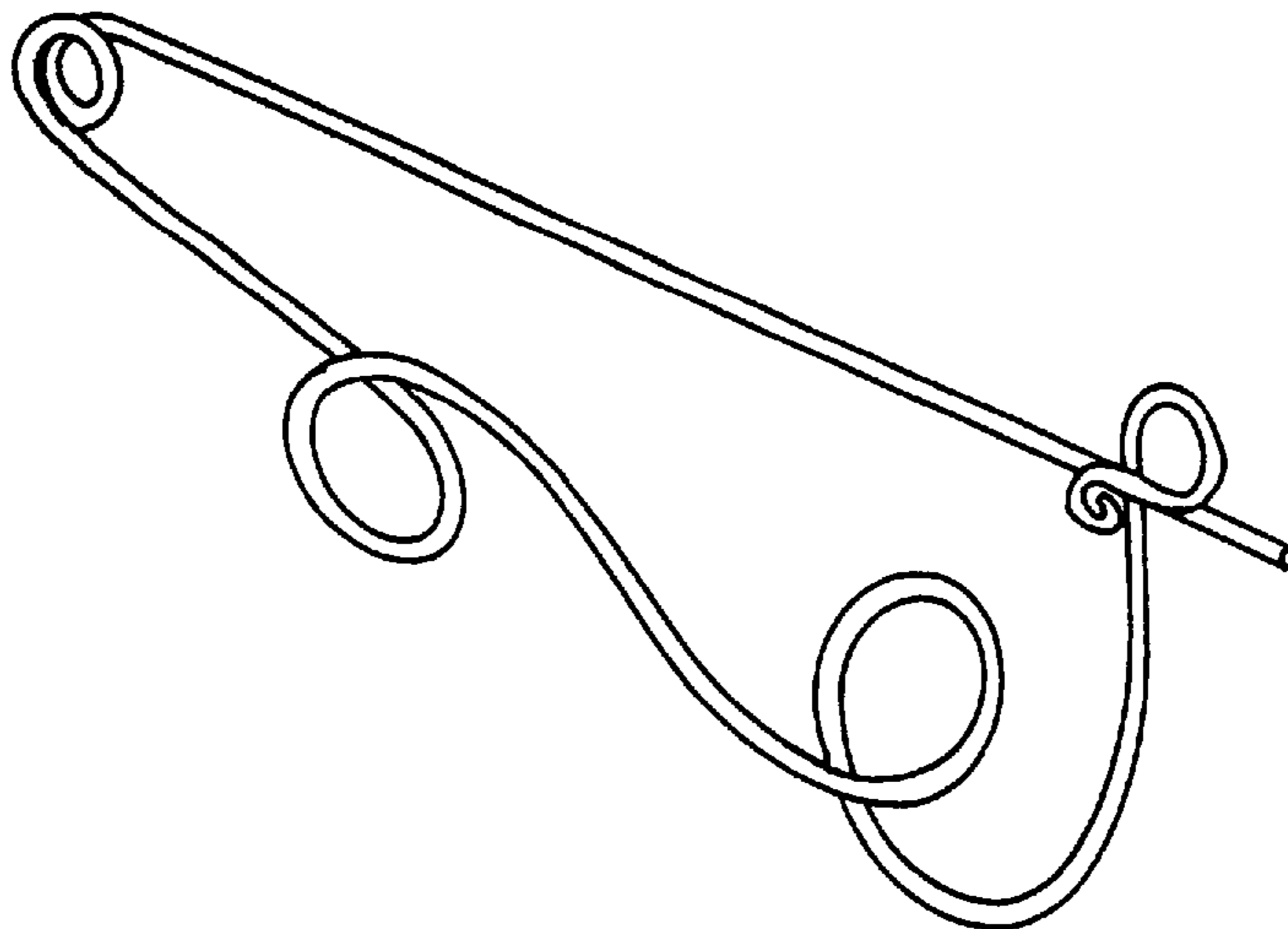
[57] **CLAIM**

The ornamental design for a brooch, as is shown and described.

DESCRIPTION

FIG. 1 is a perspective view of a brooch showing my new design;
FIG. 2 is a front elevational view thereof;
FIG. 3 is a bottom plan view thereof;
FIG. 4 is a rear elevational view thereof;
FIG. 5 is a top plan view thereof;
FIG. 6 is a side elevational view thereof; and,
FIG. 7 is an opposite side view thereof.

1 Claim, 2 Drawing Sheets



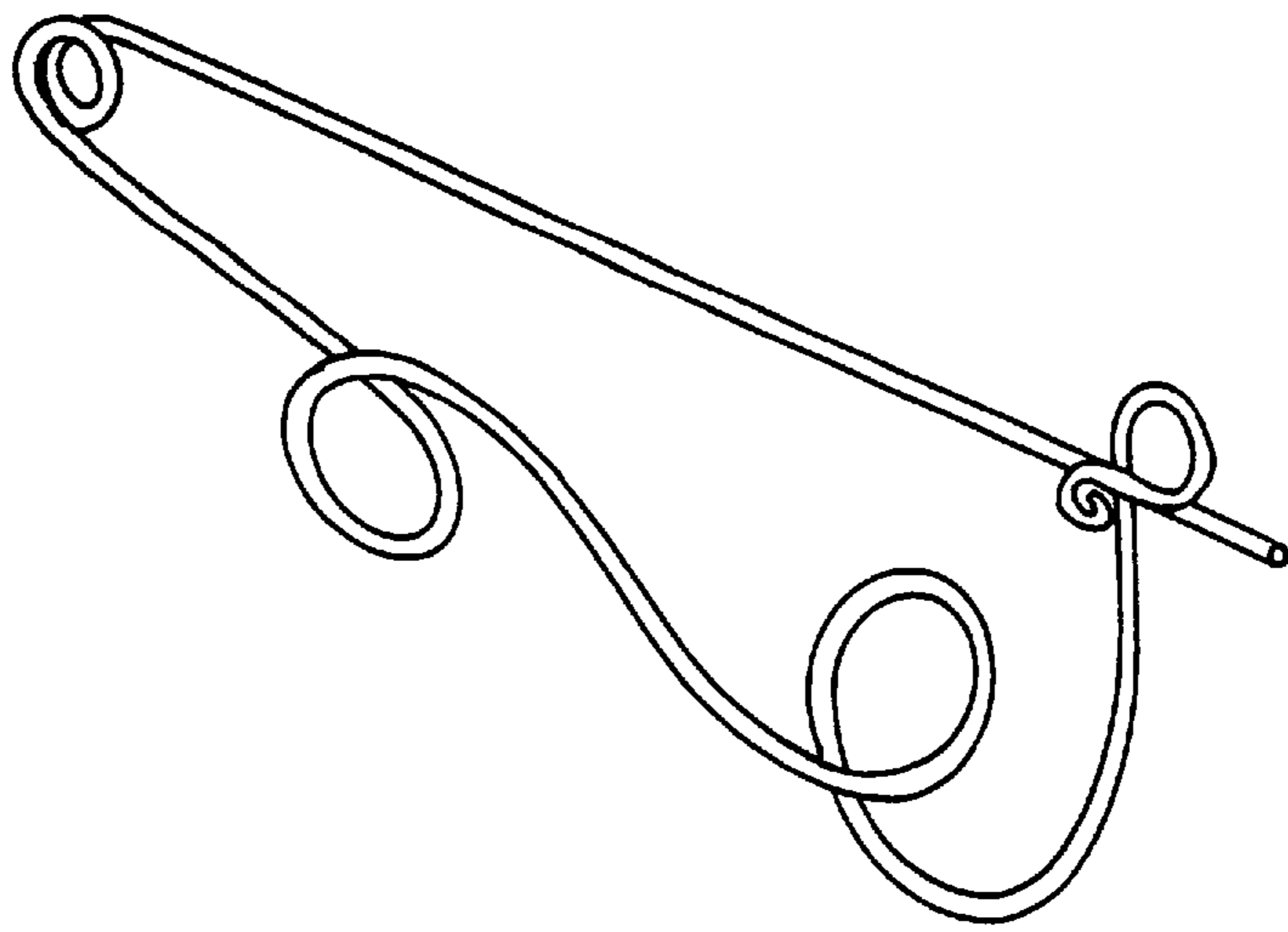


FIG. 1




FIG. 2



FIG. 3




FIG. 4




FIG. 5



FIG. 6



FIG. 7