



US00D400805S

United States Patent [19]
Hanagata

[11] **Patent Number: Des. 400,805**
[45] **Date of Patent: **Nov. 10, 1998**

[54] **WRIST WATCH WITH PROTECTION
DEVICE**

D. 387,677 12/1997 Hanagata D10/30
D. 387,678 12/1997 Yamamoto D10/31
D. 387,679 12/1997 Hanagata D10/31
D. 387,680 12/1997 Hanagata D10/31

[75] Inventor: **Shigeru Hanagata**, Kodaira, Japan

[73] Assignee: **Casio Computer Co., Ltd.**, Tokyo, Japan

Primary Examiner—Nelson C. Holtje
Attorney, Agent, or Firm—Frishauf, Holtz, Goodman,
Langer & Chick

[**] Term: **14 Years**

[57] **CLAIM**

[21] Appl. No.: **77,292**

The ornamental design for a wrist watch with protection device, as shown.

[22] Filed: **Oct. 1, 1997**

[51] **LOC (6) Cl.** **10-02**

DESCRIPTION

[52] **U.S. Cl.** **D10/38; D10/30**

FIG. 1 is a front elevational view of a wrist watch with protection device showing my new design; FIG. 2 is a right side elevational view thereof; FIG. 3 is a left side elevational view thereof; FIG. 4 is a top plan view thereof; FIG. 5 is a bottom plan view thereof; FIG. 6 is a rear elevational view thereof; and, FIG. 7 is a perspective view thereof.

[58] **Field of Search** D10/1-40, 122-132;
368/280-282, 276-277, 28-30, 285, 239-242,
82-84, 41-44

[56] **References Cited**

U.S. PATENT DOCUMENTS

D. 339,749 9/1993 Ishizaka D10/38
D. 355,376 2/1995 Nachi D10/38

1 Claim, 2 Drawing Sheets



FIG. 4

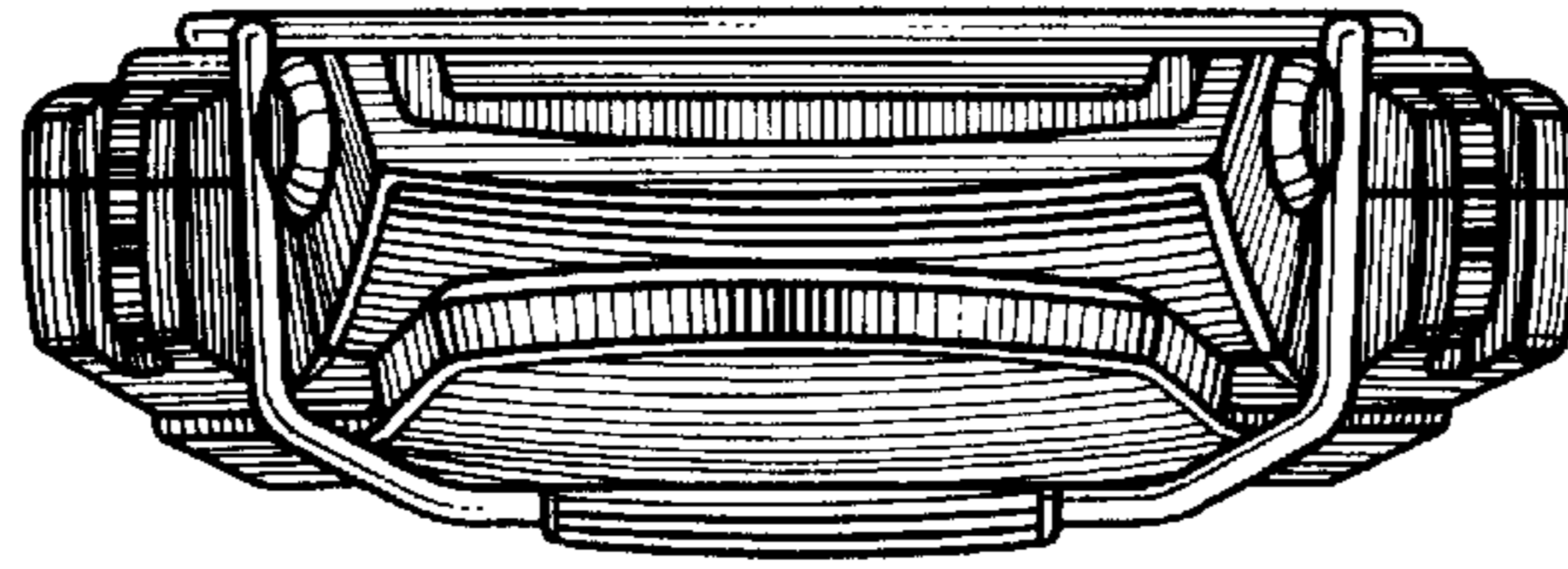


FIG. 3

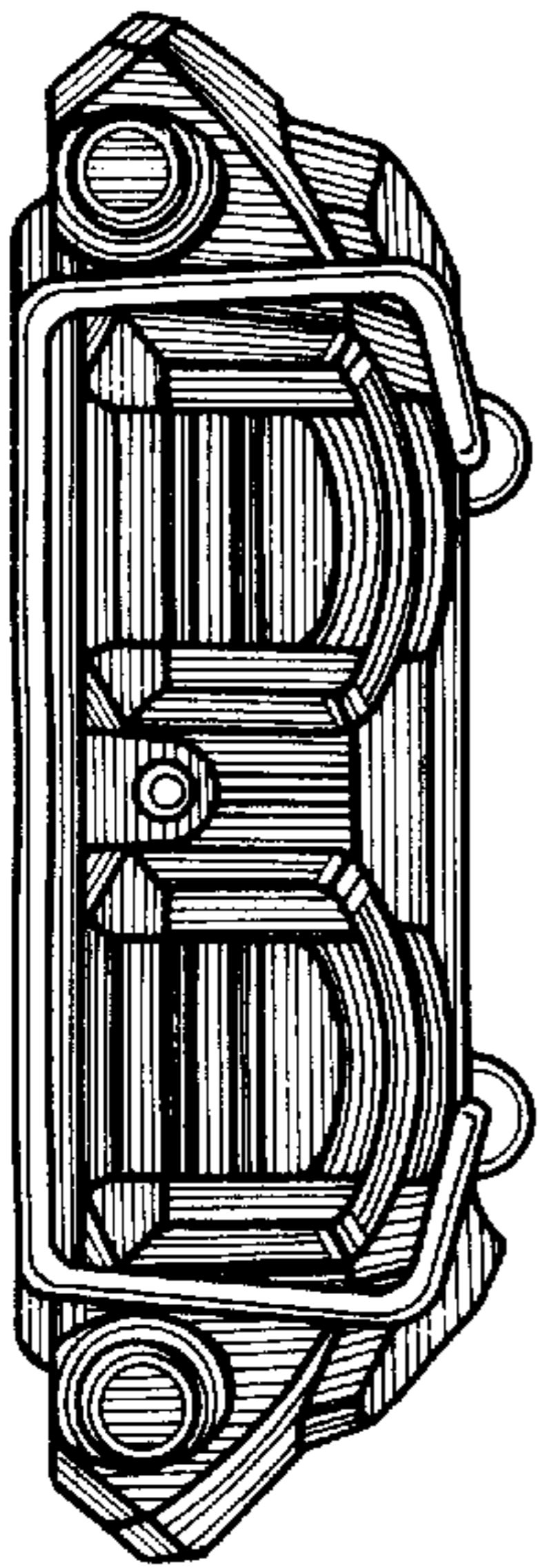


FIG. 1



FIG. 2

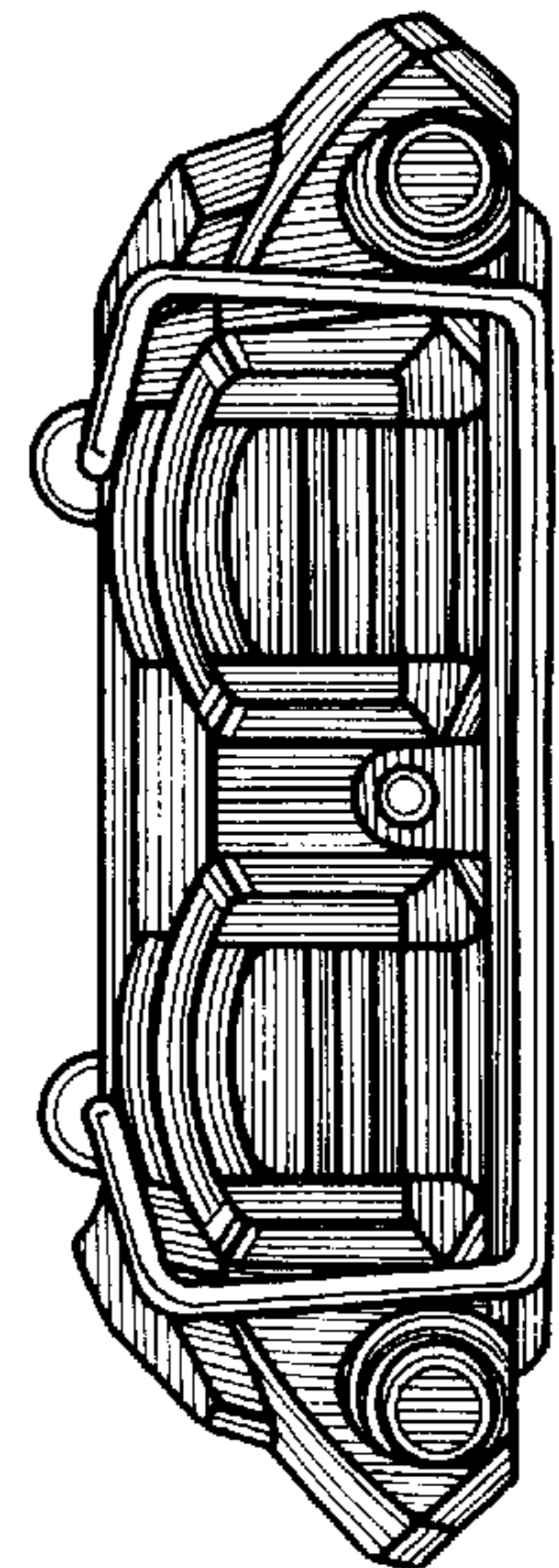


FIG. 5




FIG. 6




FIG. 7

