



US00D400804S

# United States Patent [19]

Riley et al.

[11] Patent Number: **Des. 400,804**

[45] Date of Patent: **\*\*Nov. 10, 1998**

[54] **BEZEL AND CASING FOR A WATCH**

[75] Inventors: **Judith Reichel Riley**, Goshen; **Amelia Kennedy**, Woodbury, both of Conn.

[73] Assignee: **Timex Coporation**, Middlebury, Conn.

[\*\*] Term: **14 Years**

[21] Appl. No.: **74,024**

[22] Filed: **Jul. 23, 1997**

[51] **LOC (6) Cl.** ..... **10-02**

[52] **U.S. Cl.** ..... **D10/30; D10/39**

[58] **Field of Search** ..... D10/1-40, 122-132;  
368/280-282, 276-277, 285

[56] **References Cited**

**U.S. PATENT DOCUMENTS**

D. 379,768 6/1997 Osit ..... D10/30

D. 386,976 12/1997 Campilan ..... D10/30  
D. 386,977 12/1997 Campilan ..... D10/30  
D. 392,195 3/1998 Riley ..... D10/30

*Primary Examiner*—Nelson C. Holtje  
*Attorney, Agent, or Firm*—Arthur G. Schaier

[57] **CLAIM**

The ornamental design for a “bezel and casing for a watch”, as shown and described.

**DESCRIPTION**

FIG. 1 is a left side elevational view of a “bezel and casing for a watch”;  
FIG. 2 is a top plan view thereof;  
FIG. 3 is a right side elevational view thereof;  
FIG. 4 is an end elevational view thereof;  
FIG. 5 is the other end elevational view thereof; and,  
FIG. 6 is a bottom plan view.

**1 Claim, 2 Drawing Sheets**

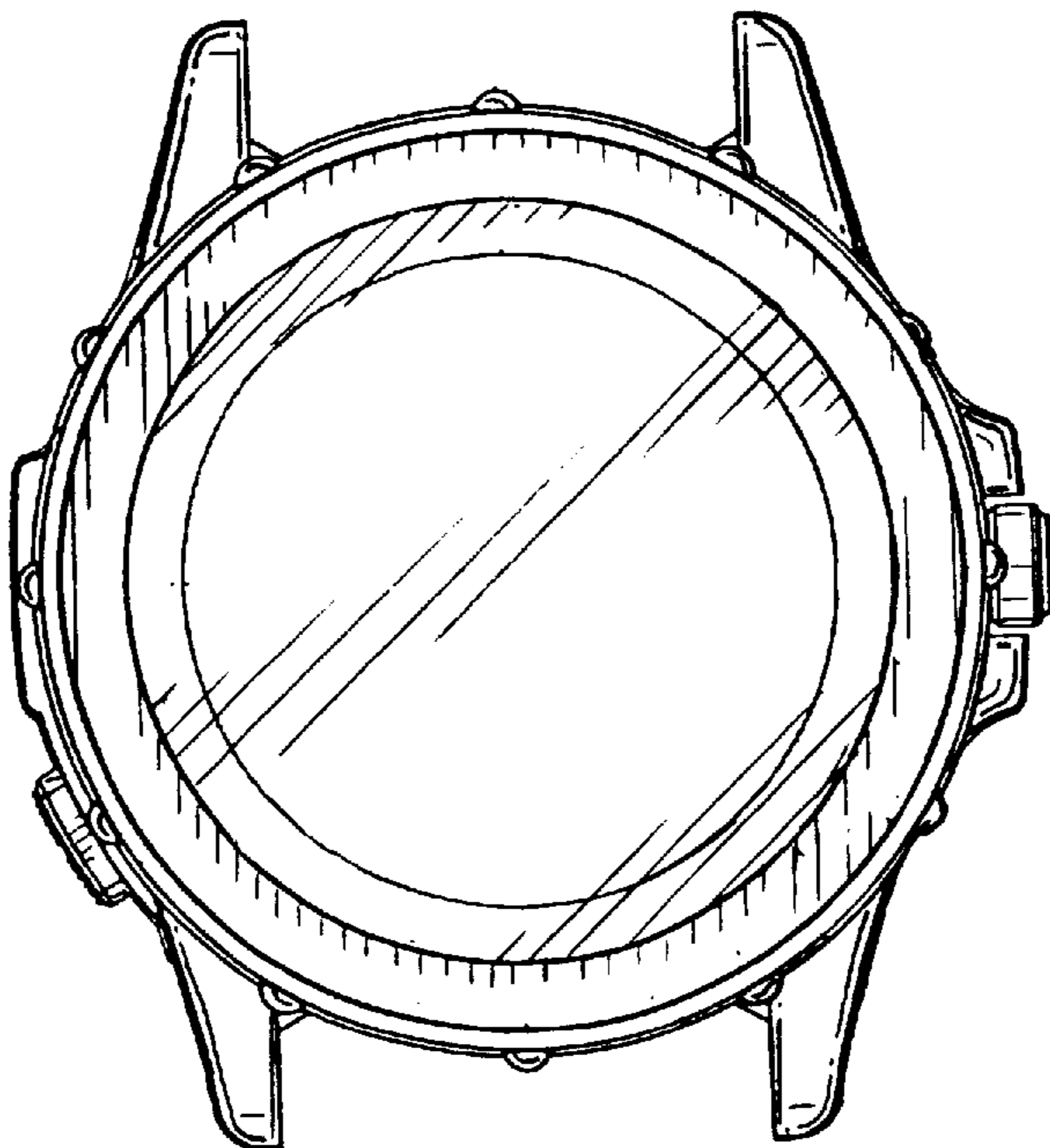


FIG. 3




FIG. 2

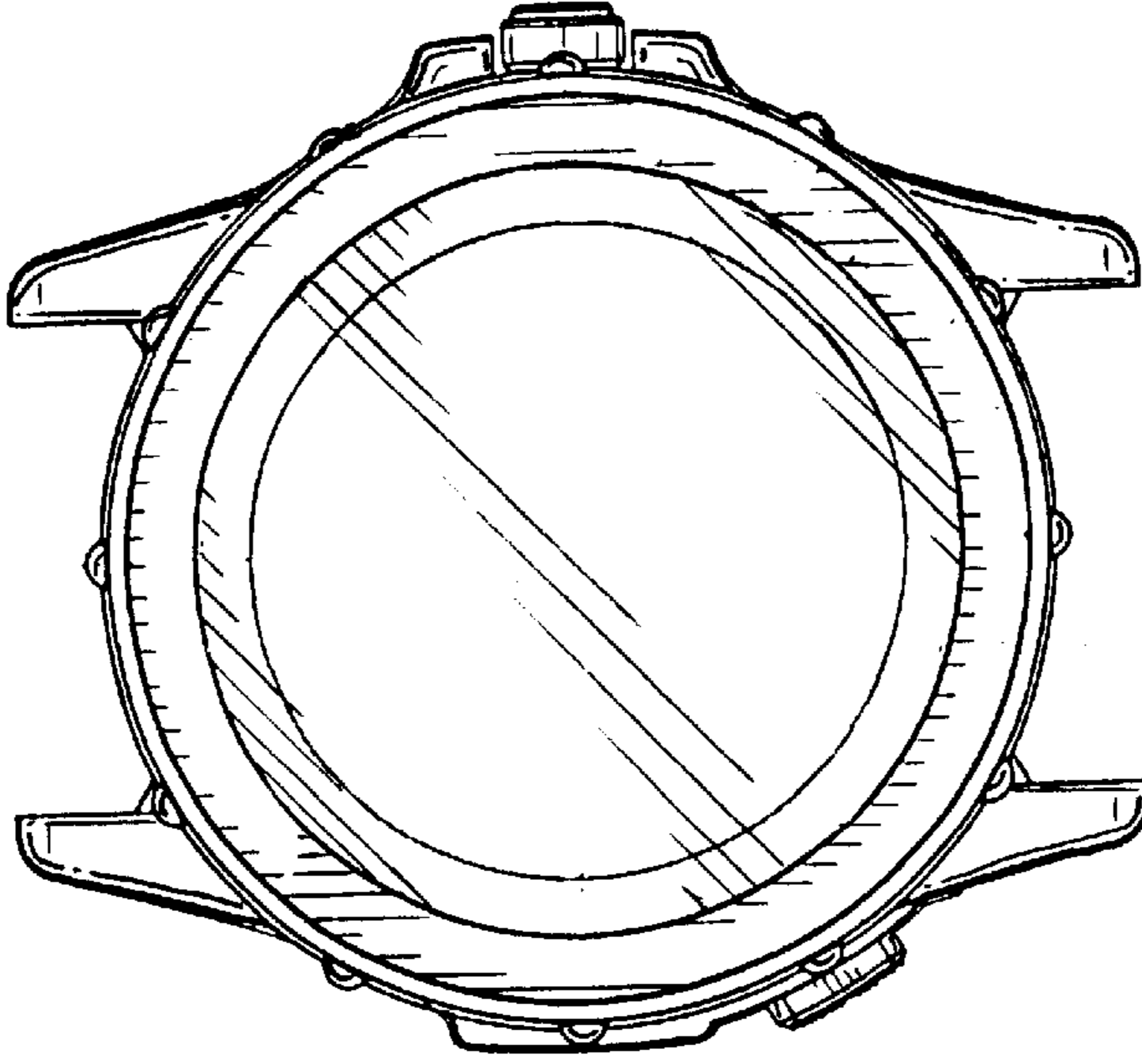


FIG. 1




FIG. 5

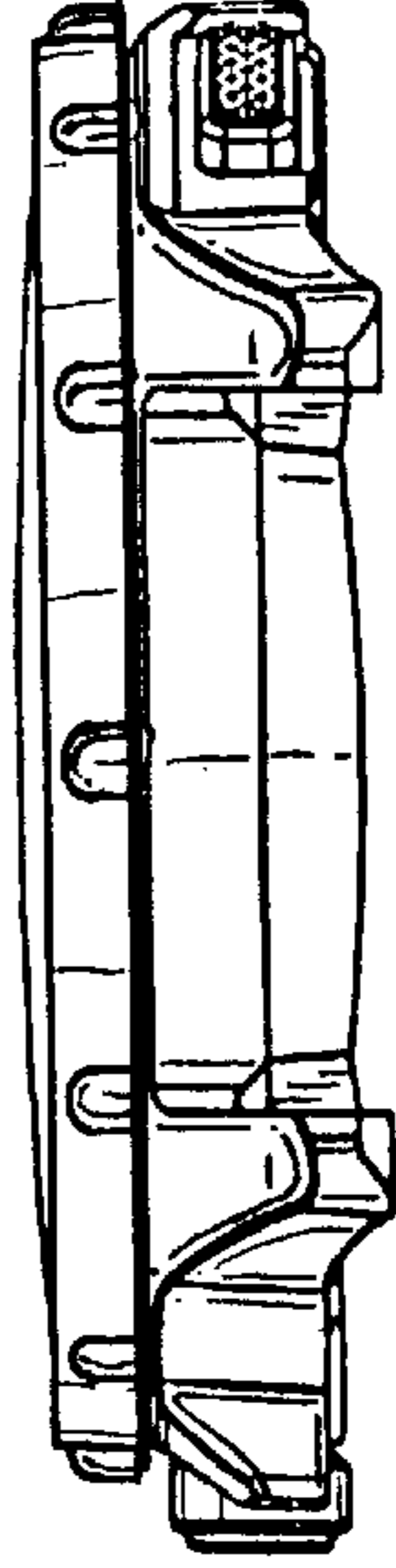
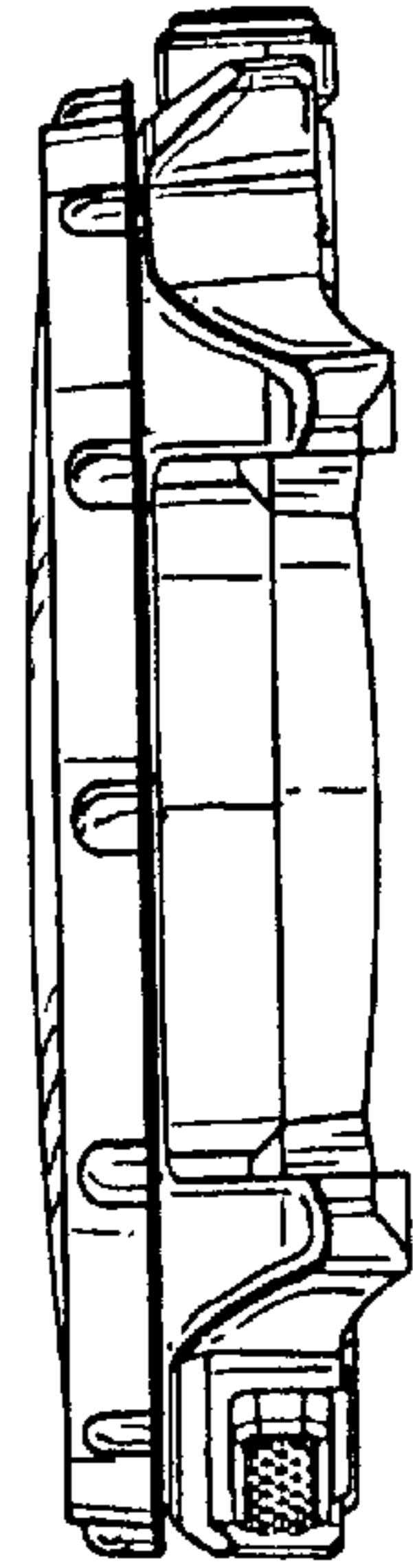


FIG. 4



*FIG. 6*

