



US00D400793S

United States Patent [19] Kühn

[11] **Patent Number: Des. 400,793**

[45] **Date of Patent: **Nov. 10, 1998**

[54] **TUBE CAP**

[76] Inventor: **Hans Kühn**, Schmidbachstr. 9, 76467
Bietigheim, Germany

[**] Term: **14 Years**

[21] Appl. No.: **71,633**

[22] Filed: **Jun. 5, 1997**

[30] Foreign Application Priority Data

Dec. 9, 1996 [DE] Germany M 96 10 783.9

[51] **LOC (6) Cl.** **09-07**

[52] **U.S. Cl.** **D9/453**

[58] **Field of Search** D9/435, 436, 452,
D9/453, 454, 503, 504, 529; 215/200, 230,
252, 295; 220/200, 376

[56] References Cited

U.S. PATENT DOCUMENTS

D. 101,623 10/1936 Fleisch D9/453
D. 152,625 2/1949 Kronman D9/453
D. 158,486 5/1950 Marguiles D9/452

D. 296,672 7/1988 Bouthillier D9/453 X
D. 305,735 1/1990 Zinnbauer D9/453 X
D. 385,191 10/1997 Cheek D9/452 X
4,957,211 9/1990 Ekkert et al. 215/252 X
5,269,085 12/1993 Chiapetta et al. 215/230 X

Primary Examiner—James Gandy
Assistant Examiner—Cathron B. Matta
Attorney, Agent, or Firm—Frohwitter, Patent-und
Rechtsanwälte

[57] CLAIM

The ornamental design for a tube cap, as shown and described.

DESCRIPTION

FIG. 1 is a side view of a tube cap showing our new design. No figures depict the remaining sides, since these views of the design are identical to the side view shown.

FIG. 2 is a top view thereof;

FIG. 3 is a bottom view thereof; and,

FIG. 4 is a bottom perspective view thereof, it being understood that the interior sides of the bottom portion of the tube cap not shown are identical to those shown.

1 Claim, 1 Drawing Sheet

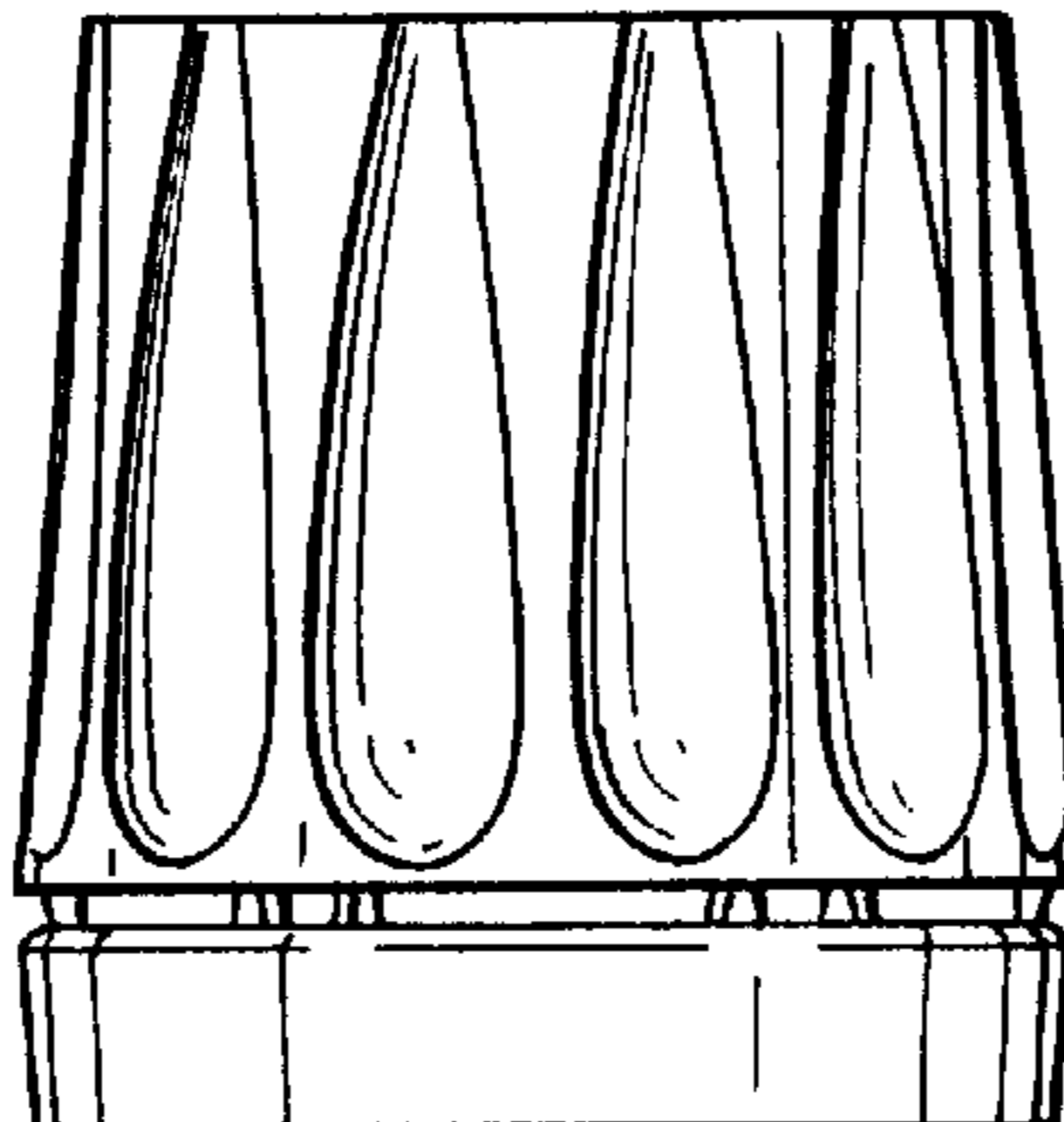


Fig. 1

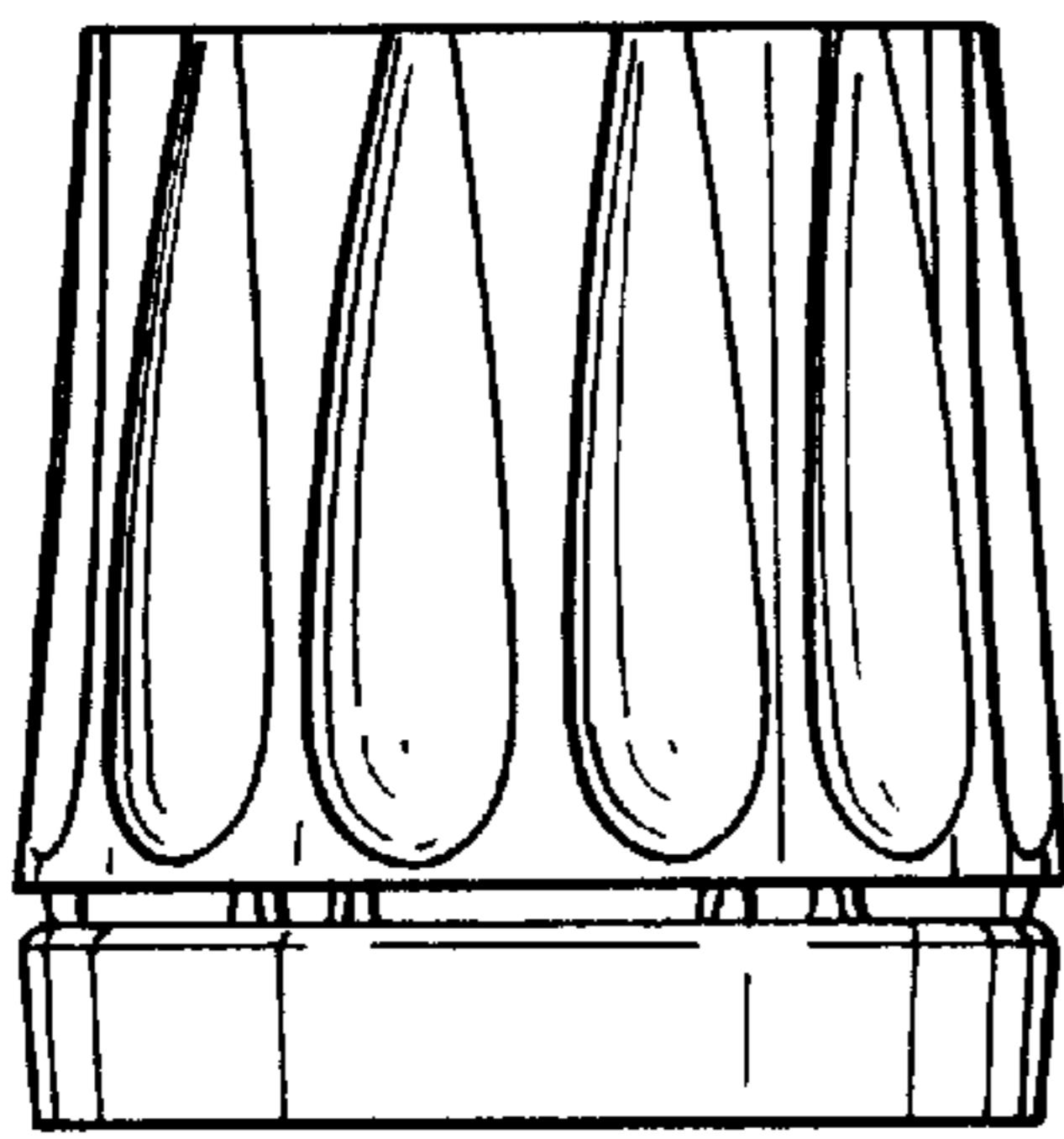


Fig. 2

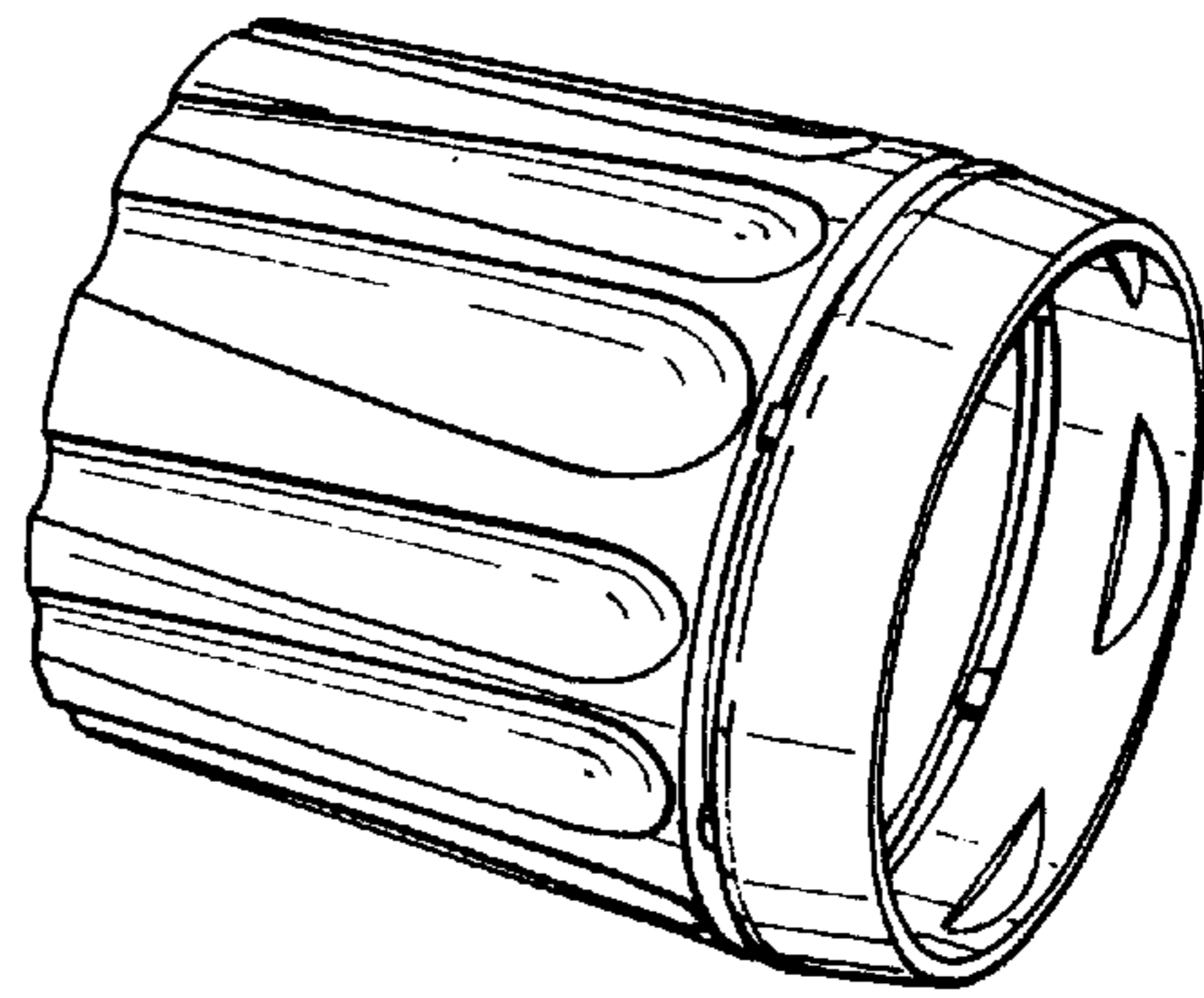


Fig. 3




Fig. 4

