



US00D400788S

**United States Patent** [19]  
**Lin**

[11] **Patent Number: Des. 400,788**

[45] **Date of Patent: \*\*Nov. 10, 1998**

[54] **LIQUID CONTAINER**

[76] Inventor: **Chung Sing Lin**, No. 33-1, Ta Chiao  
3rd Street, Yung Kang Shih, Tainan  
Hsien, Taiwan

[\*\*] Term: **14 Years**

[21] Appl. No.: **70,143**

[22] Filed: **May 1, 1997**

[51] **LOC (6) Cl.** ..... **09-07**

[52] **U.S. Cl.** ..... **D9/337**

[58] **Field of Search** ..... D4/114, 116, 121;  
D9/337, 338, 436; D32/45; 401/130, 136,  
290, 292

[56] **References Cited**

**U.S. PATENT DOCUMENTS**

D. 254,477	3/1980	Mack	.....	D9/337
D. 260,369	8/1981	Massey	.....	D9/436
D. 349,237	8/1994	Hall	.....	D9/337
D. 374,990	10/1996	Torkelson	.....	D9/338 X
D. 386,853	11/1997	Koptis	.....	D9/338 X
D. 386,854	11/1997	Koptis	.....	D4/114 X

*Primary Examiner*—Ted Shooman  
*Assistant Examiner*—Nanda Bondade  
*Attorney, Agent, or Firm*—Bacon & Thomas

[57] **CLAIM**

The ornamental design for a liquid container, as shown and described.

**DESCRIPTION**

FIG. 1 is a perspective view of a liquid container showing my new design;

FIG. 2 is a front elevational view thereof;

FIG. 3 is a rear elevational view thereof;

FIG. 4 is a left elevational view thereof;

FIG. 5 is a right elevational view thereof;

FIG. 6 is a top plan view thereof; and,

FIG. 7 is a bottom plan view thereof; and,


FIG. 8 is a perspective view thereof;

FIG. 9 is a perspective view thereof; and,

FIG. 10 is a perspective view thereof.

The broken line showing of the spray head in FIGS. 8-9, scraper in FIG. 8, sponge in FIG. 9, and cap and brush in FIG. 10, is for illustrative purposes only and forms no part of the claimed design.

**1 Claim, 6 Drawing Sheets**






FIG. 1




FIG. 2




FIG. 3




FIG. 4




FIG. 5

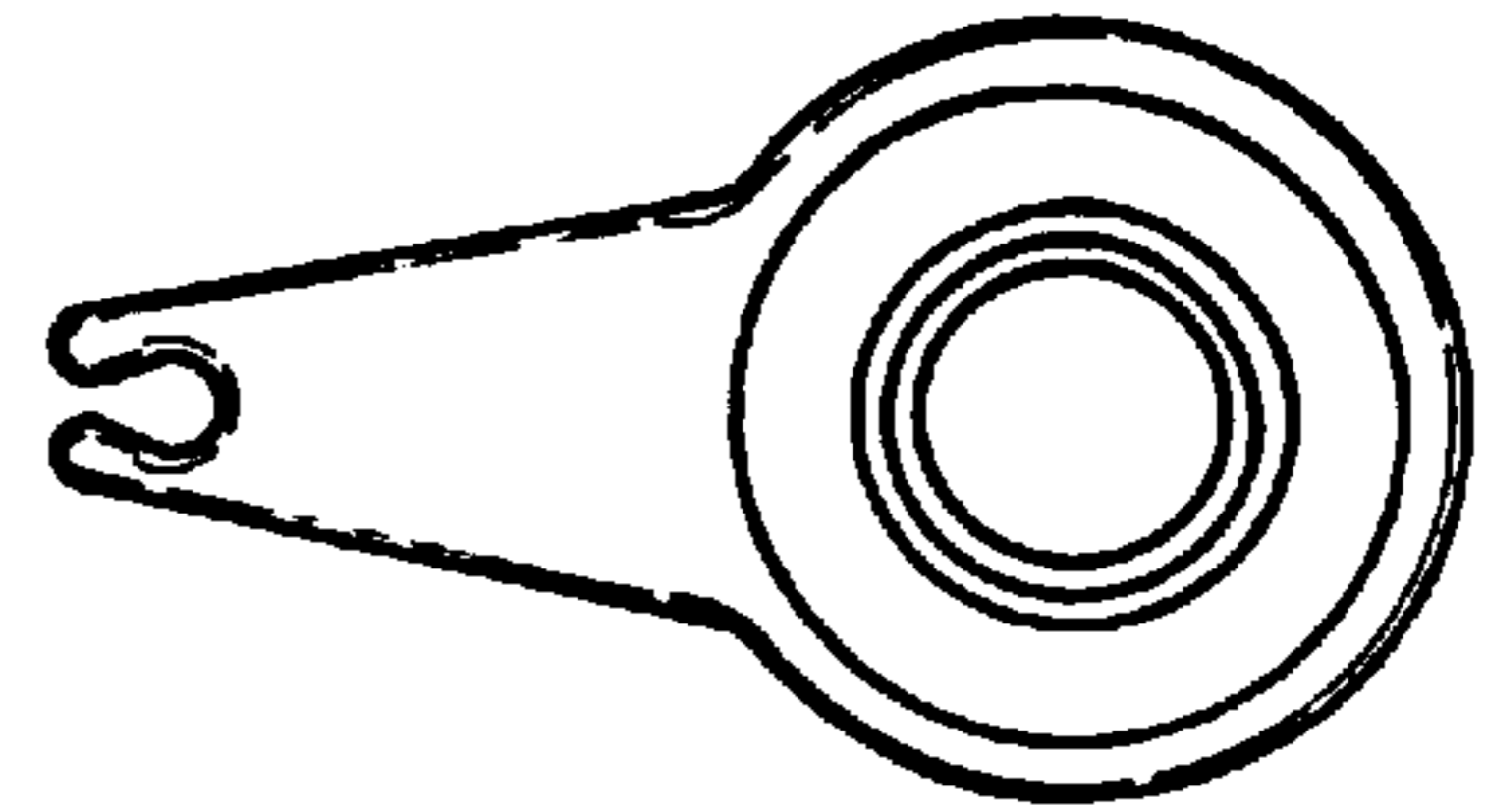


FIG. 6

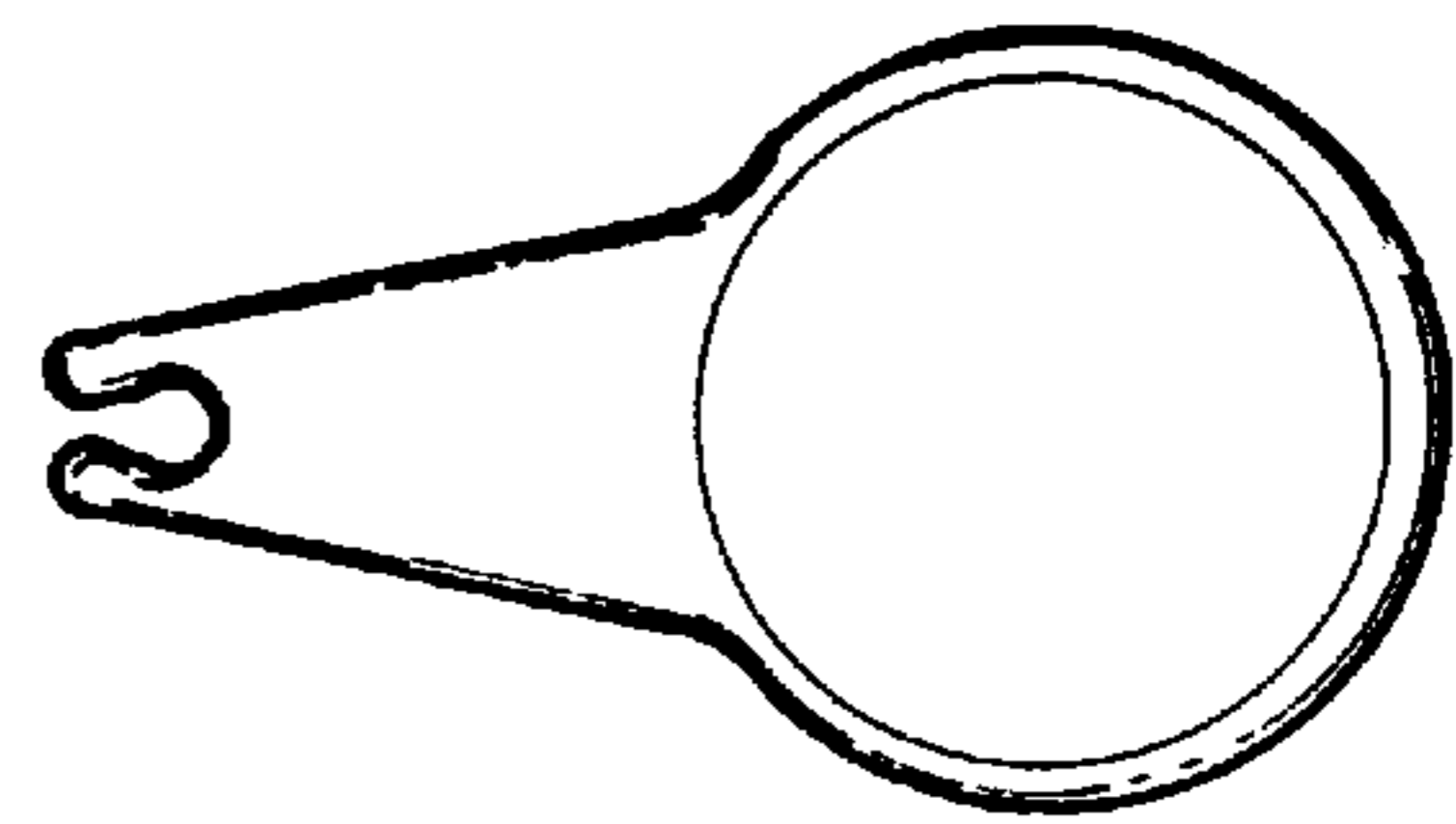


FIG. 7

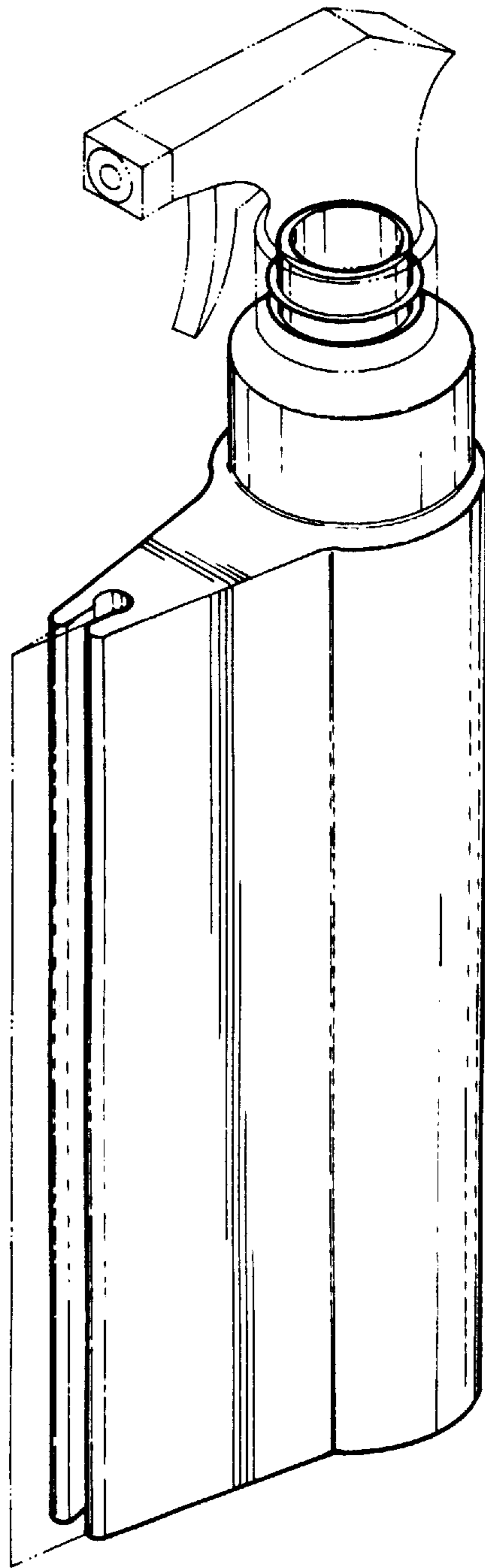


FIG.8

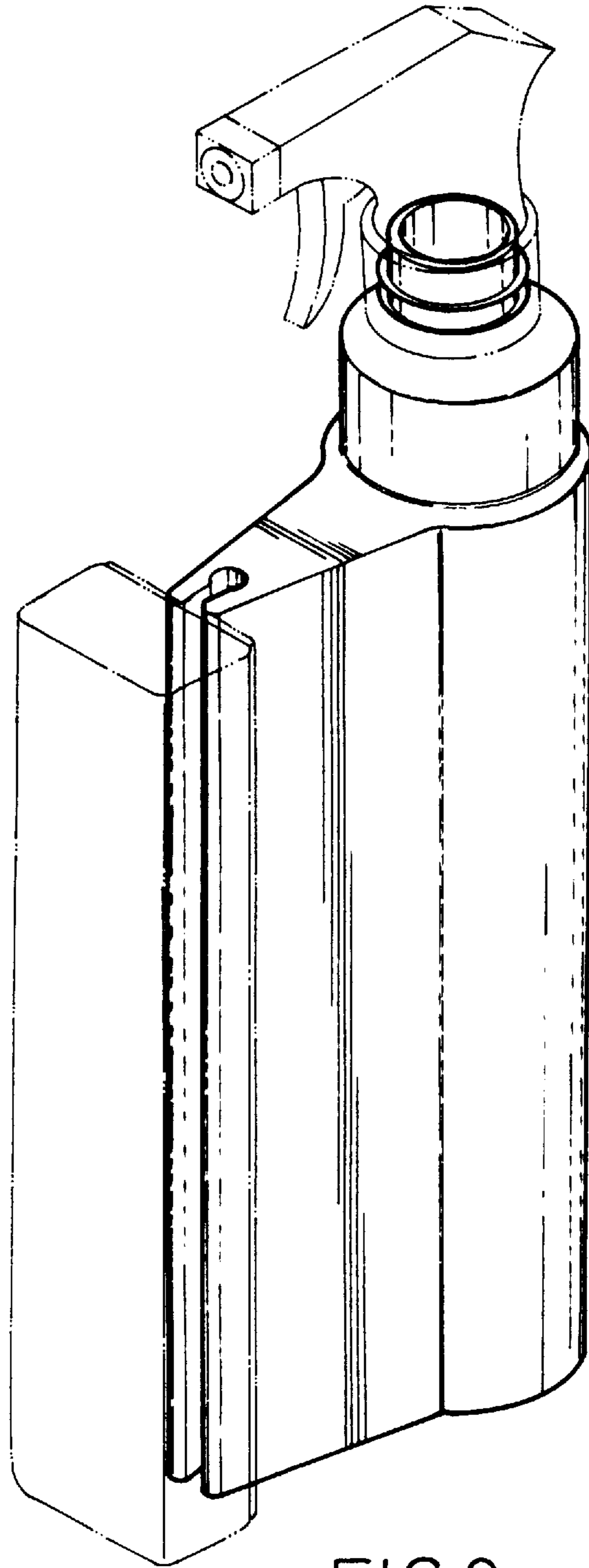


FIG. 9

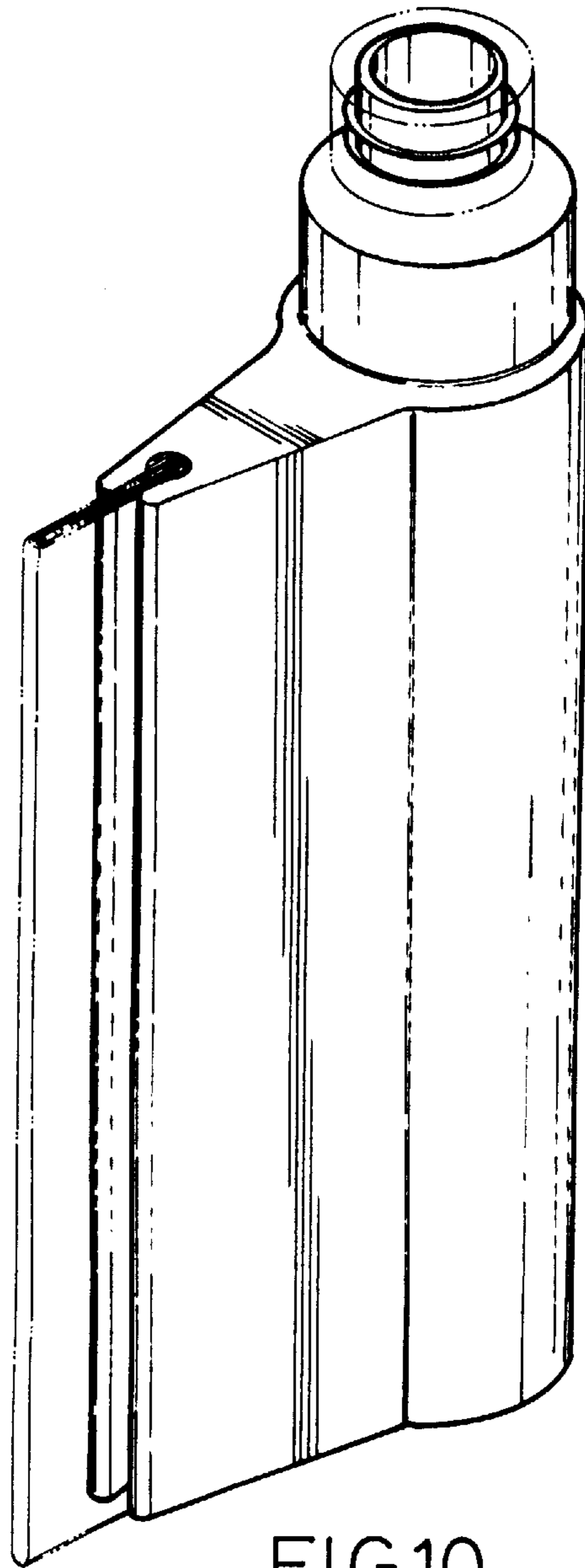


FIG.10