



US00D400787S

United States Patent [19]
Keener

[11] **Patent Number: Des. 400,787**
[45] **Date of Patent: **Nov. 10, 1998**

[54] **WOOD REPAIR KIT**

[76] Inventor: **James H. Keener**, 42 E. Cherokee Dr.,
Newark, Del. 19713

[**] Term: **14 Years**

[21] Appl. No.: **61,590**

[22] Filed: **Oct. 25, 1996**

[51] **LOC (6) Cl.** **09-01**

[52] **U.S. Cl.** **D9/337; D9/338; D9/504**

[58] **Field of Search** D9/338, 337, 347,
D9/504; D3/20, 201; D4/116; D19/66; 144/330,
332; 206/223, 575, 576, 581, 582, 229,
1.7-1.9, 232

[56] **References Cited**

U.S. PATENT DOCUMENTS

D. 189,266	11/1960	Harris	D4/116
D. 316,671	5/1991	Rohmeder	D9/338
425,834	4/1890	Sword	D19/66 X

1,356,662	10/1920	Sherman	206/582
3,802,024	4/1974	Fenster	206/229 X
4,162,010	7/1979	Hovsepian	206/229
4,204,597	5/1980	Fischer	206/223 X
4,917,745	4/1990	Speer	206/582 X
5,590,785	1/1997	Seitzinger	206/575

Primary Examiner—Martie Thompson

[57] **CLAIM**

The ornamental design for a wood repair kit, as shown and described.

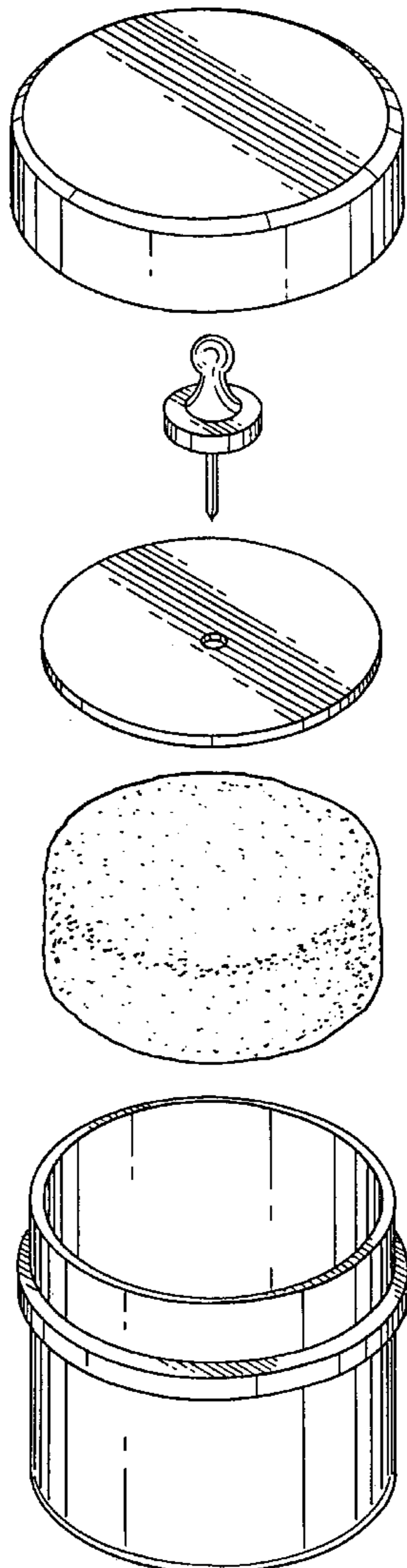
DESCRIPTION

FIG. 1 is an exploded perspective view of the wood repair kit showing my design;

FIG. 2 is a front elevational view thereof, the rear elevational view, the right side elevational view and the left side elevational view being mirror images of the view shown in this Figure;

FIG. 3 is a top plan view thereof; and,
FIG. 4 is a bottom plan view thereof.

1 Claim, 2 Drawing Sheets



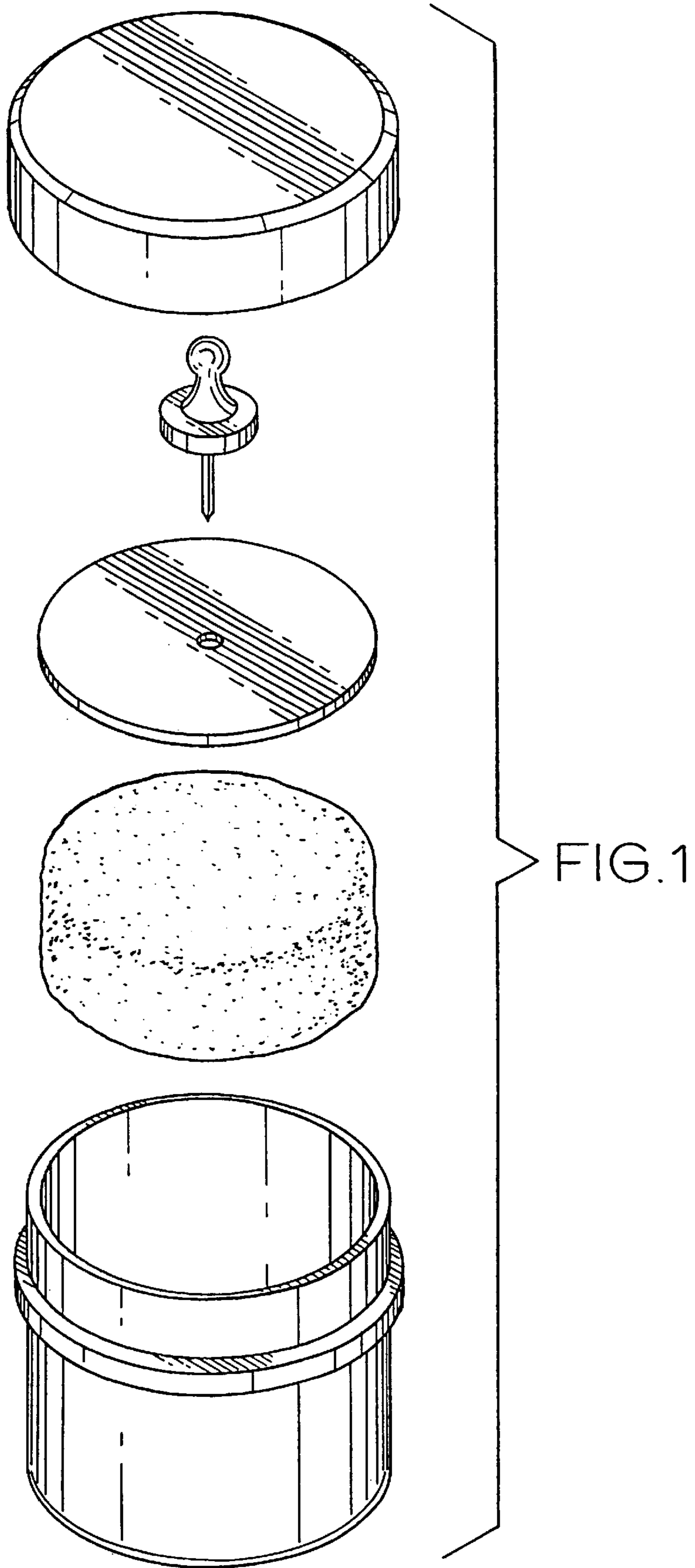


FIG. 2

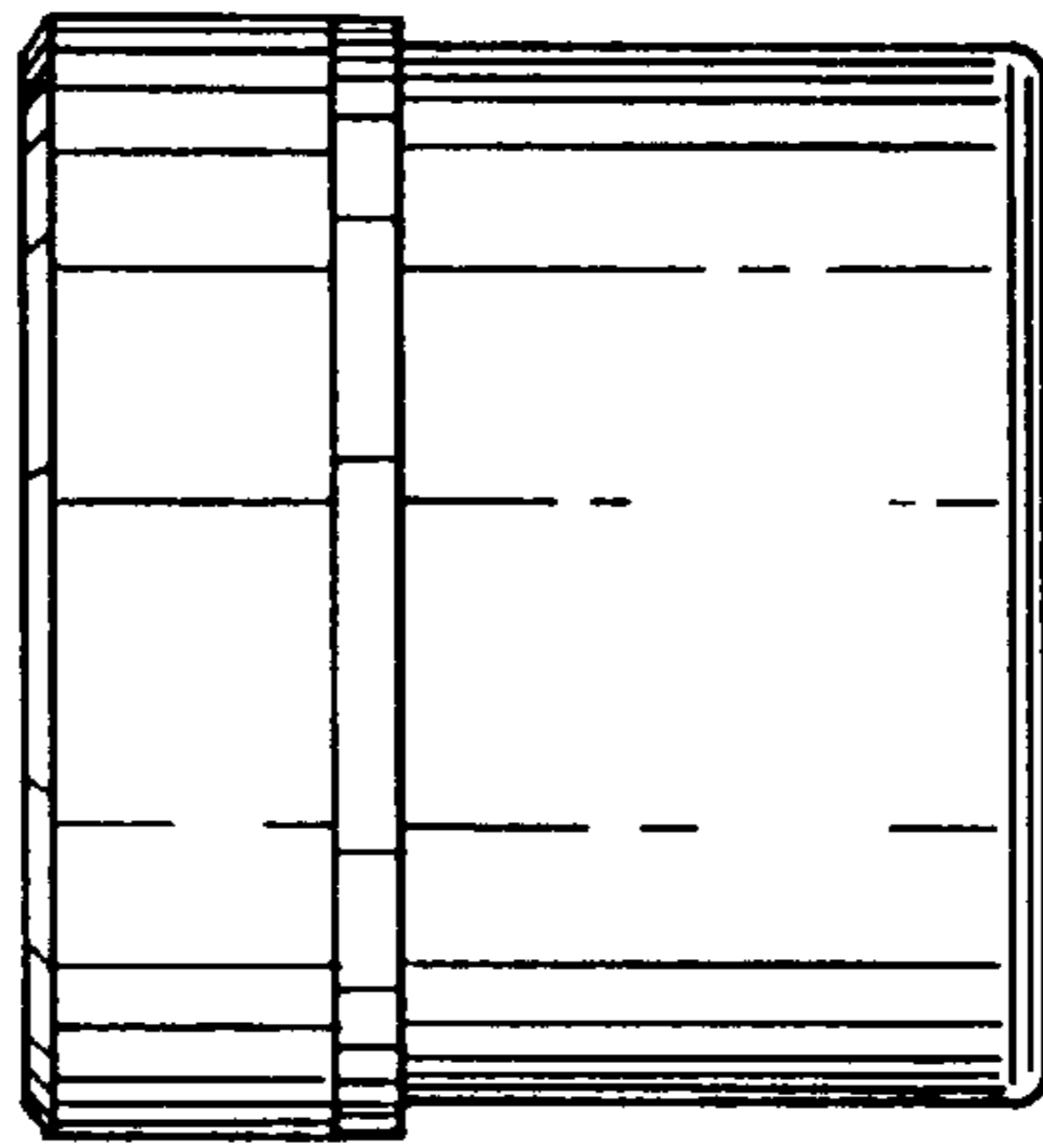


FIG. 3

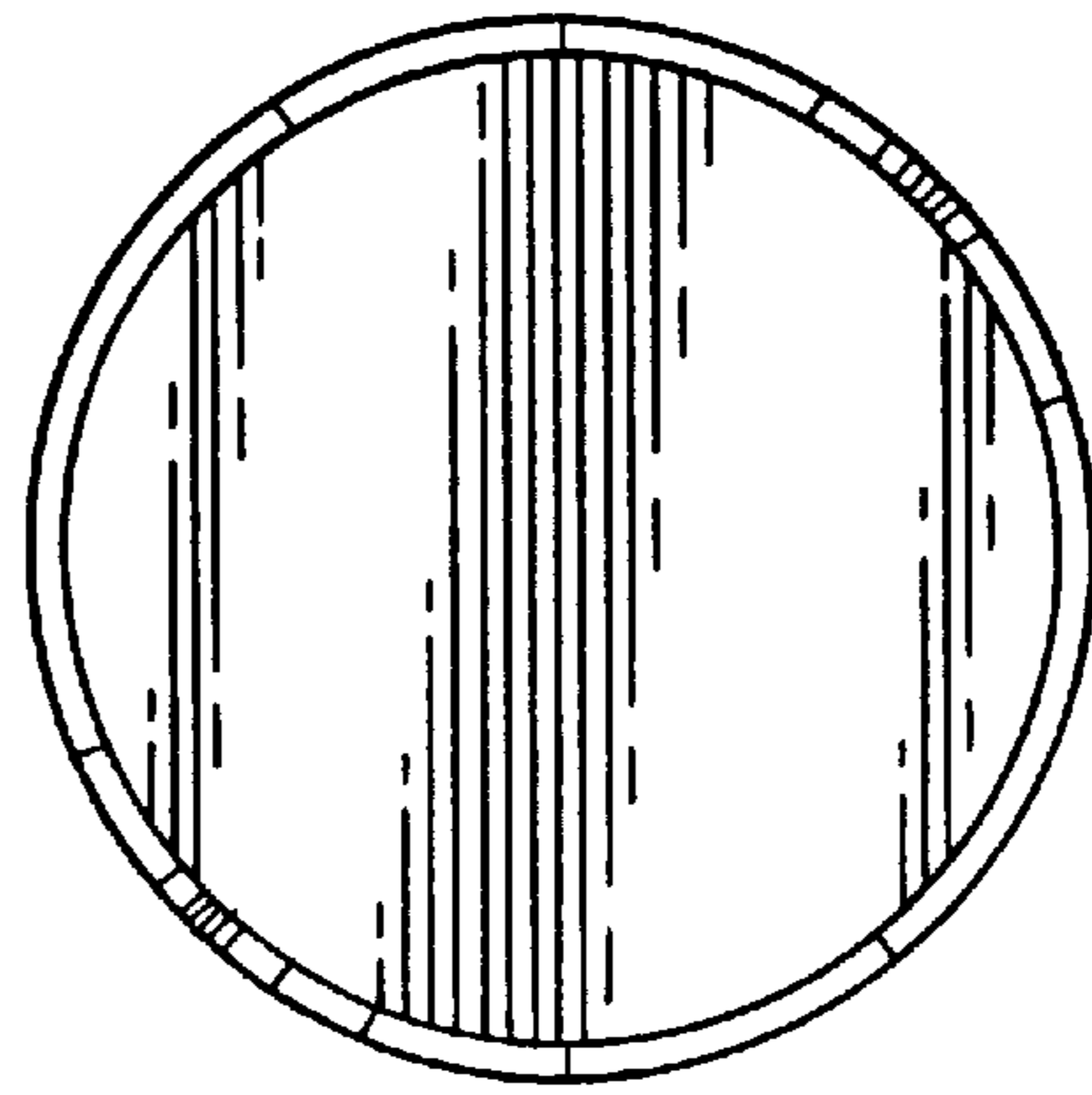


FIG. 4

