



US00D400786S

United States Patent [19]

Kokenge et al.

[11] **Patent Number: Des. 400,786**

[45] **Date of Patent: **Nov. 10, 1998**

[54] **UPPER PORTION OF A CONTAINER**

D. 319,967 9/1991 Battezzore D9/300
5,385,303 1/1995 Gosselin et al. 222/153.1

[75] Inventors: **Emily Kitchings Kokenge**, Cincinnati;
Mark T. Lund, West Chester, both of
Ohio; **Ares Marasligiller**, Villa Hills,
Ky.

[73] Assignee: **The Procter & Gamble Company**,
Cincinnati, Ohio

[**] Term: **14 Years**

[21] Appl. No.: **65,044**

[22] Filed: **Jan. 17, 1997**

[51] **LOC (6) Cl. 09-07**

[52] **U.S. Cl. D9/434; D9/448**

[58] **Field of Search D9/300, 448, 504,**
D9/529, 545; 220/915; 222/153.1, 182,
402.13; 239/333, 337, 355, 383

[56] **References Cited**

U.S. PATENT DOCUMENTS

D. 225,733 1/1973 Louise D9/448
D. 236,084 7/1975 Petterson D9/300
D. 302,389 7/1989 Pardo D9/448
D. 315,292 3/1991 Seager D9/300

FOREIGN PATENT DOCUMENTS

921028 9/1994 Norway .

Primary Examiner—James Gandy
Assistant Examiner—Cathron B. Matta
Attorney, Agent, or Firm—Jack L. Oney, Jr.; William Scott
Andes

[57] **CLAIM**


The ornamental design for an upper portion of a container,
as shown and described.

DESCRIPTION

FIG. 1 is a perspective view of an upper portion of a
container, embodying our new design;
FIG. 2 is a right side elevational view thereof;
FIG. 3 is a top view thereof;
FIG. 4 is a front elevational view thereof;
FIG. 5 is a left side elevational view thereof; and,
FIG. 6 is a rear elevational view thereof.

The broken lines shown in the figures are for illustrative
purposes only, and form no part of the claimed invention.

1 Claim, 2 Drawing Sheets






Fig. 1

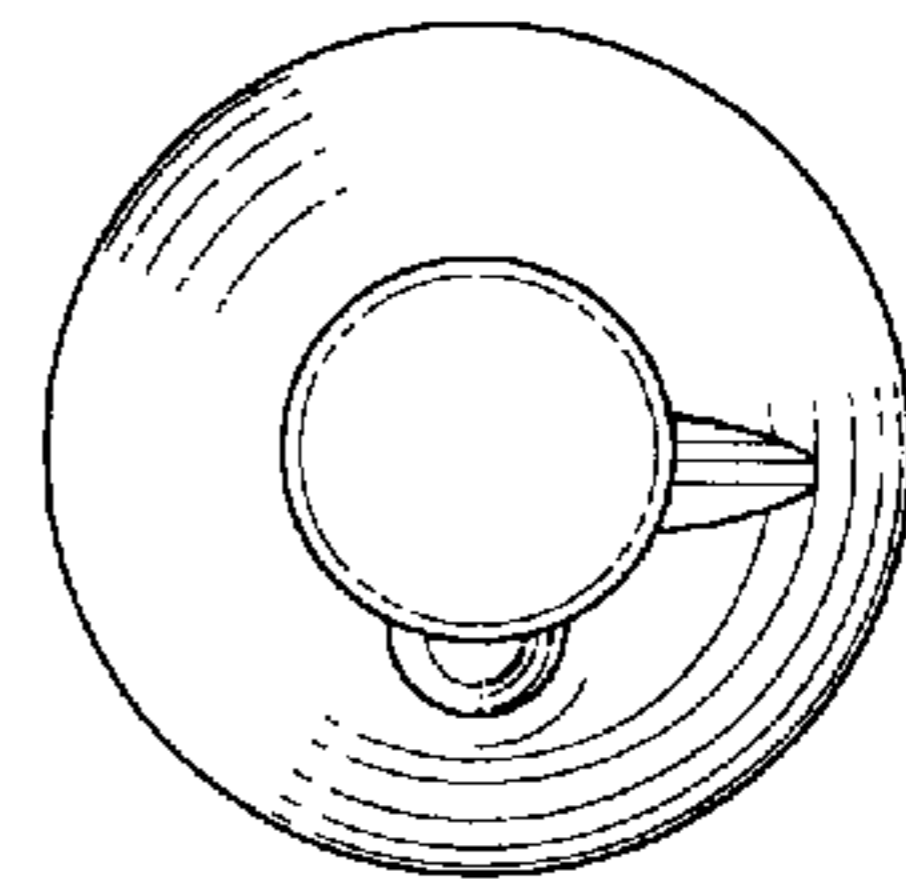


Fig. 3




Fig. 2




Fig. 4




Fig. 5




Fig. 6