



US00D400751S

United States Patent [19]
Yung

[11] **Patent Number: Des. 400,751**

[45] **Date of Patent: **Nov. 10, 1998**

[54] **CD RACK**

[76] **Inventor: Huang Chin Yung, P.O. Box 453, Taichung, Taiwan**

[**] **Term: 14 Years**

[21] **Appl. No.: 71,532**

[22] **Filed: May 30, 1997**

[51] **LOC (6) Cl. 06-04**

[52] **U.S. Cl. D6/630; D6/564; D11/137**

[58] **Field of Search** D6/407, 450, 626-630, D6/462-468, 457, 473-476, 556-567, 570-572, 553, 564; 312/9.1-9.64; D19/90; D32/55, 58; 211/40, 41.1, 41.2, 41.3, 41.4, 42, 41.12, 44, 41.18, 48, 181.1; 206/307.1, 307, 308.1, 445, 387.15, 454, 387.1, 425; D11/137

[56] **References Cited**

U.S. PATENT DOCUMENTS

- D. 133,439 8/1942 Murphy D11/137
- D. 135,289 3/1943 Rosier D11/137

- D. 247,204 2/1978 Daugherty D11/137
- D. 331,666 12/1992 Seay D6/564
- D. 369,266 4/1996 Dardashti D6/629
- D. 370,377 6/1996 Hsu D6/407 X
- D. 374,587 10/1996 Dardashti D6/629
- D. 384,234 9/1997 Dardashti D6/629
- 5,195,642 3/1993 Dardashti 211/41
- 5,676,260 10/1997 Schneidmesser D6/407 X

Primary Examiner—Jeffrey Asch

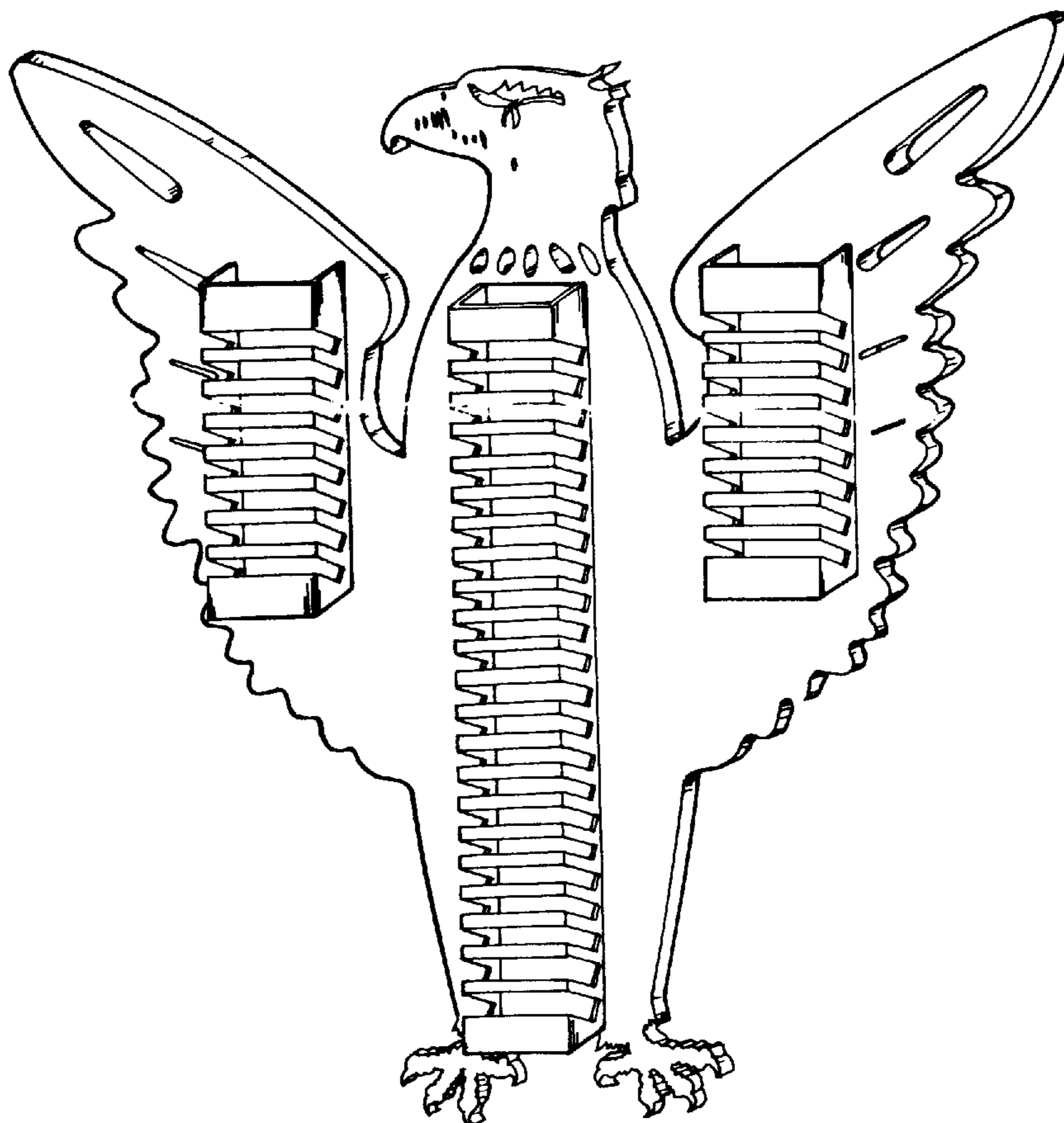
[57] **CLAIM**

The ornamental design for a CD rack, as shown.

DESCRIPTION

FIG. 1 is a perspective view of CD rack showing my new design;
 FIG. 2 is a front elevational view thereof;
 FIG. 3 is a rear elevational view thereof;
 FIG. 4 is a right elevational view thereof;
 FIG. 5 is a left elevational view thereof;
 FIG. 6 is a top plan view thereof; and,
 FIG. 7 is a bottom plan view thereof.

1 Claim, 3 Drawing Sheets



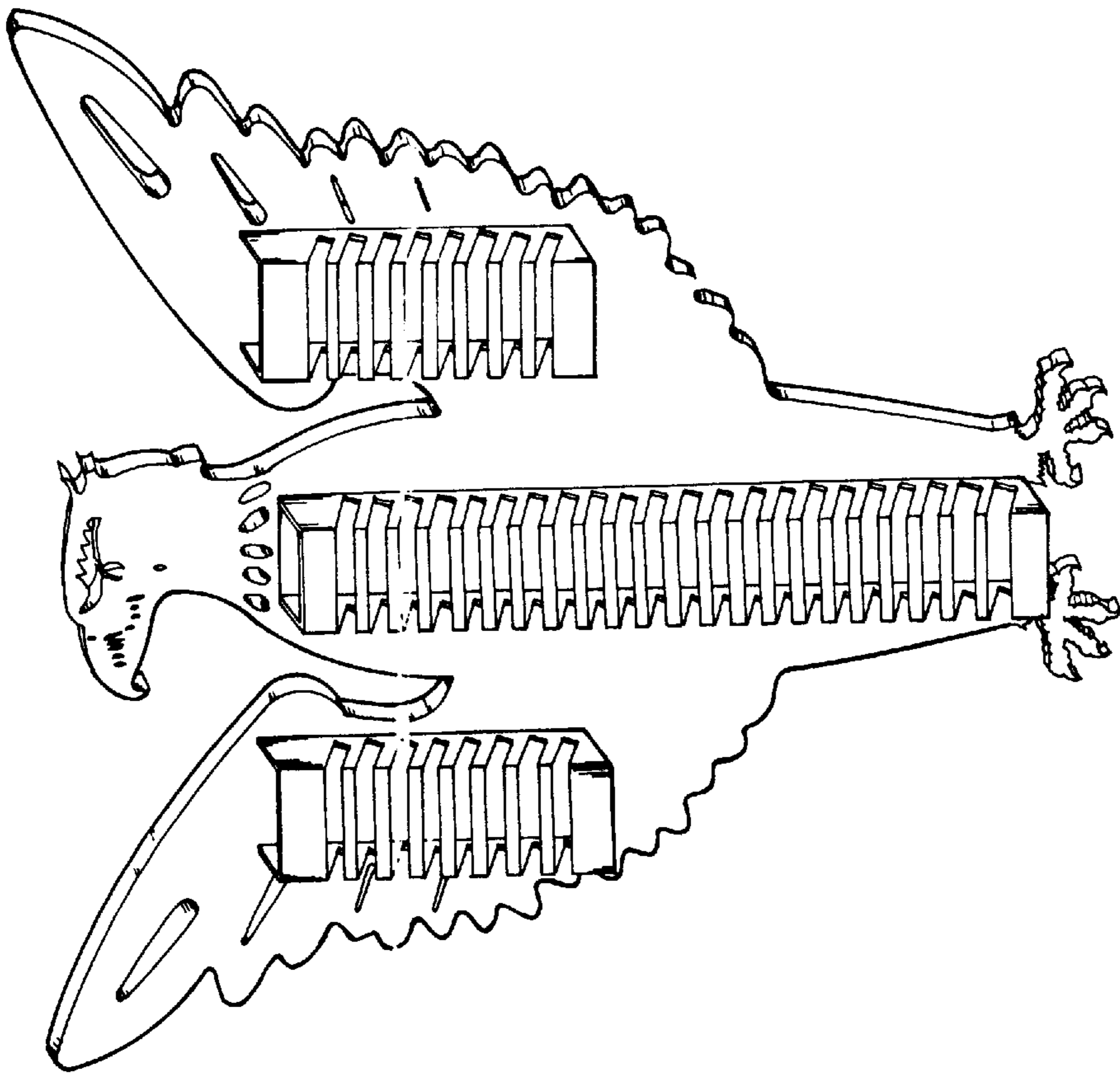


FIG.1

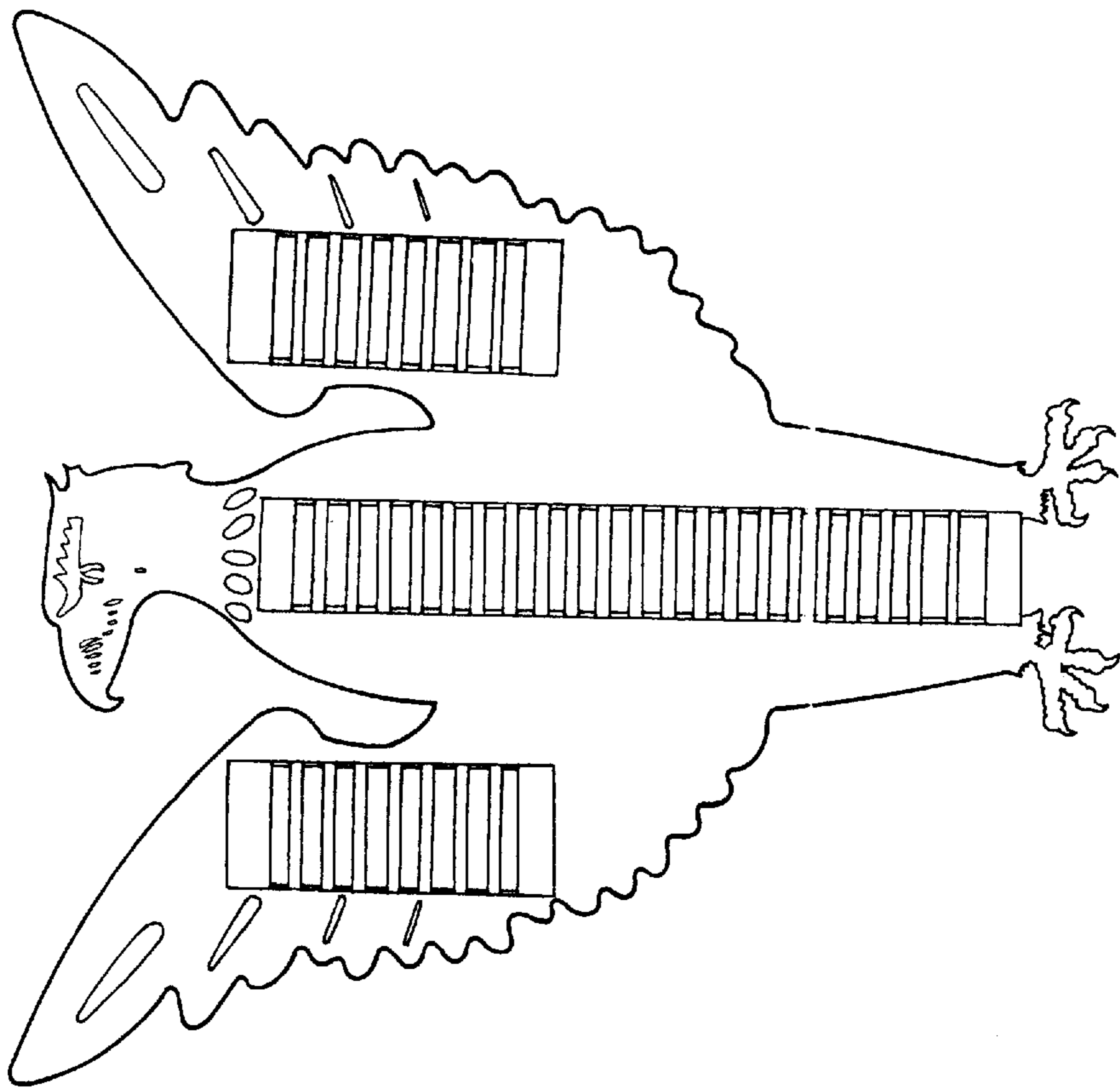


FIG.2

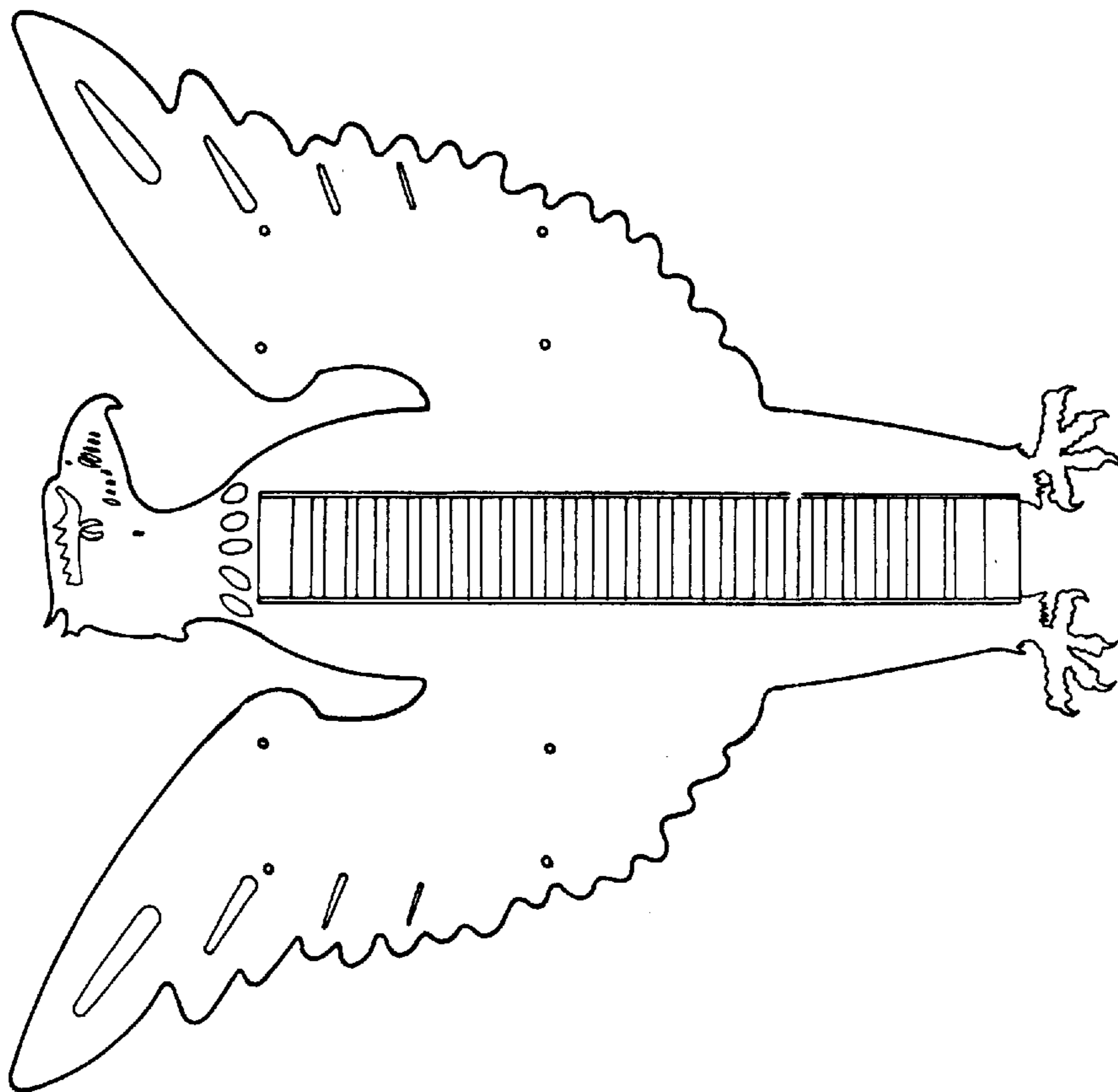


FIG.3



FIG.5



FIG.4




FIG.6



FIG.7