



US00D400749S

United States Patent [19]

Bechtold, Jr.

[11] Patent Number: **Des. 400,749**

[45] Date of Patent: ****Nov. 10, 1998**

[54] **RESILIENT SUPPORT CUSHION FOR BODY MASSAGE**

[76] Inventor: **Joseph A. Bechtold, Jr.**, 3890 Salisbury Rd., South Euclid, Ohio 44121

[**] Term: **14 Years**

[21] Appl. No.: **80,925**

[22] Filed: **Dec. 19, 1997**

[51] **LOC (6) Cl.** **06-09**

[52] **U.S. Cl.** **D6/601; D6/596**

[58] **Field of Search** D6/595, 596, 601, D6/604, 582, 592; 5/630, 636-639, 417-420, 690, 722, 724, 725, 652, 652.1, 653, 654, 655, 655.3, 655.9, 656; D24/183

[56] References Cited

U.S. PATENT DOCUMENTS

D. 155,924	11/1949	Ray	D6/601
D. 203,962	3/1966	Taylor	D6/592
D. 232,588	8/1974	Radford	D24/183
1,764,756	6/1930	Slee	5/419
1,764,757	6/1930	Slee	5/419
1,981,666	11/1934	Ridley	5/327
2,461,434	2/1949	Moyers	5/71
3,366,106	1/1968	Yao et al.	128/76
3,644,949	2/1972	Diamond	5/338
3,900,910	8/1975	Nakata	5/341
3,949,437	4/1976	Gritsch	5/636 X
4,428,087	1/1984	Horn	5/449
4,473,913	10/1984	Ylvisaker	5/435
4,528,705	7/1985	Greenawalt	5/441
4,639,960	2/1987	Quillen et al.	5/455
4,780,921	11/1988	Lahn et al.	5/437
5,044,026	9/1991	Matthews	5/435
5,054,142	10/1991	Owens	5/431

5,095,569	3/1992	Glenn	5/490
5,412,824	5/1995	Emerson et al.	5/632
5,632,050	5/1997	Zajas et al.	5/632
5,644,807	7/1997	Battistella	5/419

OTHER PUBLICATIONS

Body Support Systems, Inc. "Body Cushion" 2-Page Advertisement at pp. 130-131 *Massage Magazine*, Issue #64, Nov./Dec. 1966.

M.A.T. Massage System "Hands-On-Relief" 1-Page Advertisement *Pyramid Collection Catalog*, Winter/Spring 1998.

Primary Examiner—Janice E. Seeger
Attorney, Agent, or Firm—David A. Burge

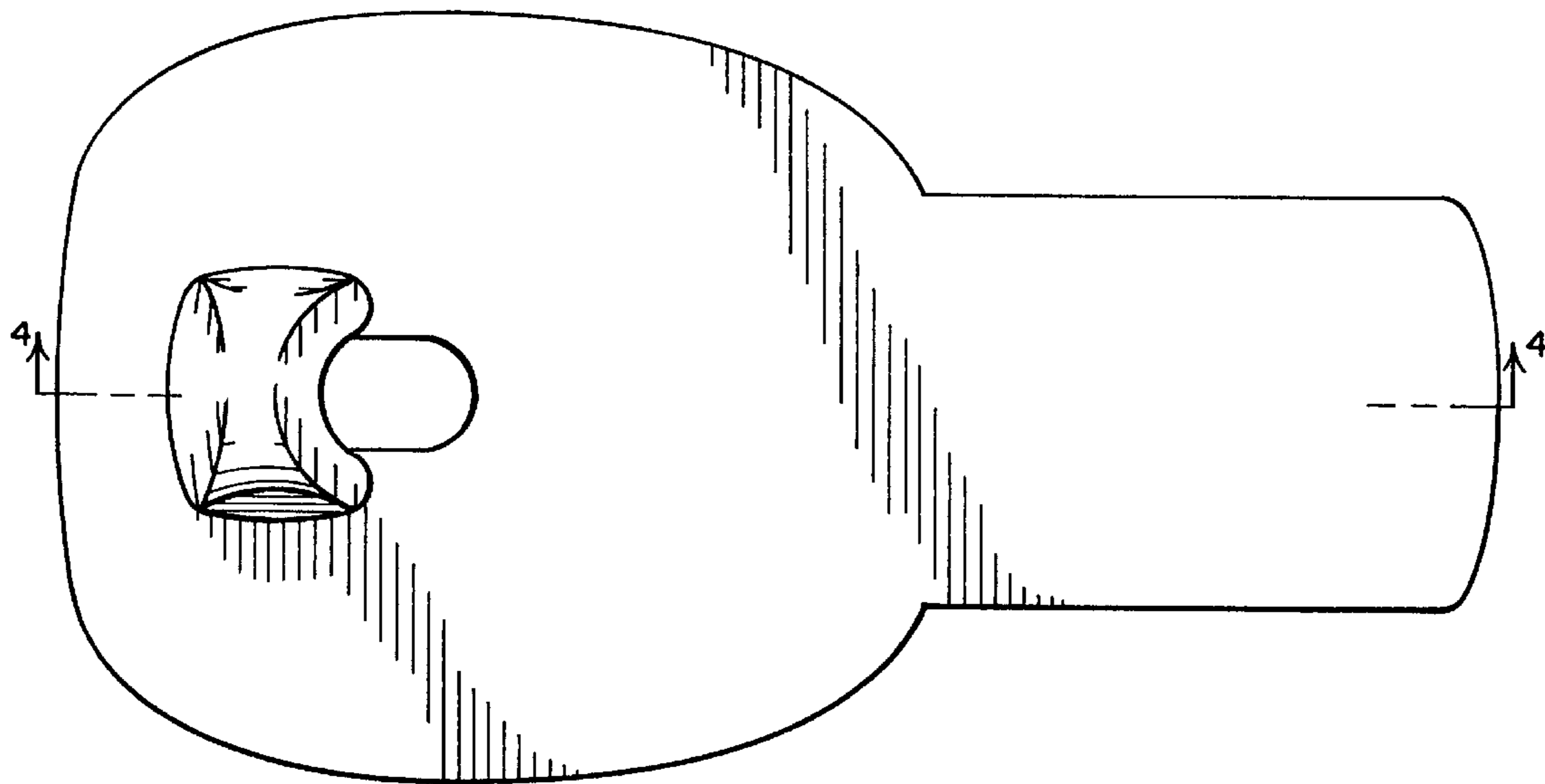
[57] CLAIM


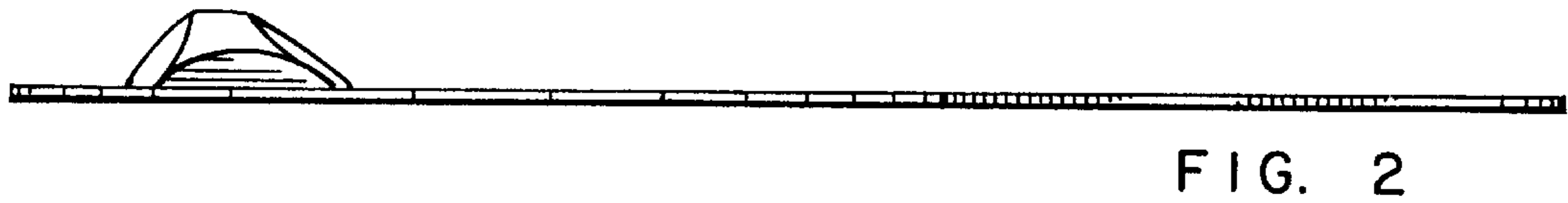
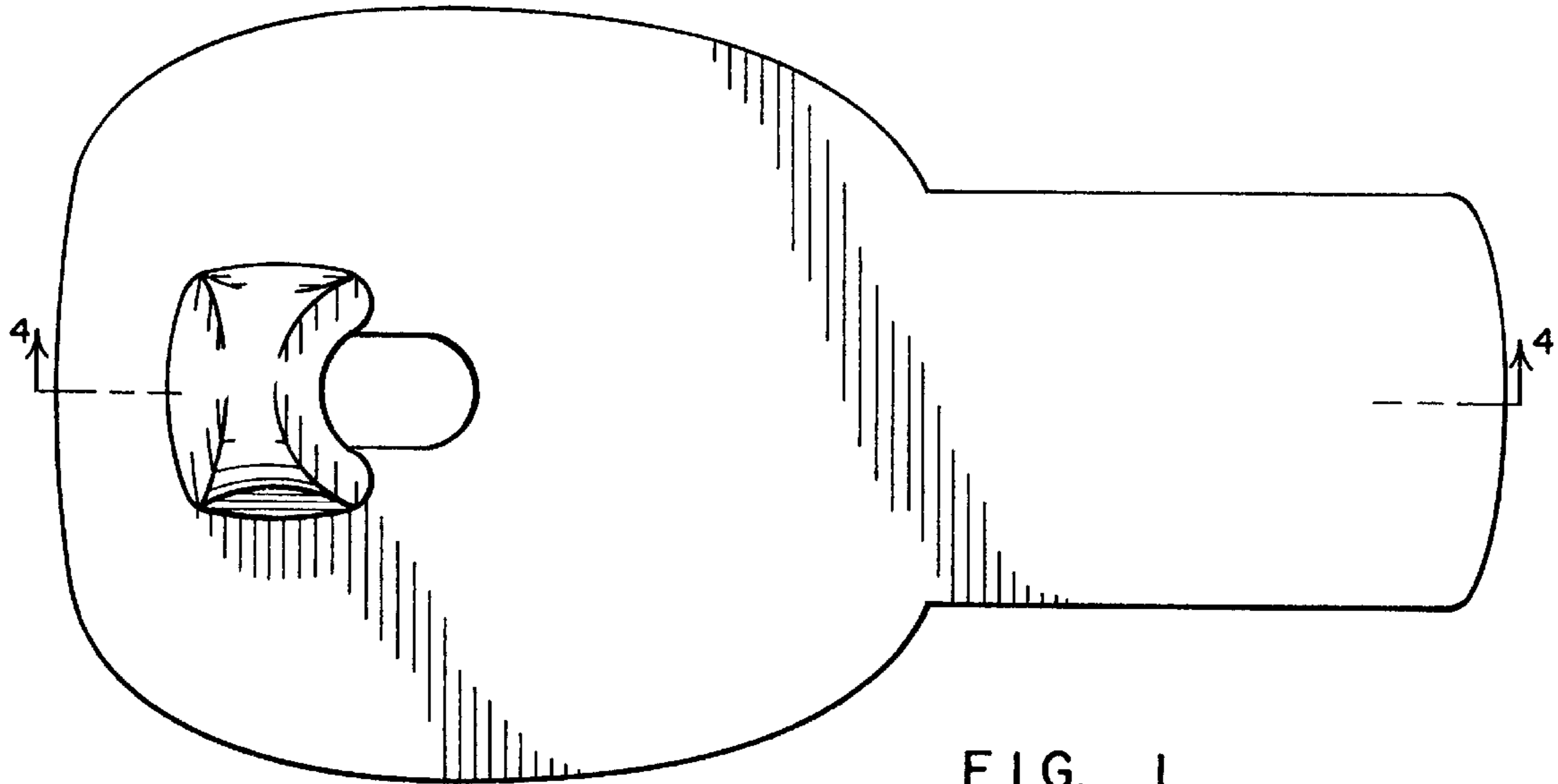
The ornamental design for a resilient support cushion for body massage, as shown and described.

DESCRIPTION

FIG. 1 is a top plan view of a resilient support cushion for body massage embodying one form of my design; FIG. 2 is a front side elevational view thereof; FIG. 3 is a left end elevational view thereof; FIG. 4 is a sectional view thereof as seen from a plane indicated by a line 4-4 in FIG. 1; FIG. 5 is a top plan view of a resilient support cushion for body massage embodying a second form of my design, it being understood that this second form features a cross-sectional configuration identical to that which is illustrated in FIG. 4; and, FIG. 6 is a top plan view of a resilient support cushion for body massage embodying a third form of my design, it being understood that this third form also features a cross-sectional configuration identical to that which is illustrated in FIG. 4.

1 Claim, 2 Drawing Sheets





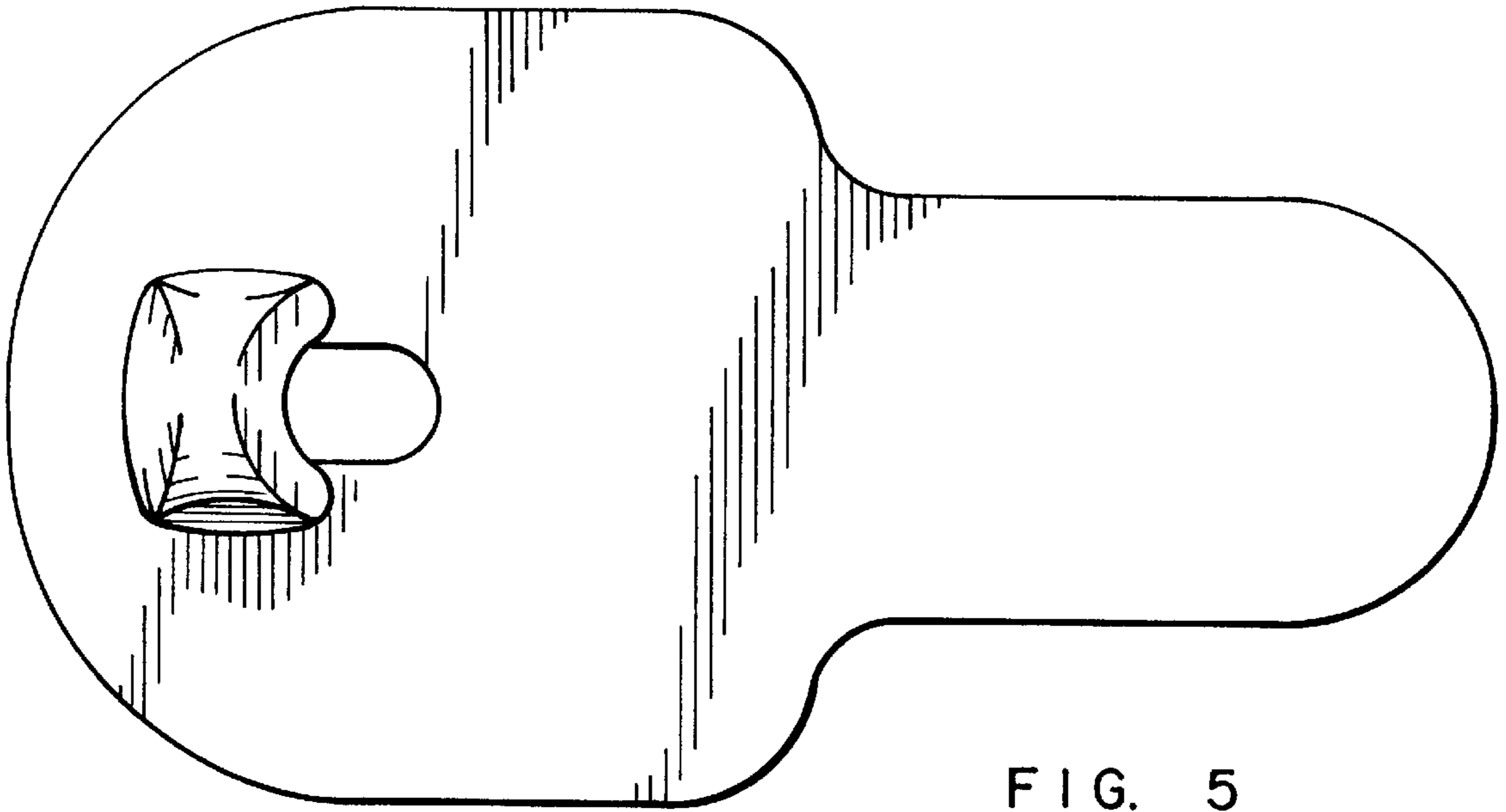


FIG. 5

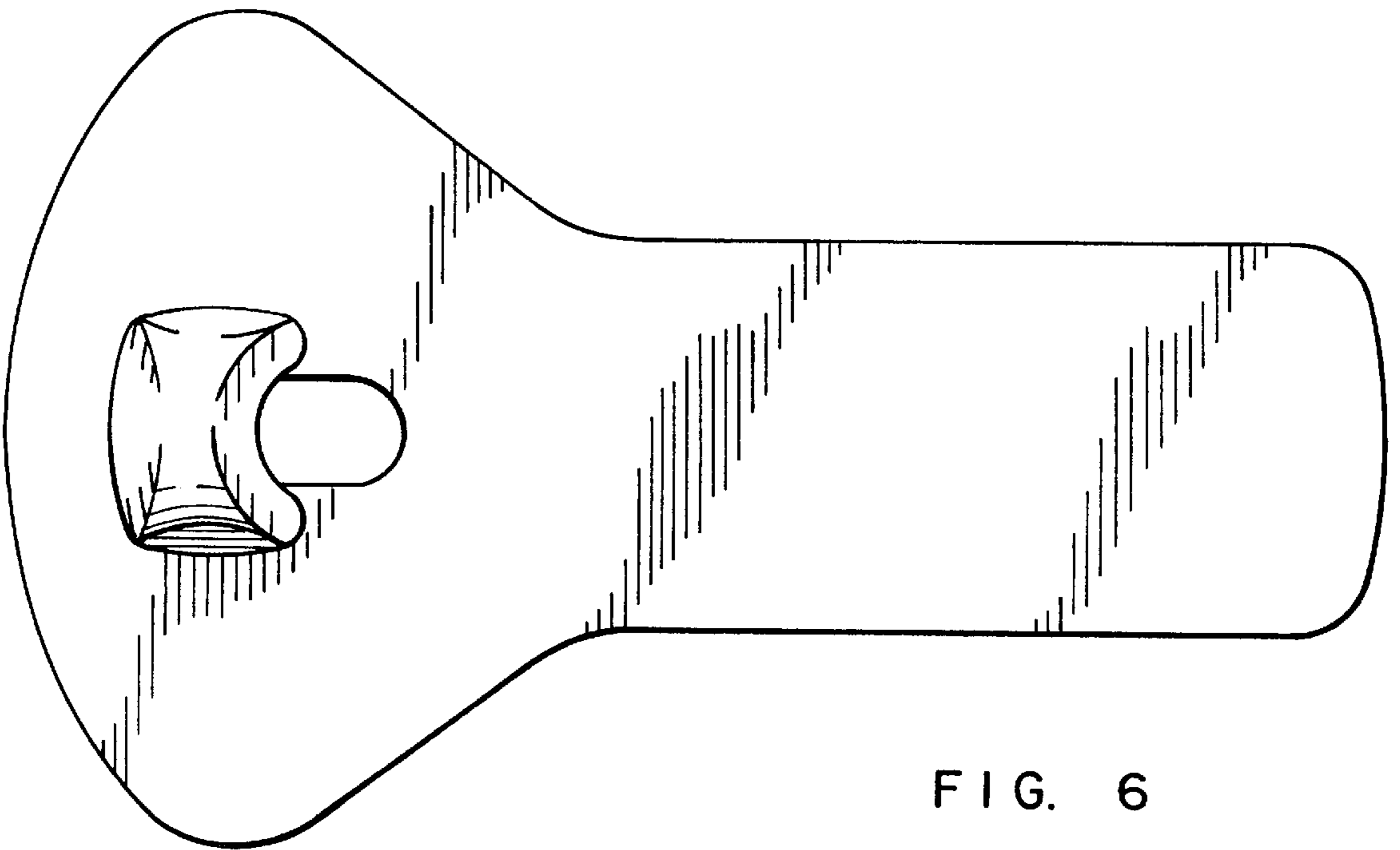


FIG. 6