



US00D400738S

# United States Patent [19]

Bustos et al.

[11] Patent Number: Des. 400,738

[45] Date of Patent: \*\*Nov. 10, 1998

[54] SIDE SADDLE MERCHANDISER

[75] Inventors: **Rafael T. Bustos**, Alpharetta; **Joseph M. Battaglia**, Douglasville, both of Ga.

[73] Assignee: **L&P Property Management Company**, South Gate, Calif.

[\*\*] Term: **14 Years**

2,991,888 7/1961 Shivek .  
 3,085,694 4/1963 Jones .  
 3,121,496 2/1964 Brunette .  
 3,178,198 4/1965 Hamilton .  
 4,299,327 11/1981 Thauer .  
 4,697,712 10/1987 Valiulis .  
 4,974,734 12/1990 Merl ..... 211/126.1  
 4,976,360 12/1990 Zucker et al. .  
 5,588,541 12/1996 Goetz .

[21] Appl. No.: **78,605**

[22] Filed: **Oct. 29, 1997**

[51] LOC (6) Cl. .... **06-04**

[52] U.S. Cl. .... **D6/476**

[58] Field of Search ..... D6/449, 396, 458, D6/461, 462, 465, 476, 477, 478, 479, 455; D20/19, 41; 211/1, 13.1, 133.1, 133, 134, 153, 135, 85.3, 126.1, 126.14; 108/59, 60, 149, 108, 161, 90-92

### FOREIGN PATENT DOCUMENTS

541793 10/1955 Belgium .  
 74107 3/1952 Denmark .  
 624830 7/1927 France .  
 1234829 10/1960 France .  
 455893 1/1928 Germany .  
 863593 7/1949 Germany .  
 96848 2/1961 Netherlands .  
 309697 5/1929 United Kingdom .

*Primary Examiner*—James Gandy  
*Assistant Examiner*—Linda Brooks  
*Attorney, Agent, or Firm*—Wood, Herron & Evans, L.L.P.

### [56] References Cited

#### U.S. PATENT DOCUMENTS

D. 189,510 12/1960 Tissot .  
 D. 299,392 1/1989 Hunt .  
 D. 315,459 3/1991 Young, III et al. .  
 D. 321,615 11/1991 Lavine et al. .... D6/476 X  
 D. 326,970 6/1992 Allen .  
 D. 334,859 4/1993 Homann .  
 D. 336,803 6/1993 Stoddard et al. .  
 D. 363,623 10/1995 Rushing ..... D6/479  
 D. 367,195 2/1996 Whittington .  
 D. 373,913 9/1996 Wyatt et al. .... D6/465  
 462,509 11/1891 Roberts .  
 679,003 7/1901 McRay .  
 2,088,149 7/1937 Boston .  
 2,091,355 8/1937 Ekedahl et al. .... 108/92  
 2,555,178 5/1951 Young .  
 2,873,033 2/1959 Mapstone .  
 2,972,418 2/1961 Burns et al. .

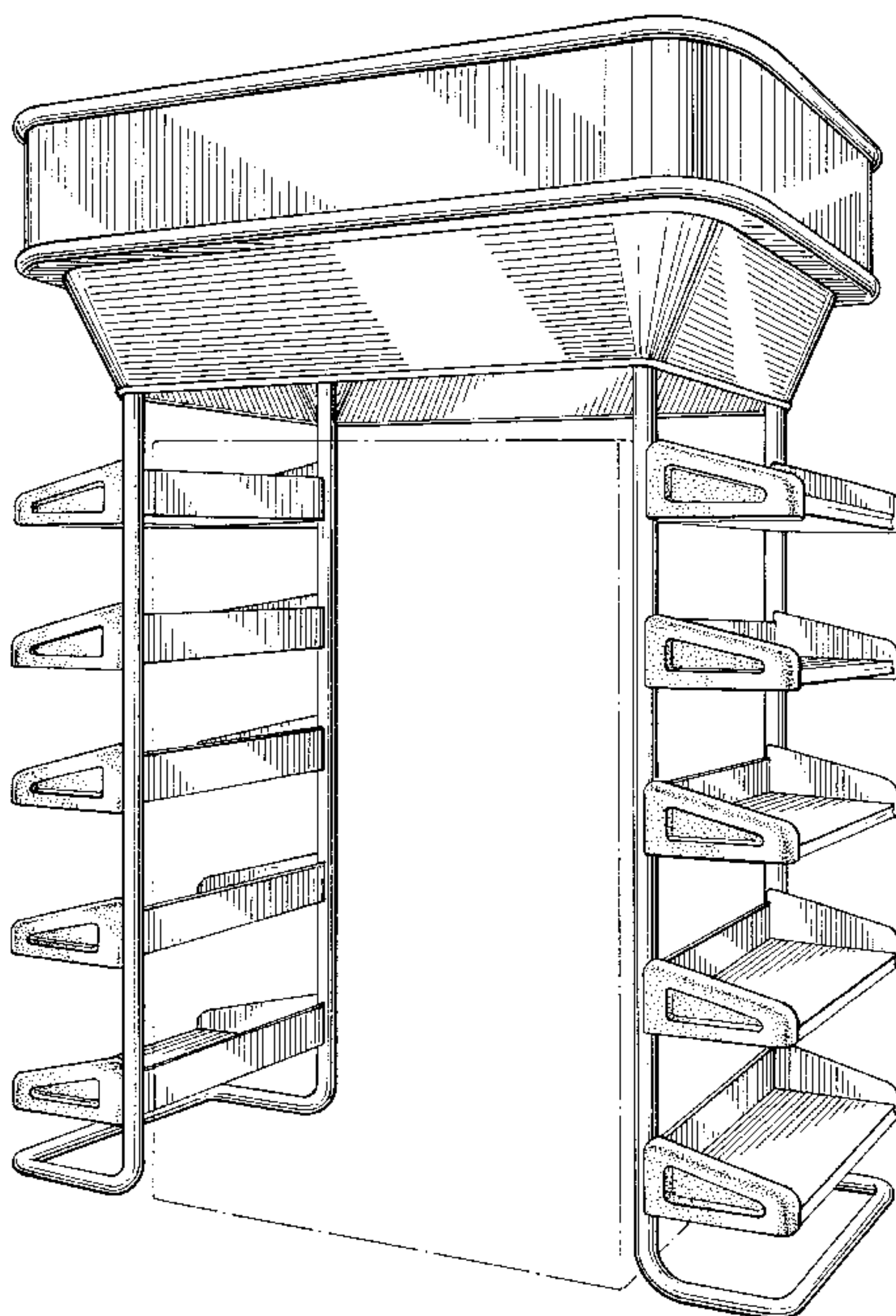
### [57] CLAIM

The ornamental design for a side saddle merchandiser, as shown and described.

### DESCRIPTION

FIG. 1 is a perspective view of a side saddle merchandiser showing our new design, with environmental structure shown in broken lines for purposes of illustration only and forming no part of the claimed design;  
 FIG. 2 is a front elevational view thereof, the rear elevational view being a mirror image thereof;  
 FIG. 3 is a side elevational view thereof, the opposite side being a mirror image thereof;  
 FIG. 4 is a top plan view thereof; and,  
 FIG. 5 is a bottom plan view thereof.

1 Claim, 4 Drawing Sheets



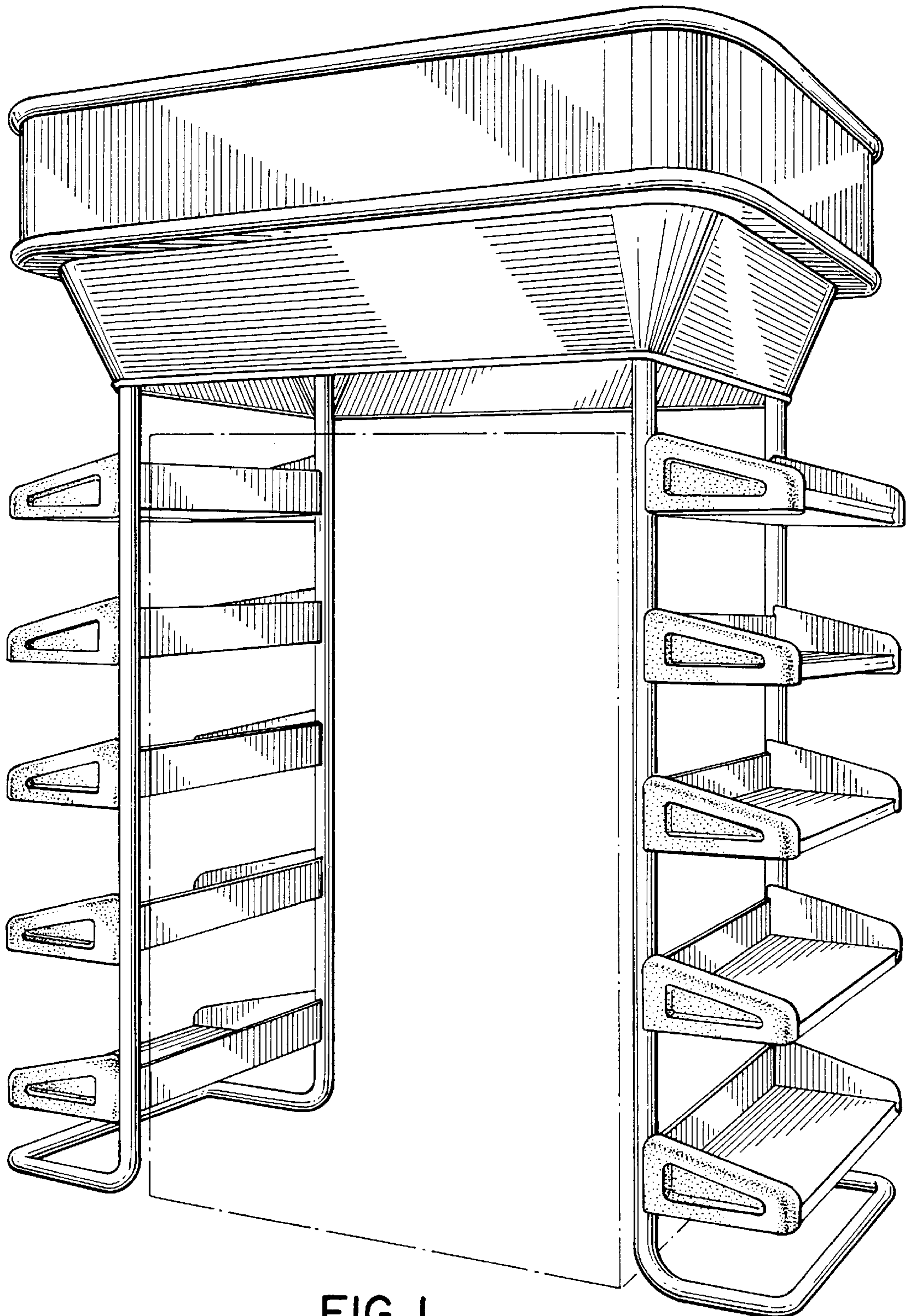


FIG. 1

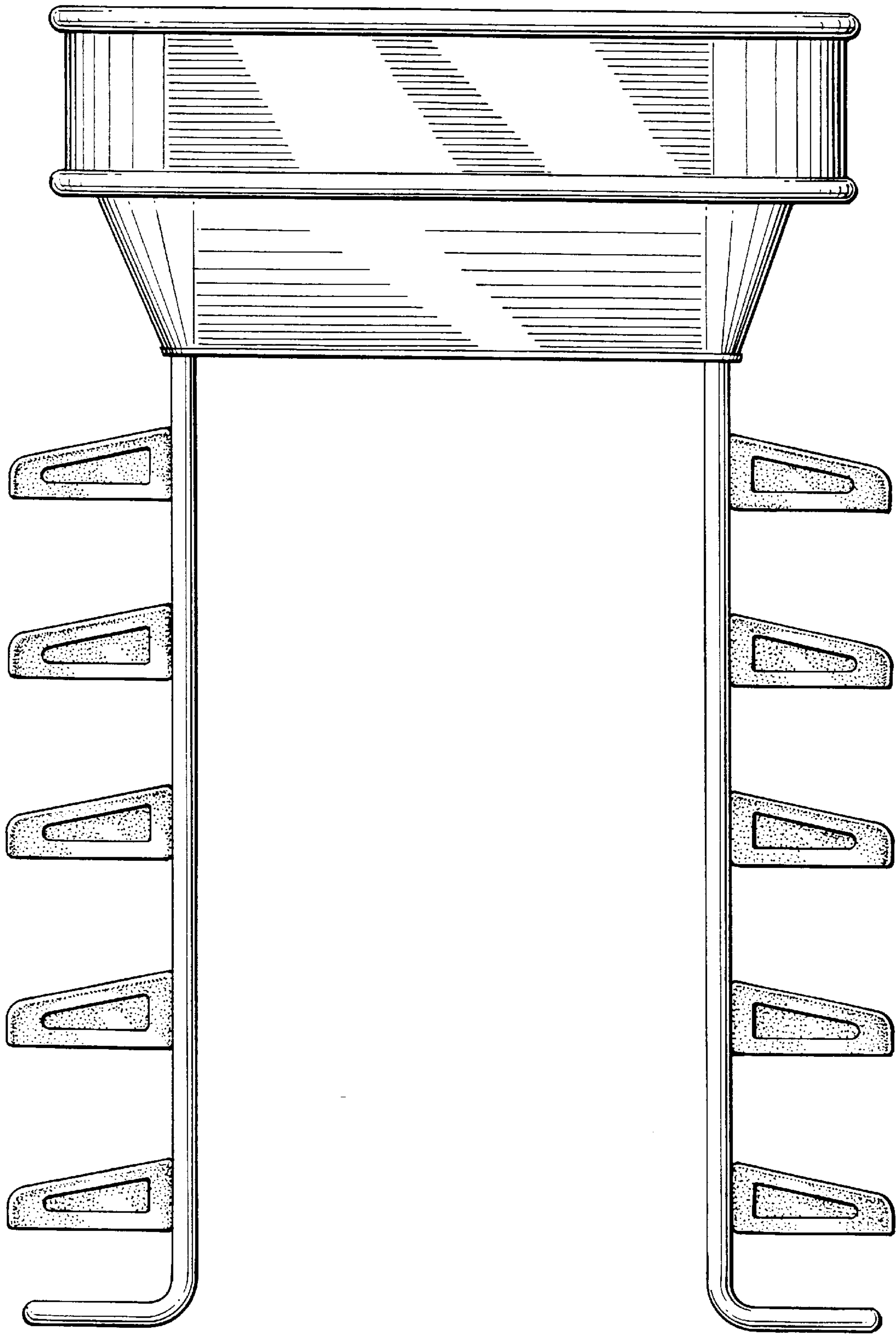


FIG. 2



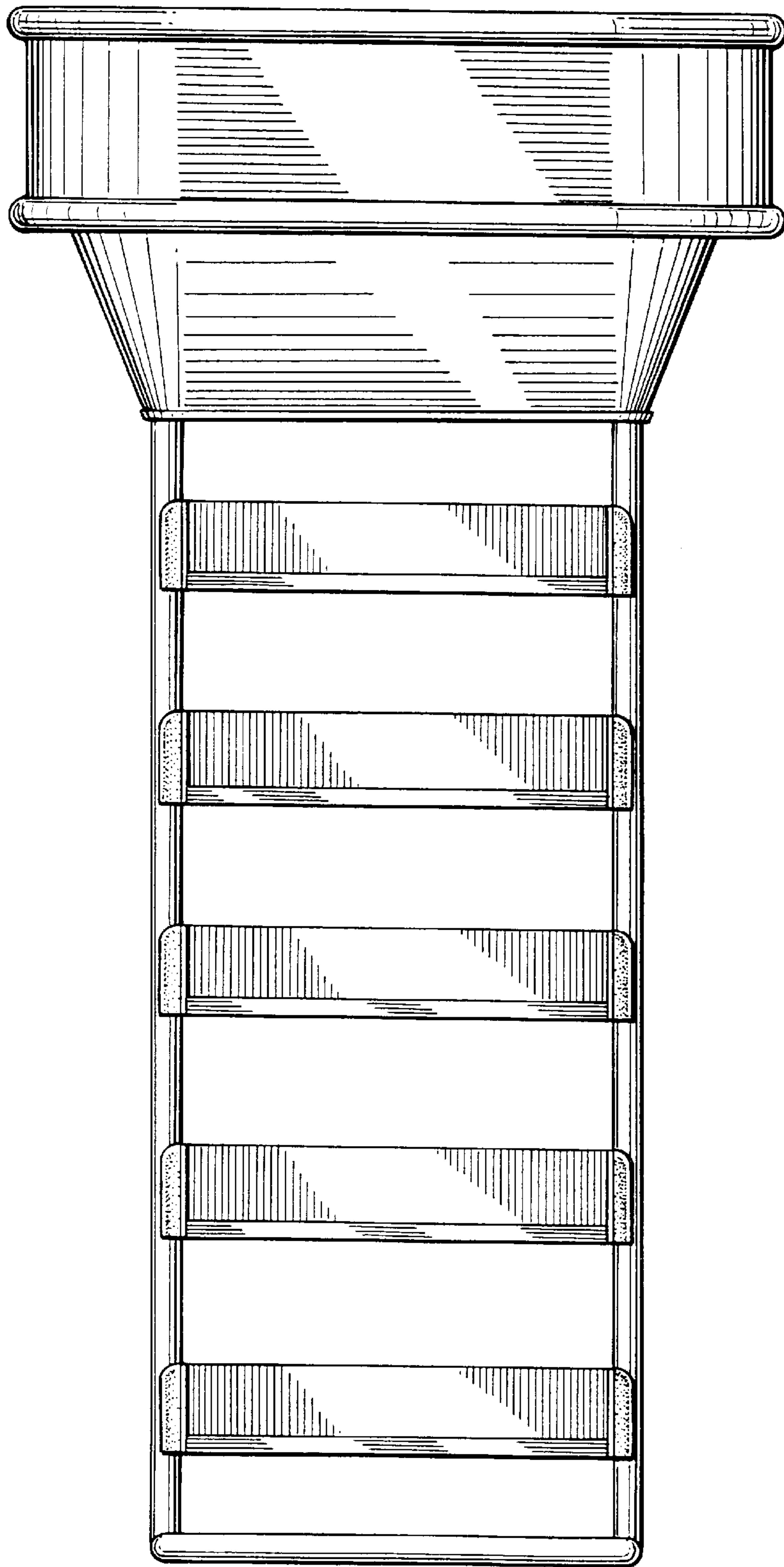


FIG. 3

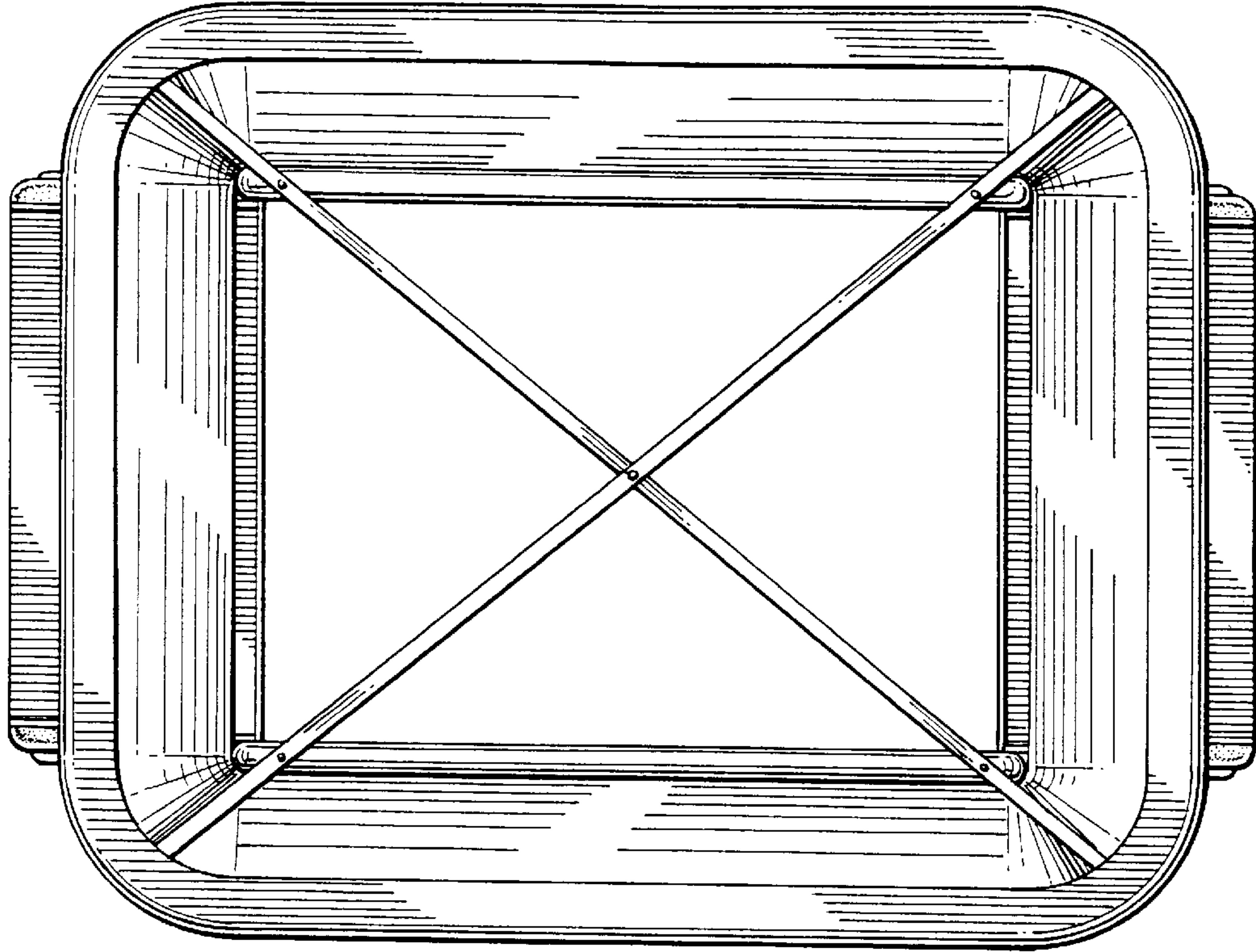


FIG. 4

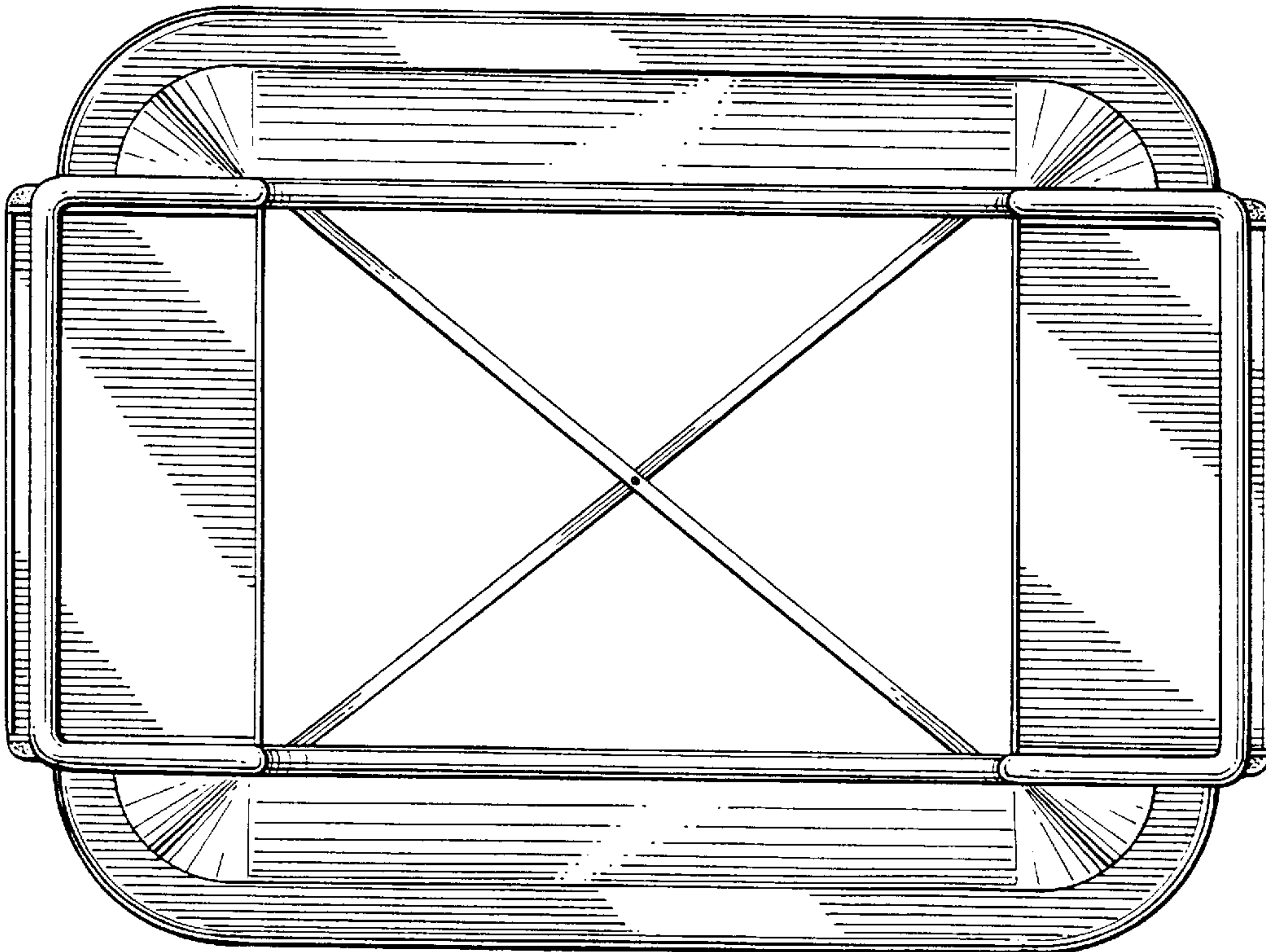


FIG. 5