



US00D400726S

United States Patent [19]

Lewis

[11] Patent Number: Des. 400,726

[45] Date of Patent: ***Nov. 10, 1998

[54] CHAIR

[76] Inventor: Sally Sirkin Lewis, 715 N. Canon Dr., Beverly Hills, Calif. 90210

[*] Notice: The term of this patent shall not extend beyond the expiration date of Pat. No. Des. 385,714.

[**] Term: 14 Years

[21] Appl. No.: 74,721

[22] Filed: Aug. 6, 1997

[51] LOC (6) Cl. 06-01

[52] U.S. Cl. D6/379

[58] Field of Search D6/334, 335, 374, D6/375, 379, 380, 381, 500, 501, 502; 297/446.1

[56] References Cited

U.S. PATENT DOCUMENTS

D. 42,932	8/1912	Dunton	D6/379
D. 80,601	3/1930	Bernhard	D6/379
D. 86,038	1/1932	Macomber	D6/379

D. 188,597	8/1960	Lubberts et al.	D6/379
D. 292,049	9/1987	Goldman	D6/379
D. 292,148	10/1987	Goldman	D6/379
D. 297,791	9/1988	Kopp	D6/379
D. 385,714	11/1997	Lewis	D6/379

OTHER PUBLICATIONS

Chairs & Couches, by Curtis, p. 113, 18th Century Suite (Settee and Chairs) at bottom, ©1977.

Primary Examiner—Gary D. Watson
Attorney, Agent, or Firm—Marvin H. Kleinberg; Kleinberg & Lerner, LLP

[57] CLAIM

The ornamental design for a chair, as shown and described.

DESCRIPTION

FIG. 1 is a left top perspective view of the chair embodiment of the present invention;
FIG. 2 is a right side view of the chair of FIG. 1 the left side being a mirror image;
FIG. 3 is a front view of the chair of FIG. 1;
FIG. 4 is a rear view of the chair of FIG. 1;
FIG. 5 is a top view of the chair of FIG. 1; and,
FIG. 6 is a bottom view of the chair of FIG. 1.

1 Claim, 3 Drawing Sheets




FIG. 1


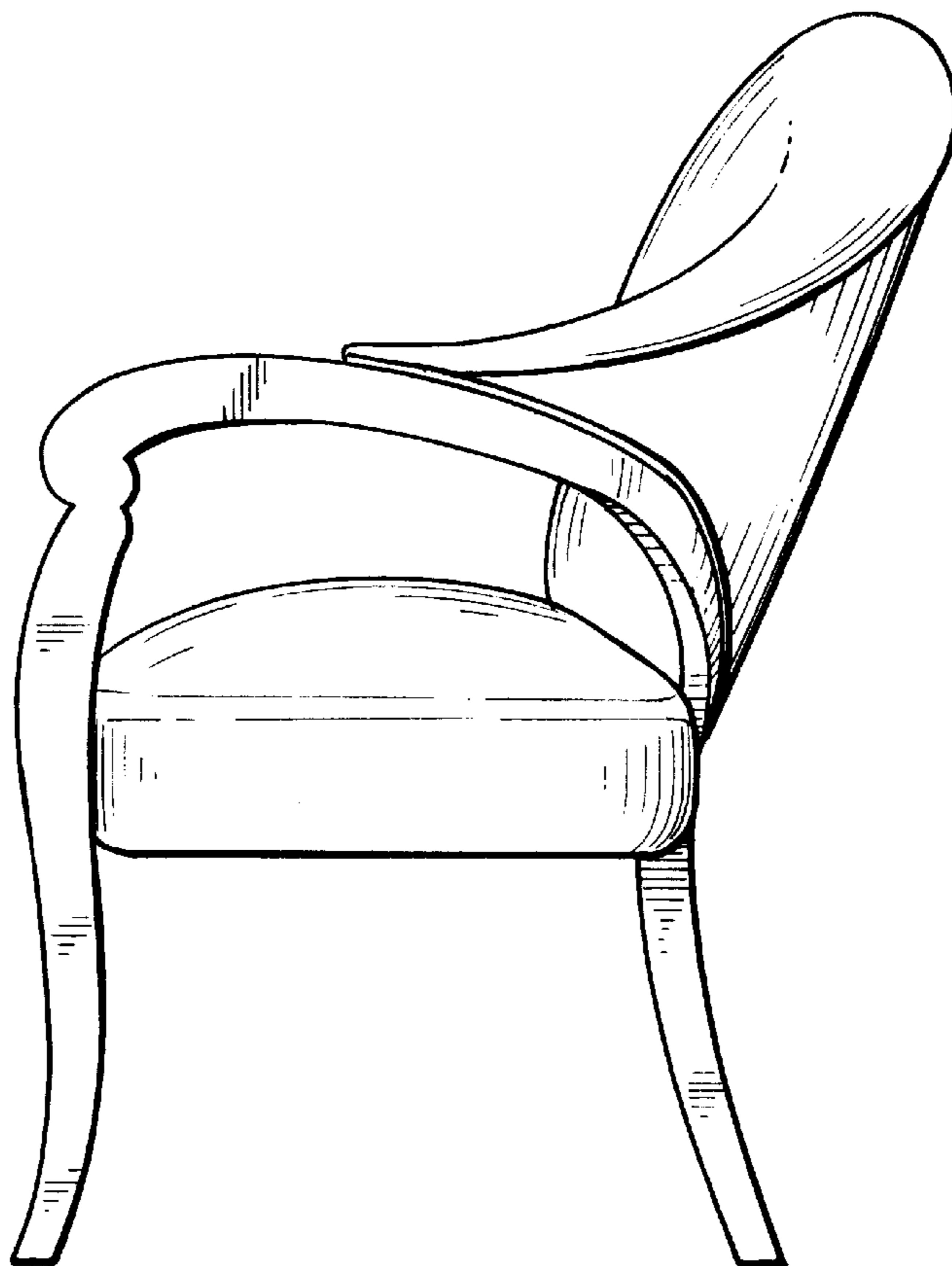


FIG. 2






FIG. 3

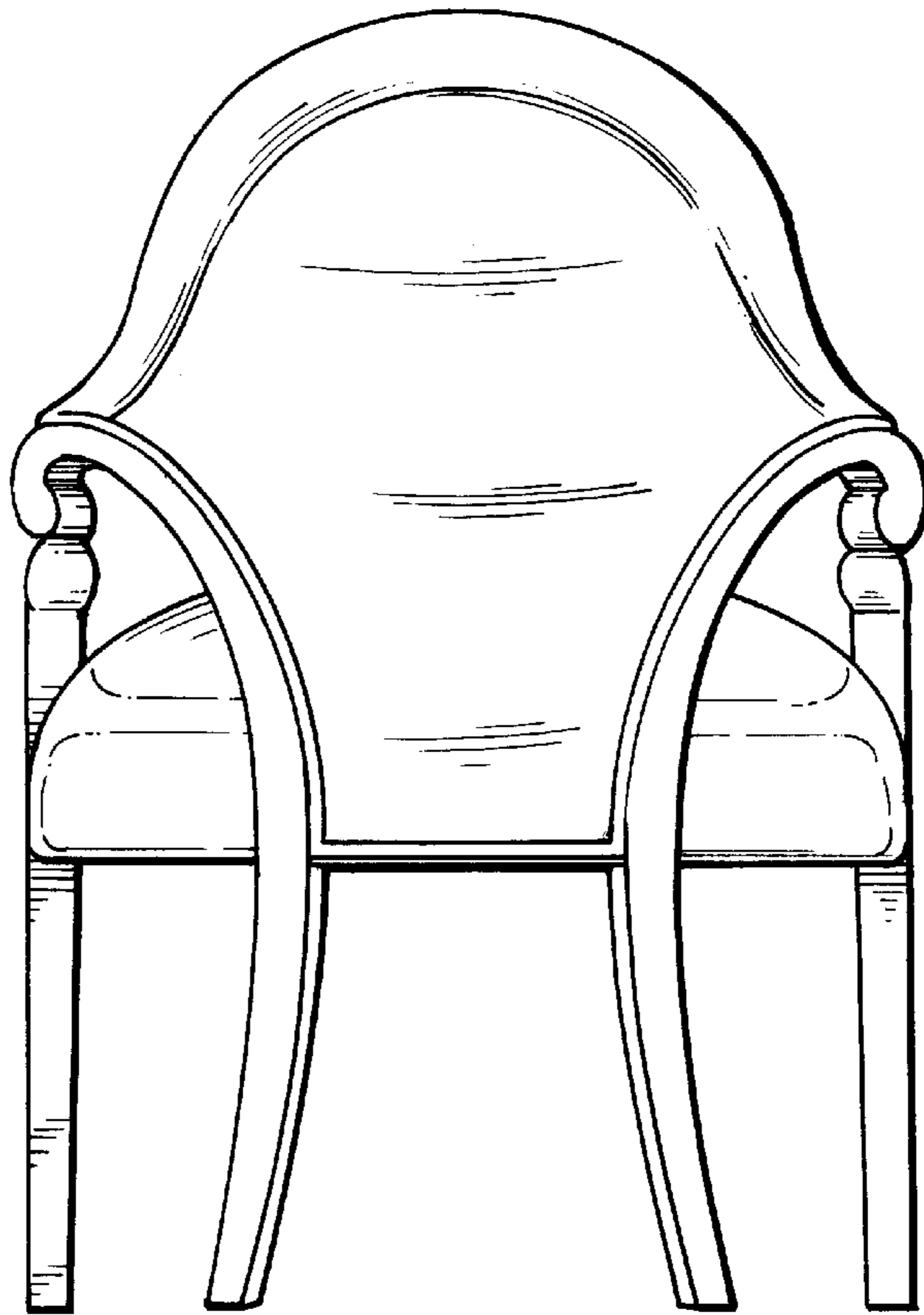


FIG. 4

FIG. 5

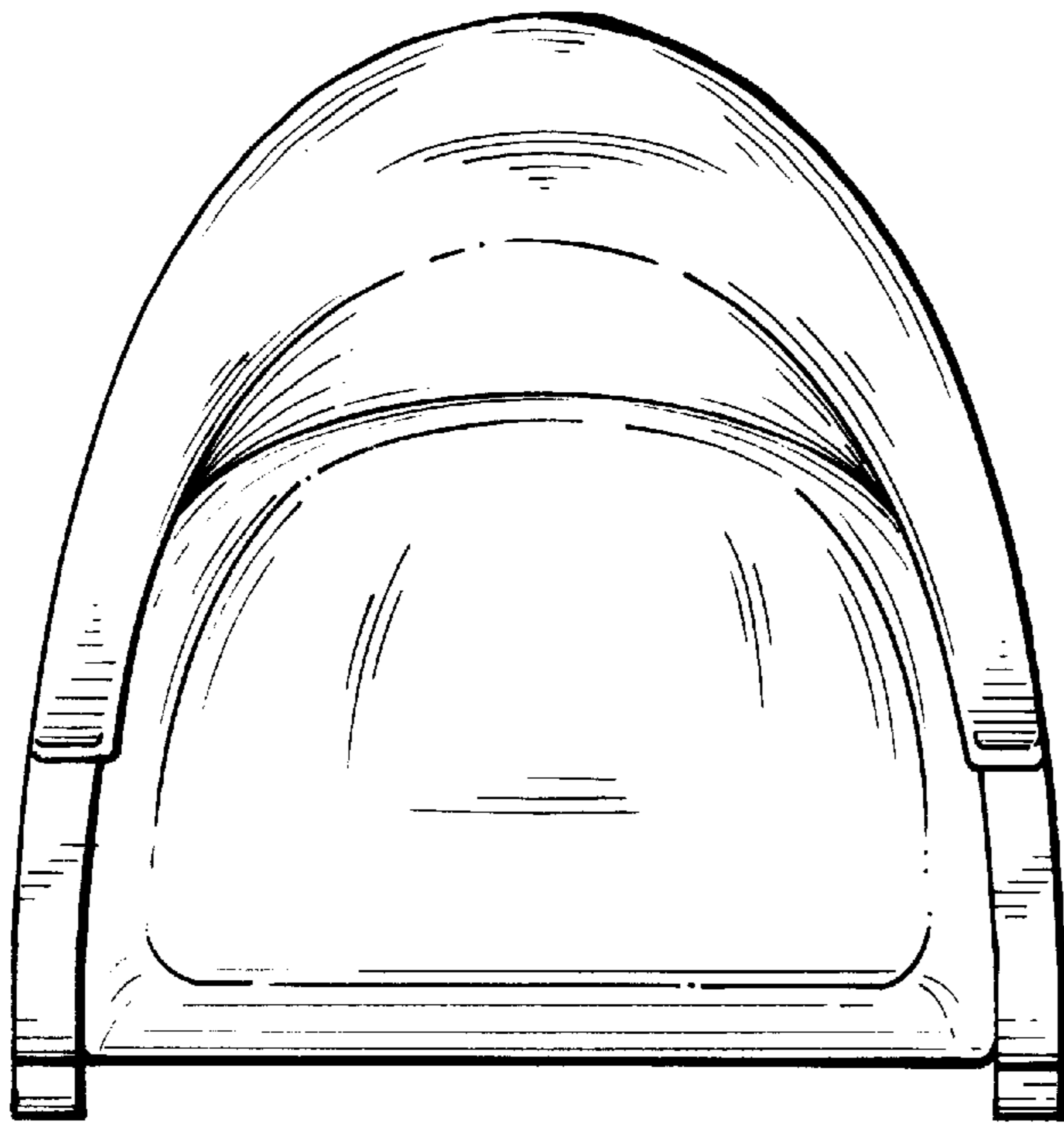


FIG. 6

