



US00D400698S

United States Patent [19]
Koh

[11] **Patent Number: Des. 400,698**

[45] **Date of Patent: **Nov. 10, 1998**

[54] **LOW CUT SPORT SHOE UPPER**

[75] Inventor: **Kanae H. Koh**, Venice, Calif.

[73] Assignee: **Nine West Group, Inc.**, White Plains, N.Y.

[**] Term: **14 Years**

[21] Appl. No.: **72,047**

[22] Filed: **May 21, 1997**

Related U.S. Application Data

[63] Continuation-in-part of Ser. No. 65,628, Jan. 31, 1997, Pat. No. Des. 392,793.

[51] **LOC (6) Cl.** **02-04**

[52] **U.S. Cl.** **D2/969**

[58] **Field of Search** D2/969, 944, 896,
D2/907; 36/114, 116, 102, 83, 50.1, 113,
104, 45

[56] **References Cited**

U.S. PATENT DOCUMENTS

| | | | | |
|------------|---------|----------|-------|--------|
| D. 273,630 | 5/1984 | Bidegain | | D2/908 |
| D. 311,268 | 10/1990 | Hatfield | | D2/970 |
| D. 315,054 | 3/1991 | Hatfield | | D2/969 |
| D. 319,722 | 9/1991 | Hatfield | | D2/970 |
| D. 319,723 | 9/1991 | Greene | | D2/696 |

| | | | | |
|------------|---------|------------------|-------|--------|
| D. 347,107 | 5/1994 | Adams | | D2/969 |
| D. 351,938 | 11/1994 | Adams et al. | | D2/970 |
| D. 354,163 | 1/1995 | Hatfield | | D2/970 |
| D. 370,554 | 6/1996 | Greene | | D2/969 |
| D. 374,339 | 10/1996 | Von Conta | | D2/969 |
| D. 380,890 | 7/1997 | Donnell | | D2/969 |
| 4,815,222 | 3/1989 | Eisenbach et al. | | 36/131 |
| 5,282,288 | 2/1994 | Henson | | 12/142 |
| 5,446,977 | 9/1995 | Nagano et al. | | 36/131 |

Primary Examiner—Louis S. Zarfes
Assistant Examiner—G. Andoll
Attorney, Agent, or Firm—Senniger, Powers, Leavitt & Roedel

[57] **CLAIM**

The ornamental design for a low cut sport shoe upper, as shown and described.

DESCRIPTION

FIG. 1 is a left side elevation of a low cut sport shoe upper of the present invention;
FIG. 2 is a right side elevation of the shoe;
FIG. 3 is a front elevation of the shoe;
FIG. 4 is a rear elevation of the shoe; and,
FIG. 5 is a top plan of the shoe.

The broken line showing of the bottom of the low cut sport shoe upper in the figures is for illustrative purposes only and forms no part of the claimed design.

1 Claim, 4 Drawing Sheets

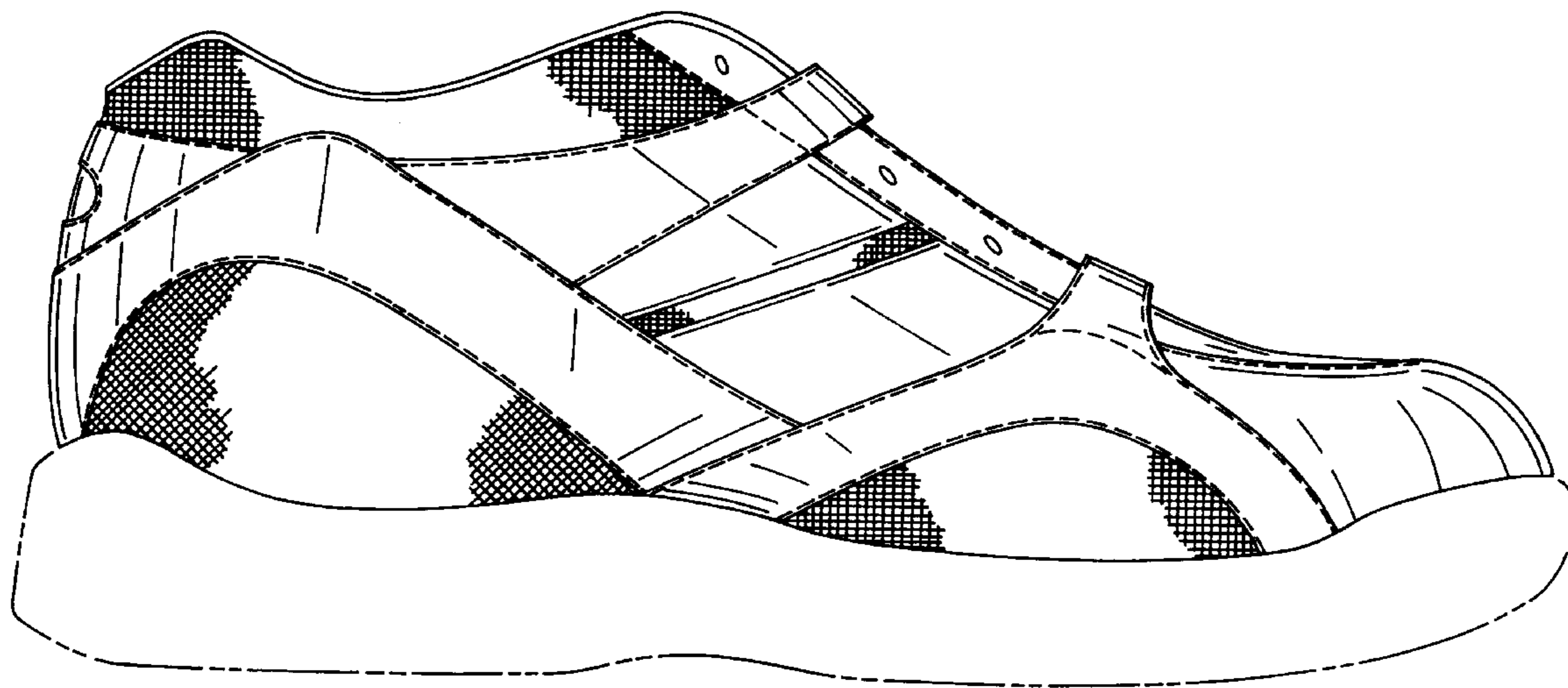
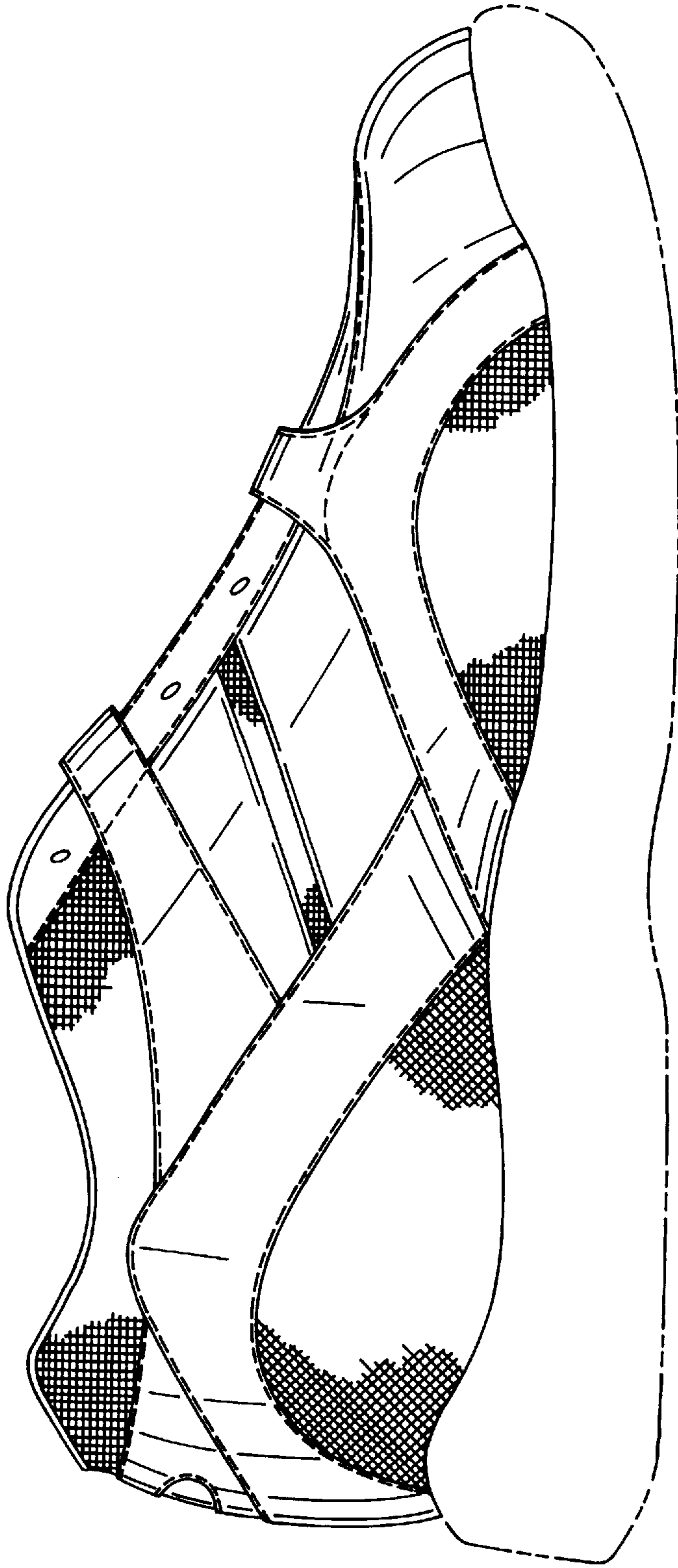


FIG. 1



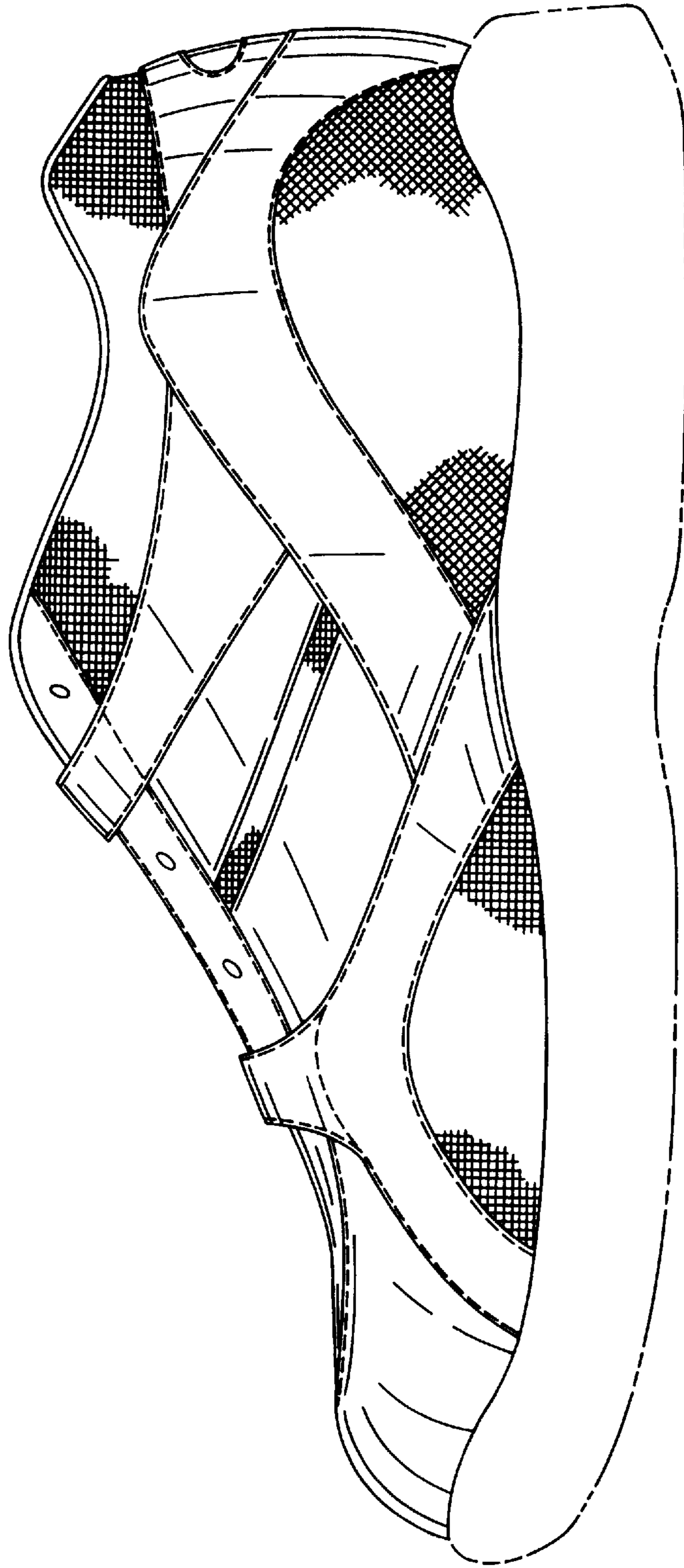


FIG. 2

FIG. 4

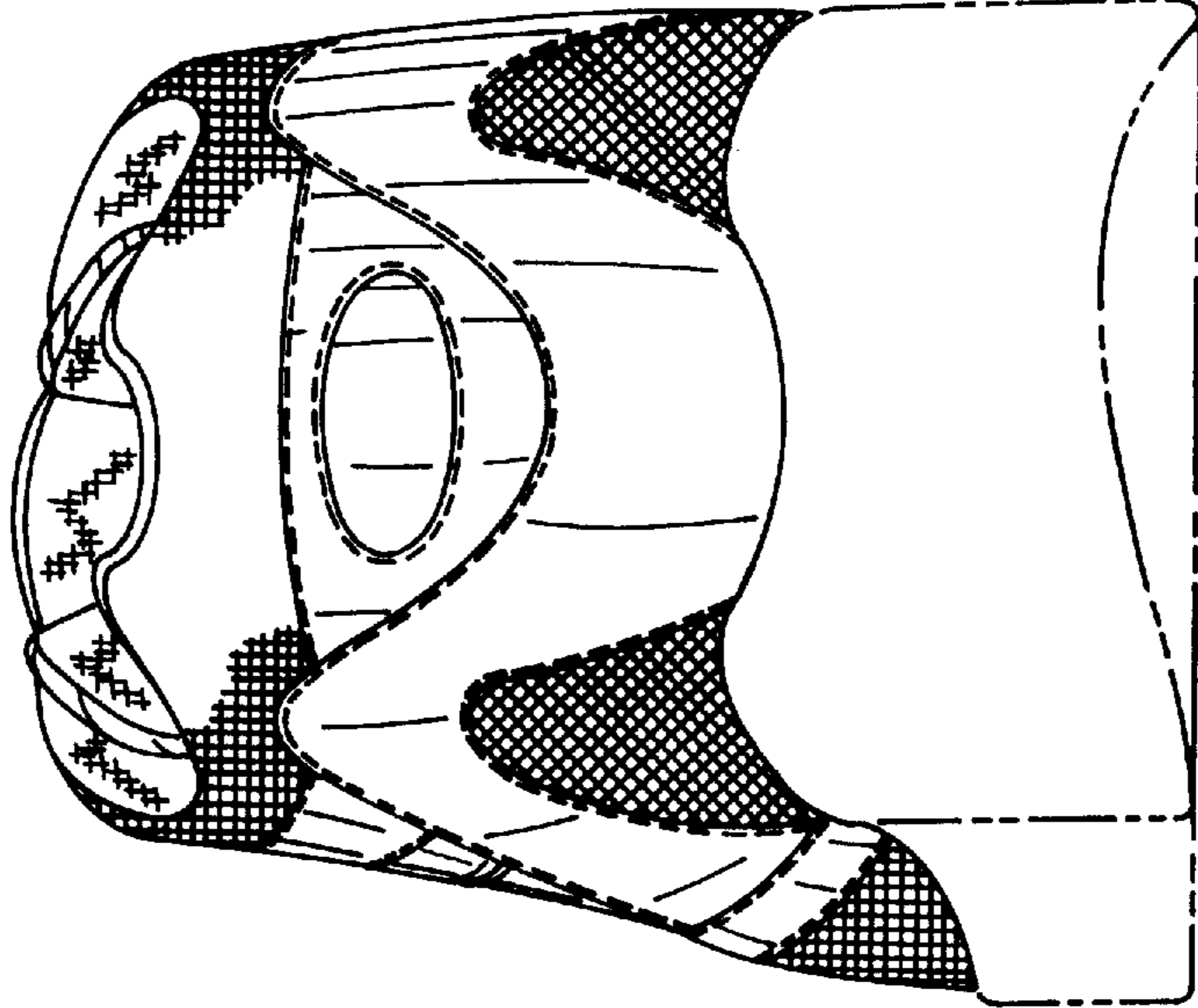


FIG. 3

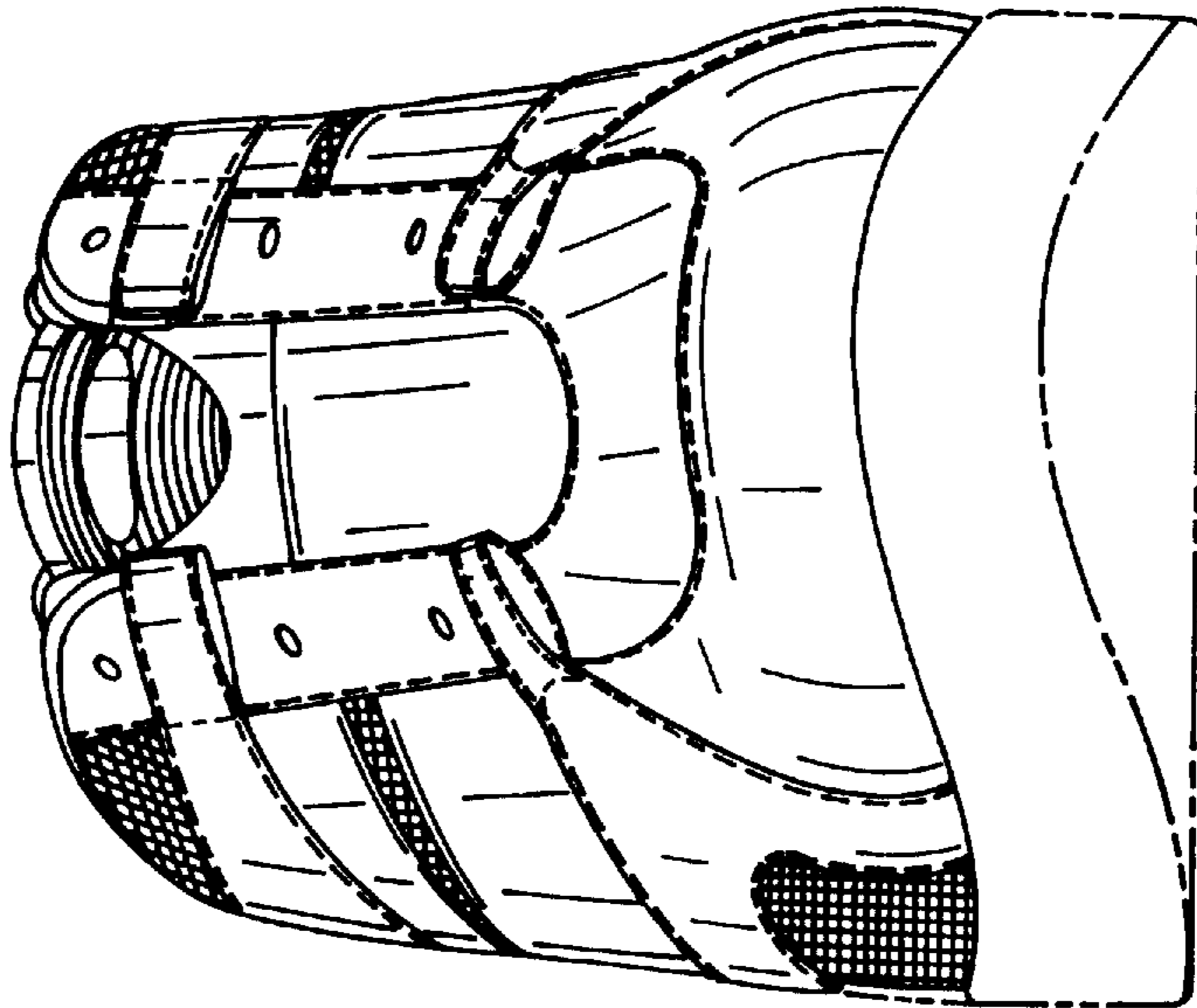


FIG. 5

