



US00D400696S

# United States Patent [19] Covatch

[11] **Patent Number: Des. 400,696**

[45] **Date of Patent: \*\*Nov. 10, 1998**

[54] **COMBINED SHOE SOLE AND PERIPHERY**

[75] Inventor: **Charles E. Covatch**, Martinsburg, Pa.

[73] Assignee: **H. H. Brown Shoe Company, Inc.**,  
Greenwich, Conn.

[\*\*] Term: **14 Years**

[21] Appl. No.: **75,816**

[22] Filed: **Aug. 25, 1997**

[51] **LOC (6) Cl. .... 02-04**

[52] **U.S. Cl. .... D2/954; D2/956; D2/960**

[58] **Field of Search** ..... D2/897, 902, 906,  
D2/908, 914, 916, 919, 946-960, 962,  
964; D12/147; 36/85, 101, 103, 104, 106,  
113-115, 124, 126, 127-130, 3 B, 11.5,  
12-15, 22 R, 25 R, 30 R, 32 R, 32 A, 33,  
172

[56] **References Cited**

**U.S. PATENT DOCUMENTS**

D. 192,957 6/1962 Messinger .  
D. 266,287 9/1982 Blissett et al. .  
D. 343,053 1/1994 Blissett et al. .... D2/957  
D. 356,671 3/1995 Blanchini ..... D2/957

D. 375,616 11/1996 Baker ..... D2/960  
4,569,142 2/1986 Askinasi ..... 36/32 R

*Primary Examiner*—Celia Murphy  
*Attorney, Agent, or Firm*—Fish & Richardson P.C.

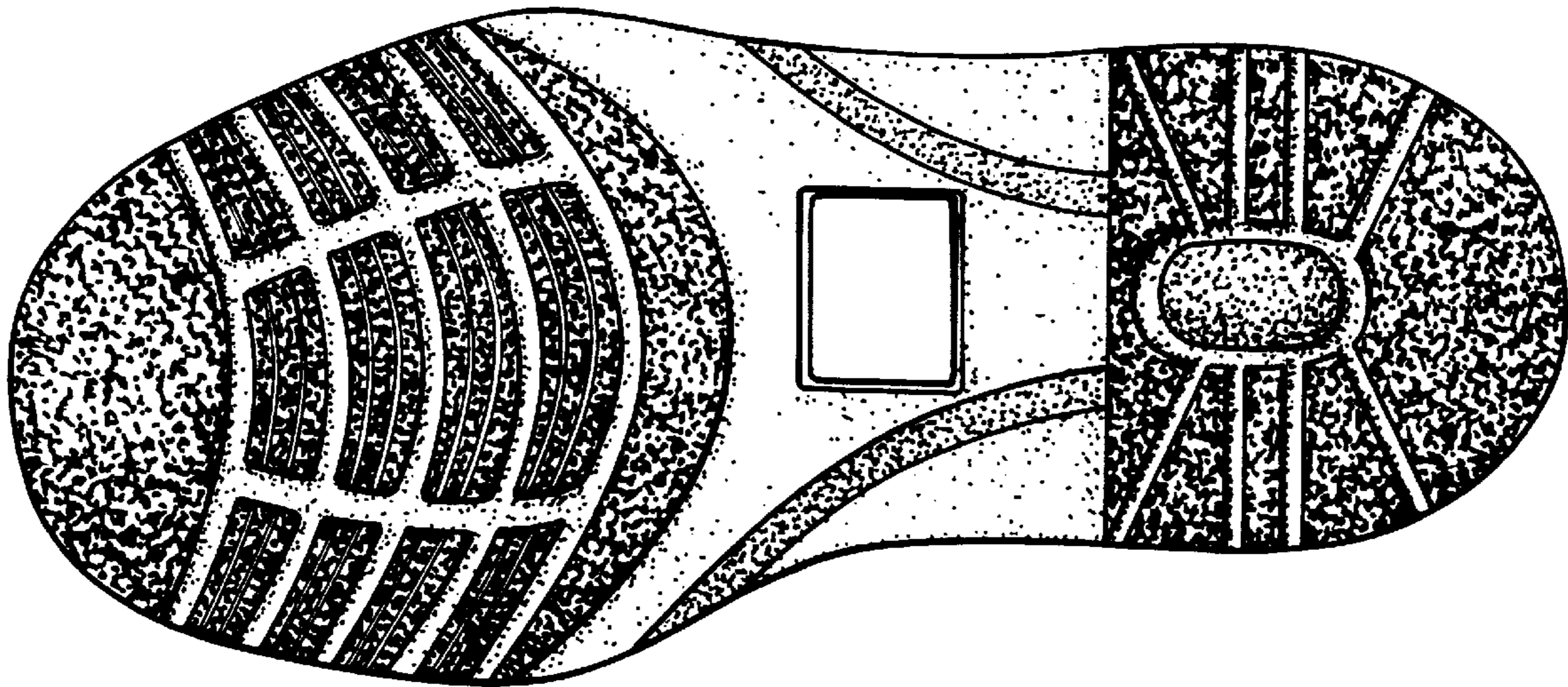
[57] **CLAIM**

The ornamental design for a combined shoe sole and periphery, as shown and described.

**DESCRIPTION**

FIG. 1 is a bottom perspective view of a combined shoe sole and periphery showing my new design;  
FIG. 2 is a reduced bottom plan view thereof;  
FIG. 3 is a reduced front elevational view of FIG. 2;  
FIG. 4 is a reduced rear elevational view of FIG. 2;  
FIG. 5 is a reduced right side elevational view of FIG. 2;  
FIG. 6 is a reduced left side elevational view of FIG. 2;  
FIG. 7 is a bottom perspective view of an alternate embodiment of the design shown in FIG. 1;  
FIG. 8 is a reduced left side elevational view of FIG. 7; and,  
FIG. 9 is a reduced right side elevational view of FIG. 7.  
The bottom, front and rear views of the shoe sole shown in FIG. 7 are identical to those shown in FIGS. 2-4, respectively.

**1 Claim, 4 Drawing Sheets**



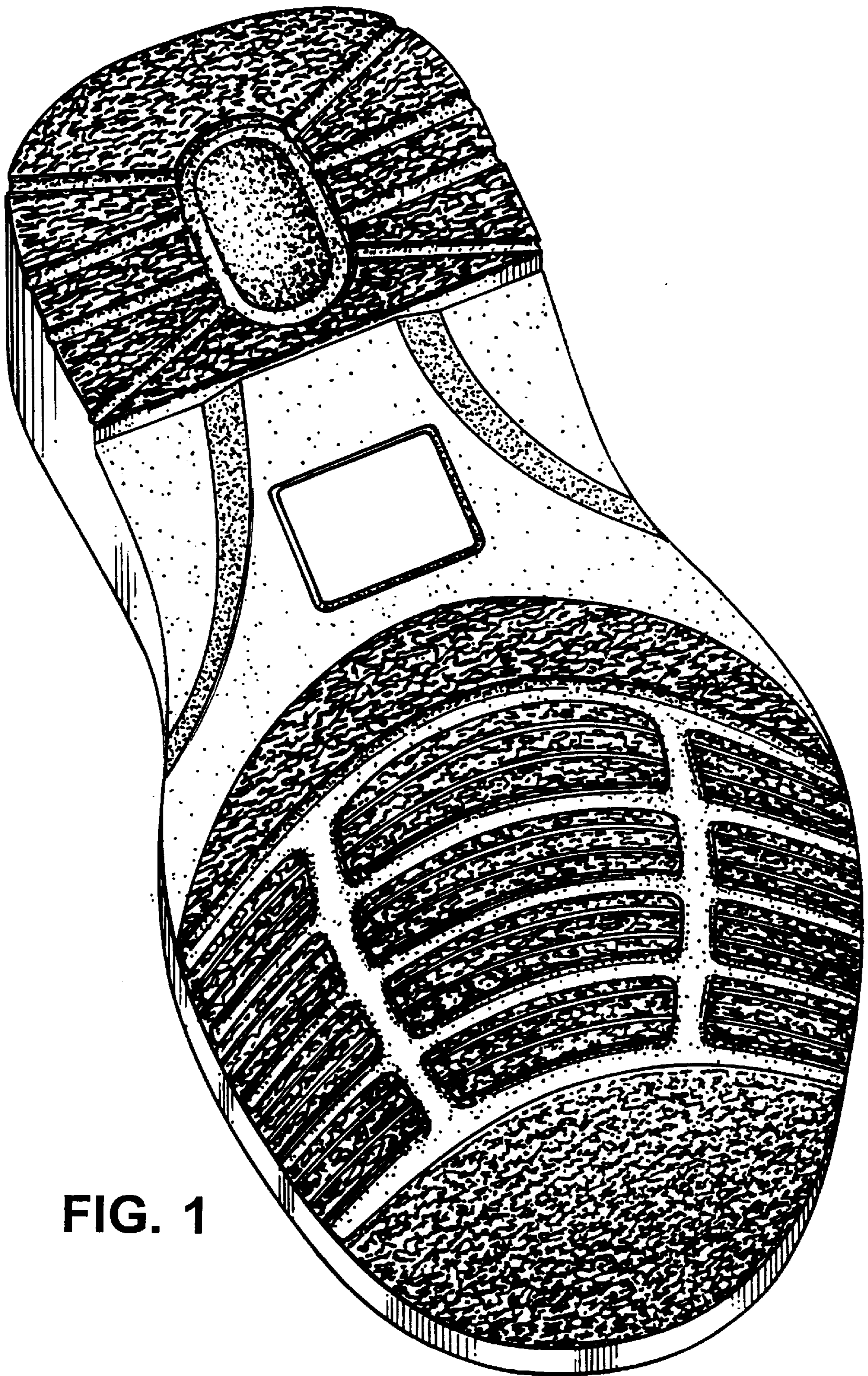


FIG. 1

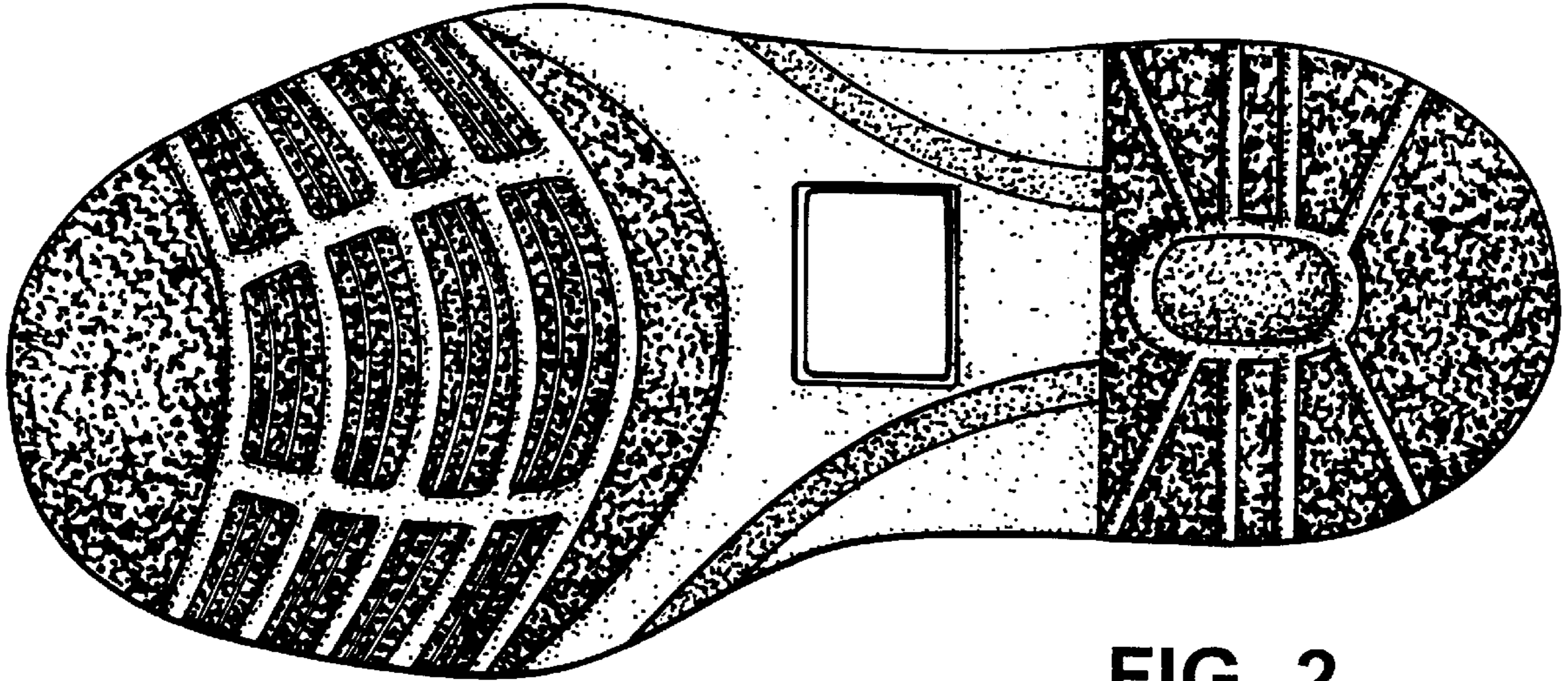


FIG. 2




FIG. 3

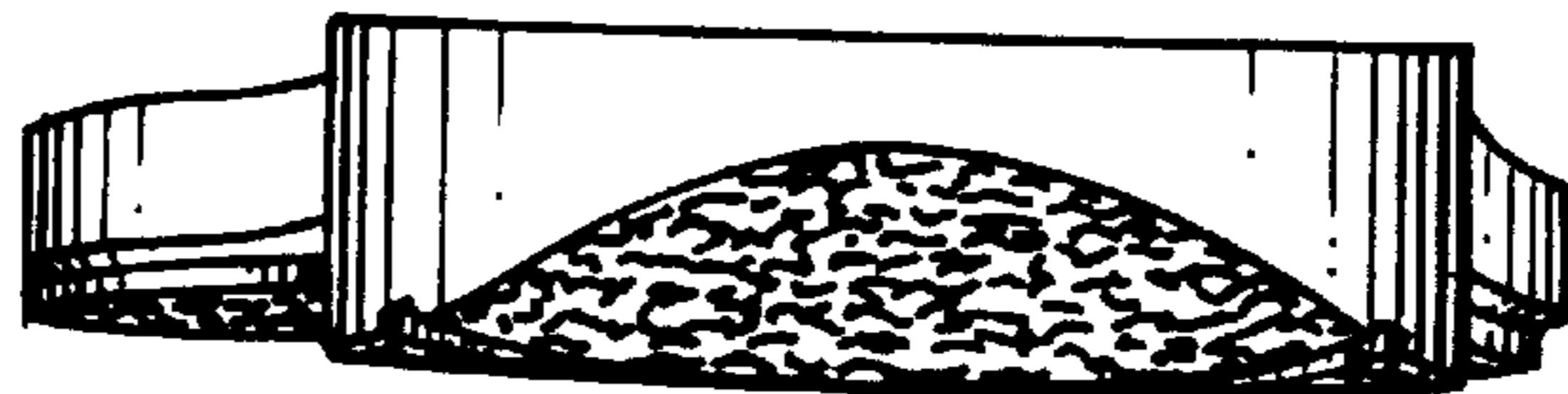


FIG. 4

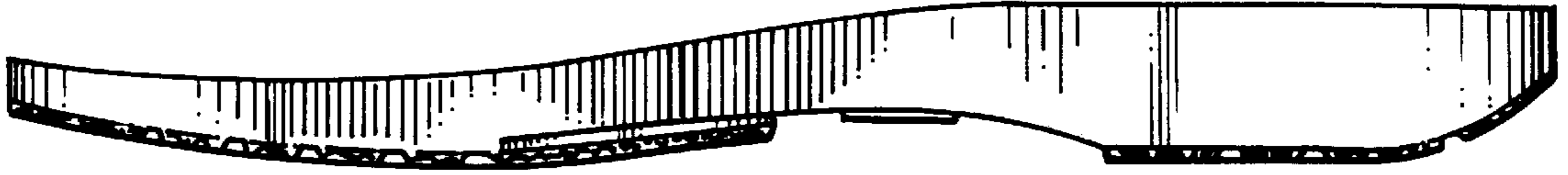


FIG. 5




FIG. 6



FIG. 8

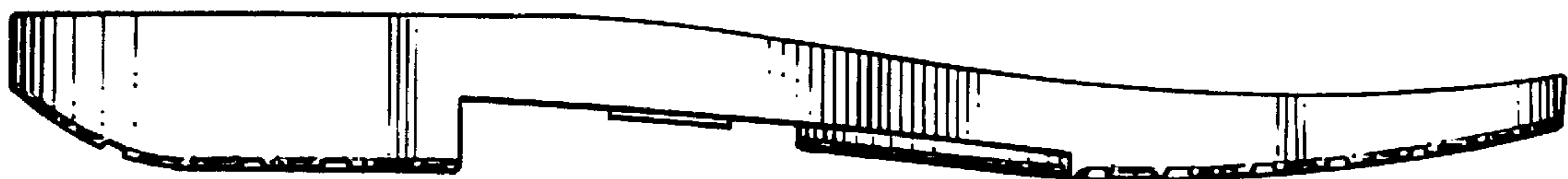


FIG. 9

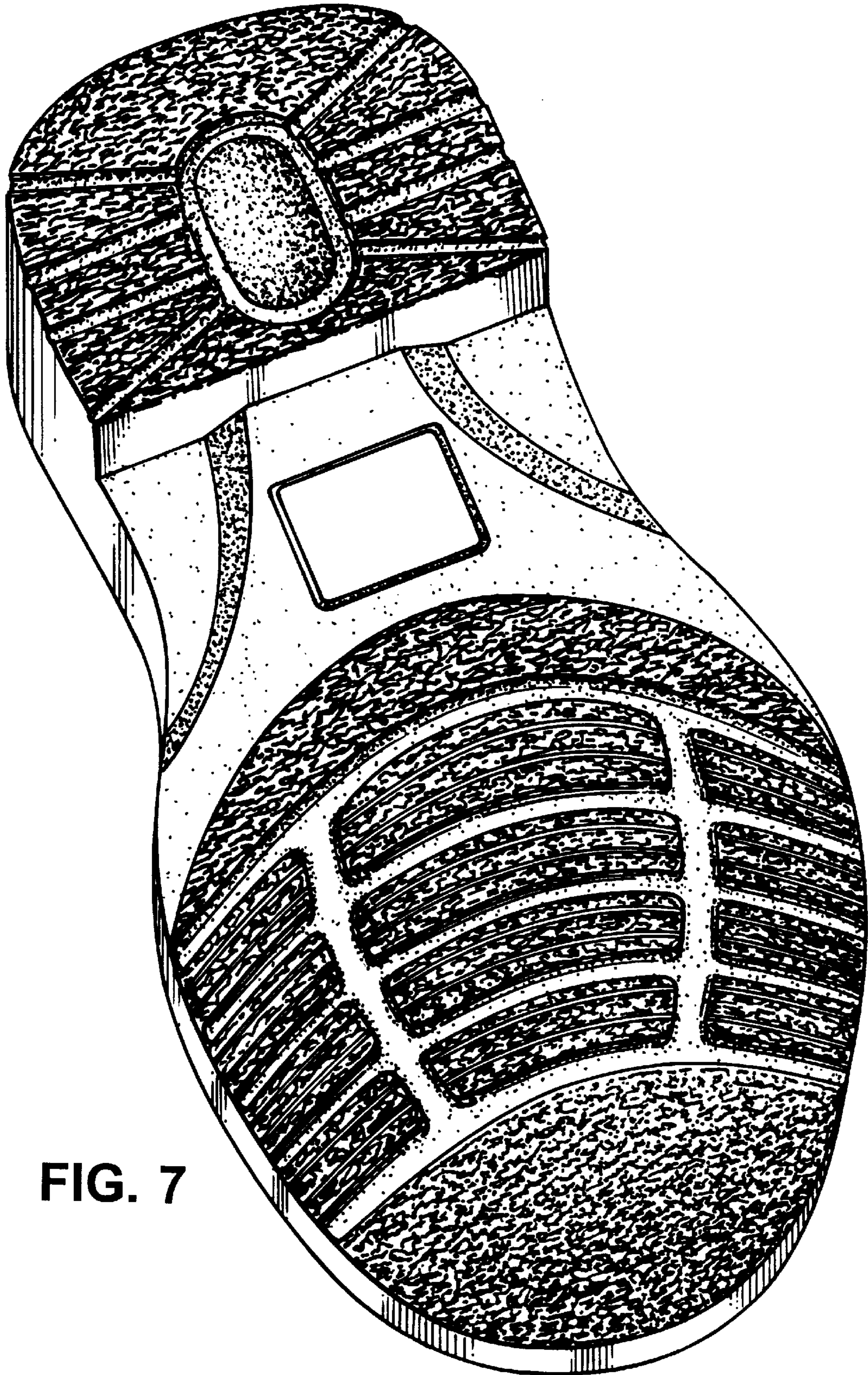


FIG. 7