



US00D400695S

United States Patent [19] Boatwalla

[11] Patent Number: Des. 400,695

[45] Date of Patent: **Nov. 10, 1998

[54] PAIR OF SHOE SOLES

[75] Inventor: **Cyrus D. Boatwalla**, New Canaan, Conn.

[73] Assignee: **H. H. Brown Shoe Company, Inc.**, Greenwich, Conn.

[**] Term: **14 Years**

[21] Appl. No.: **63,833**

[22] Filed: **Dec. 17, 1996**

[51] LOC (6) Cl. **02-04**

[52] U.S. Cl. **D2/951**

[58] Field of Search D2/951, 947, 952,
D2/953, 960; 36/25 R, 28, 29, 30 R, 32 R,
32 A, 31, 59 C, 59 R, 114

[56] **References Cited**

U.S. PATENT DOCUMENTS

D. 241,484	9/1976	Paredes	D2/954
D. 259,150	5/1981	Cesare et al.	D2/953
D. 296,152	6/1988	Selbiger	D2/954
D. 296,839	7/1988	Kelley	D2/954
D. 303,039	8/1989	Kelley	D2/953
5,012,597	5/1991	Thomasson	36/59 R
5,319,866	6/1994	Foley et al.	36/30 R
5,416,986	5/1995	Cole et al.	36/284 X

Primary Examiner—Doris V. Coles
Attorney, Agent, or Firm—Fish & Richardson P.C.

[57] **CLAIM**

The ornamental design for a pair of shoe soles, as shown and described.

DESCRIPTION

FIG. 1 is a bottom view of the design of the pair of shoe soles of the invention;
 FIG. 2 is a top view of the design of the pair of shoe soles of FIG. 1;
 FIG. 3 is a side view of the outer portion of the shoe sole of the left shoe of FIG. 1;
 FIG. 4 is a side view of the inner portion of the shoe sole of the left shoe of FIG. 1;
 FIG. 5 is a side view of the outer portion of the right shoe of FIG. 1;
 FIG. 6 is a side view of the inner portion of the shoe sole of the right shoe of FIG. 1;
 FIG. 7 is a front view of the design of the pair of shoe soles of FIG. 1;
 FIG. 8 is a rear view of the design of the pair of shoe soles of FIG. 1; and,
 FIG. 9 is a bottom perspective view of the design of the pair of shoe soles of FIG. 1.

1 Claim, 6 Drawing Sheets





FIG. 1

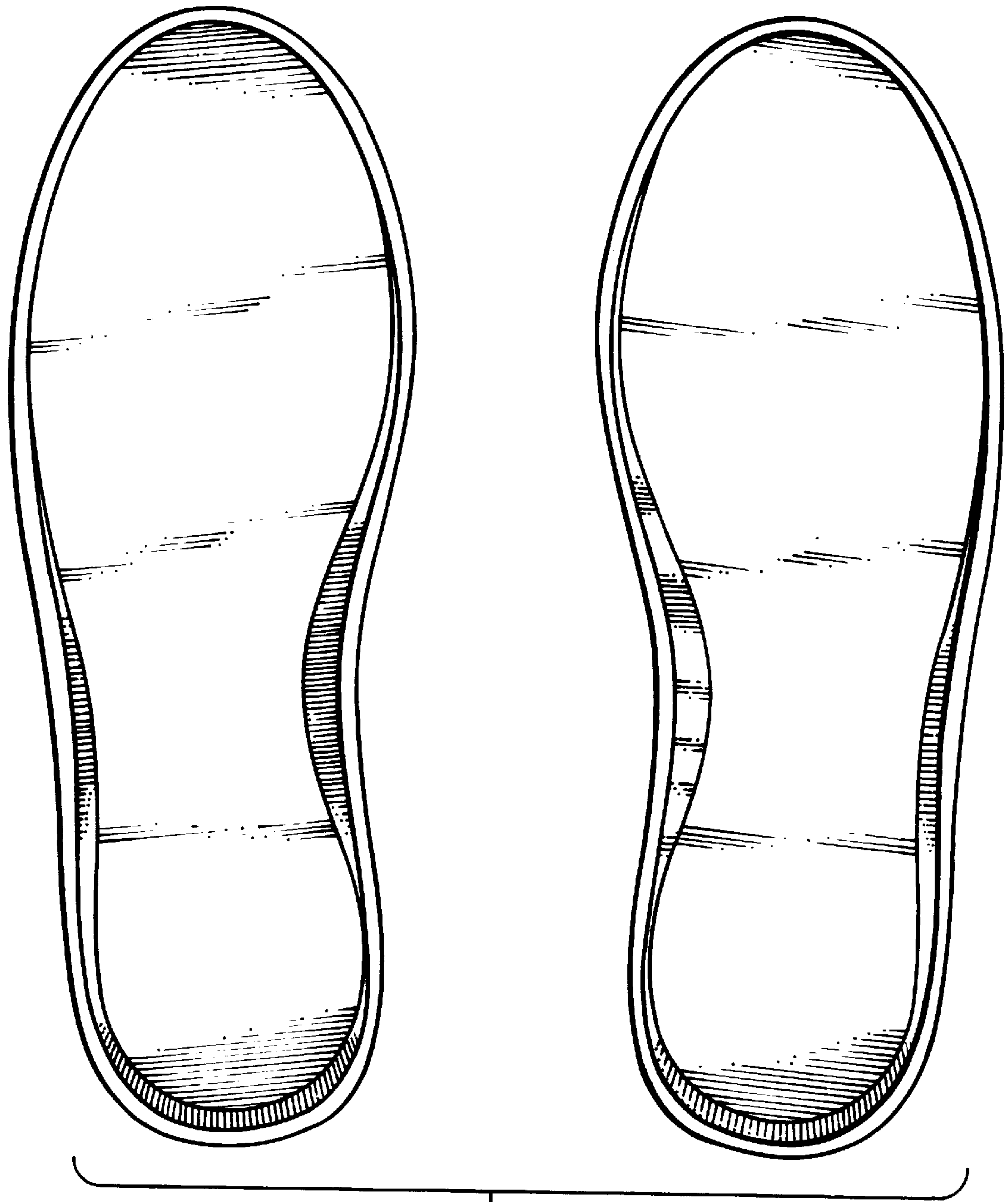


FIG. 2

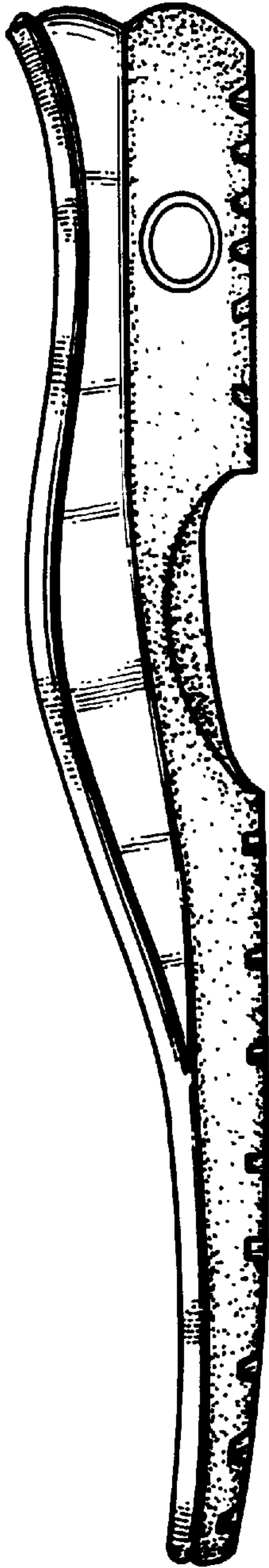


FIG. 3

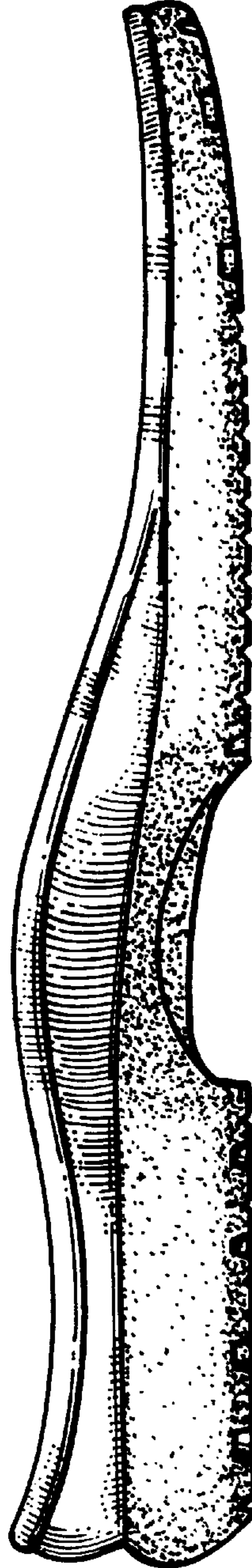


FIG. 4

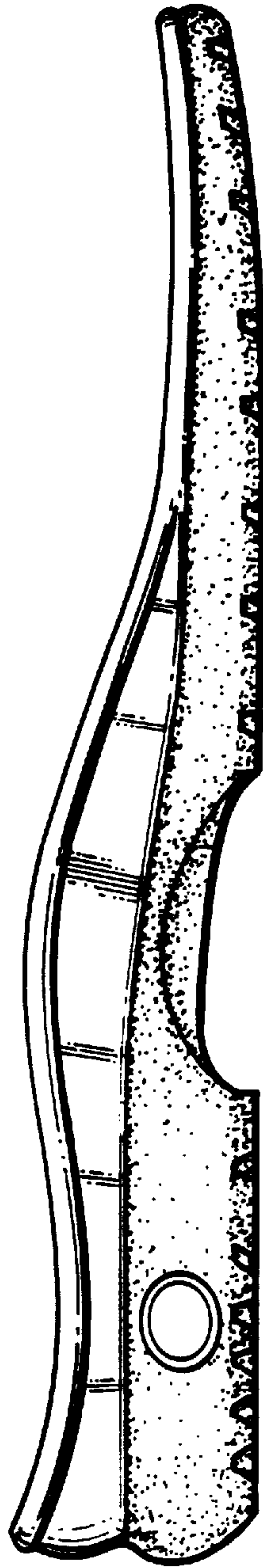


FIG. 5

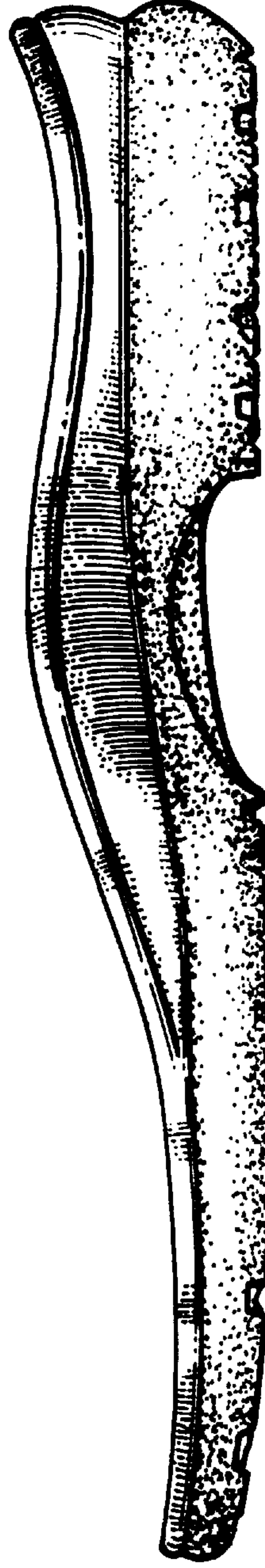


FIG. 6

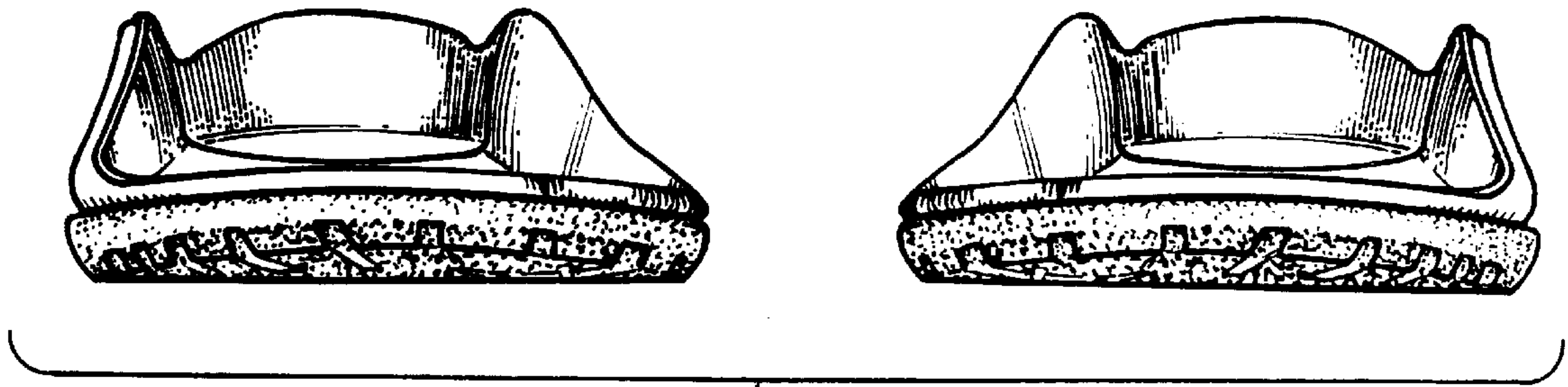


FIG. 7

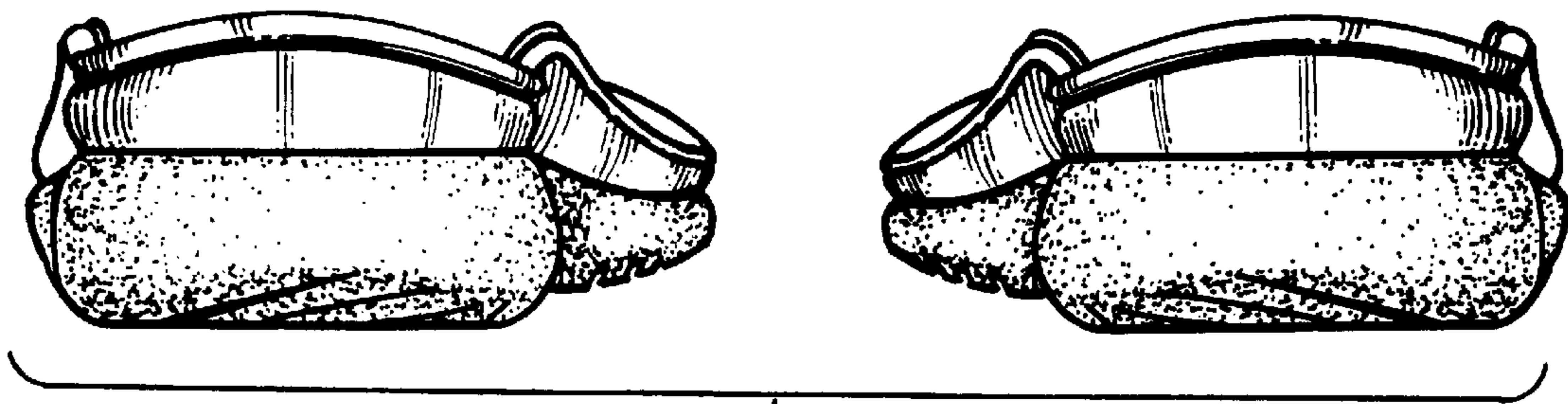


FIG. 8



FIG. 9