



US00D400690S

United States Patent [19] D'Andigne

[11] **Patent Number: Des. 400,690**

[45] **Date of Patent: **Nov. 10, 1998**

[54] **TIE PROTECTOR**

3,833,937 9/1974 Taylor 2/46
4,843,644 7/1989 Sugarman 2/46
4,888,827 12/1989 Lee 2/46 X

[75] Inventor: **Hervé D'Andigne**, Paris, France

[73] Assignee: **Dandy Clean, S.R.L.**, France

[**] Term: **14 Years**

Primary Examiner—Louis S. Zarfes
Assistant Examiner—Monica A. Weingart
Attorney, Agent, or Firm—Lerner, David, Littenberg,
Krumholz & Mentlik

[21] Appl. No.: **66,648**

[57] **CLAIM**

[22] Filed: **Feb. 19, 1997**

The ornamental design for a tie protector, as shown and described.

[30] **Foreign Application Priority Data**

Aug. 27, 1996 [FR] France 964906

DESCRIPTION

[51] **LOC (6) Cl.** **02-02**

FIG. 1 is a front, elevational view of a tie protector in accordance with the present invention, with the rear view being a mirror image thereof;

[52] **U.S. Cl.** **D2/860; D2/861**

FIG. 2 is left side, elevational view of the tie protector shown in FIG. 1 with the right side view being a mirror image thereof;

[58] **Field of Search** D2/853, 860, 861,
D2/862, 863, 864; 2/46, 48, 144

FIG. 3 is a top, plan view of the tie protector shown in FIG. 1; and,

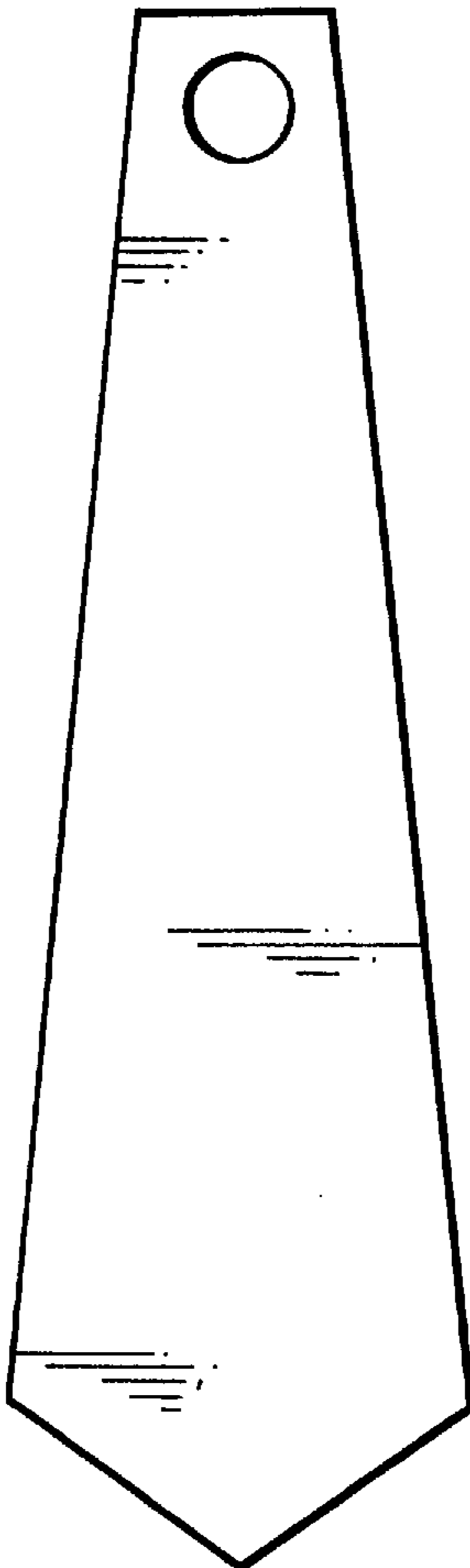
[56] **References Cited**

U.S. PATENT DOCUMENTS

D. 364,032 11/1995 Caley D2/861
2,747,192 5/1956 Katz 2/46
3,085,247 4/1963 Bixby 2/46
3,714,669 2/1973 Vorbau 2/46

FIG. 4 is bottom plan view of the tie protector shown in FIG. 1.

1 Claim, 1 Drawing Sheet



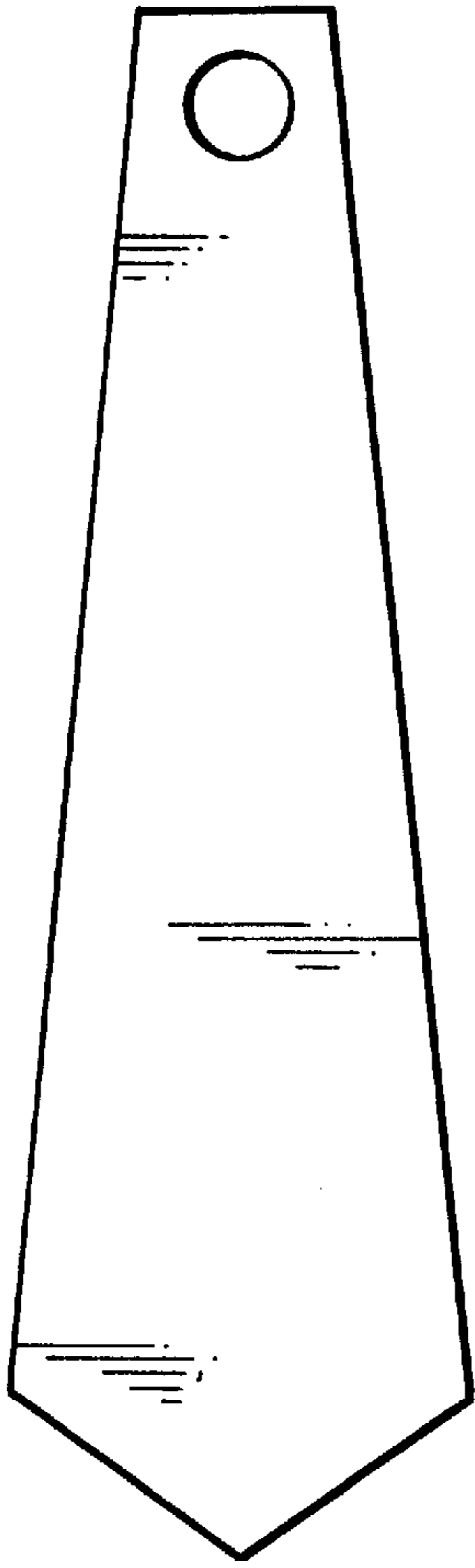


FIG. 1

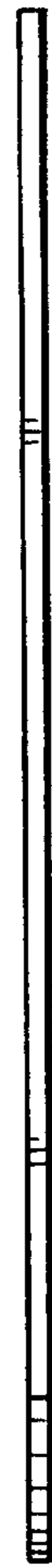


FIG. 2



FIG. 3



FIG. 4