



US00D400674S

United States Patent [19]
Miura

[11] **Patent Number: Des. 400,674**

[45] **Date of Patent: **Nov. 3, 1998**

[54] **MASK FOR MAINTAINING WARMTH IN NASAL AND LACRIMAL AREAS**

[76] Inventor: **Masuo Miura**, 190-13, Ooaza Kasanui, Hannoh-shi, Saitama-ken, Japan

[**] Term: **14 Years**

[21] Appl. No.: **53,299**

[22] Filed: **Apr. 19, 1996**

[30] **Foreign Application Priority Data**

Oct. 30, 1995 [JP] Japan 7-32675

[51] **LOC (6) Cl.** **29-02**

[52] **U.S. Cl.** **D24/110.1**

[58] **Field of Search** 128/857-860, 128/863, 206.12, 206.13, 206.19, 206.21, 206.23, 206.28, 206.29, 207.11; D24/110, 110.1-110.6; D29/108

[56] **References Cited**

U.S. PATENT DOCUMENTS

D. 219,082 10/1970 Bird D24/110.1

D. 271,059 10/1983 McKelvy D24/110.1
3,884,227 5/1975 Lutz et al. 128/206.19
4,037,593 7/1977 Tate, Jr. D29/108
4,941,470 7/1990 Hubbard et al. 128/206.13
5,467,765 11/1995 Maturaporn 128/206.12

Primary Examiner—Ruth McInroy
Attorney, Agent, or Firm—Deveau, Colton & Marquis


[57] **CLAIM**

The ornamental design for a mask for maintaining warmth in nasal and lacrimal areas, as shown and described.

DESCRIPTION

FIG. 1 is a front elevation view of a mask for maintaining warmth in nasal and lacrimal areas showing my new design; FIG. 2 is a rear elevational view thereof; FIG. 3 is a top plan view thereof; FIG. 4 is a bottom view thereof; FIG. 5 is a left side elevation view thereof; FIG. 6 is a right side elevation view thereof; and, FIG. 7 is a perspective view thereof, the person shown in broken lines is for illustrative purposes only and forms no part of the claimed design.

1 Claim, 5 Drawing Sheets






FIG. 1

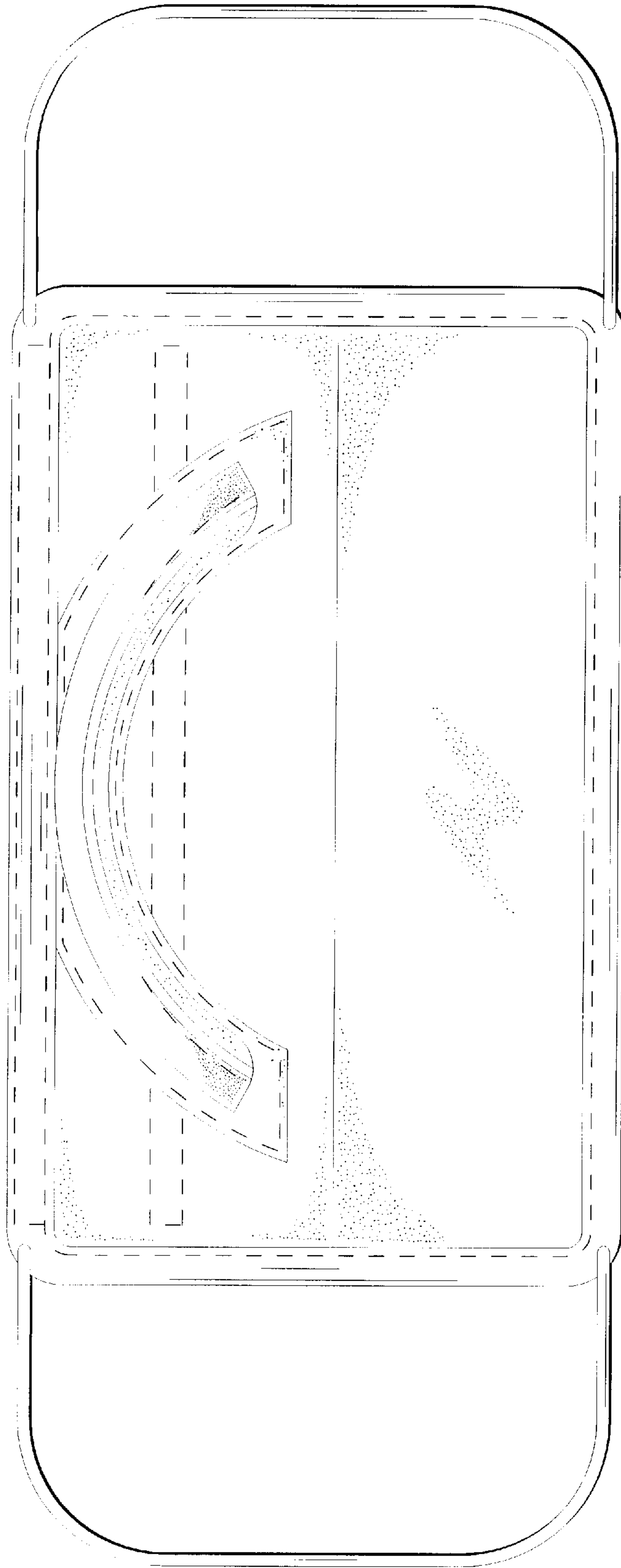


FIG. 2




FIG. 3




FIG. 4

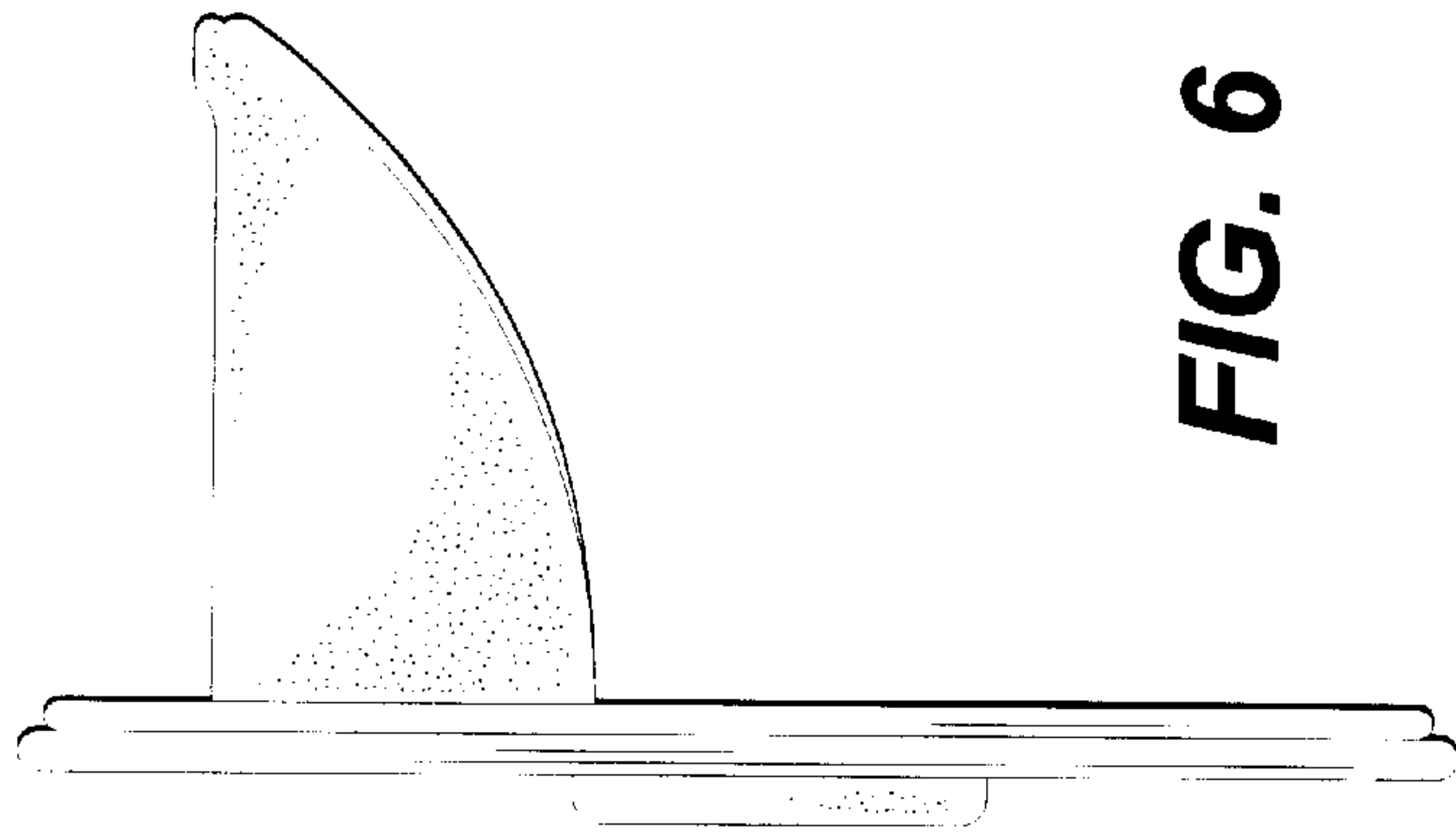


FIG. 6

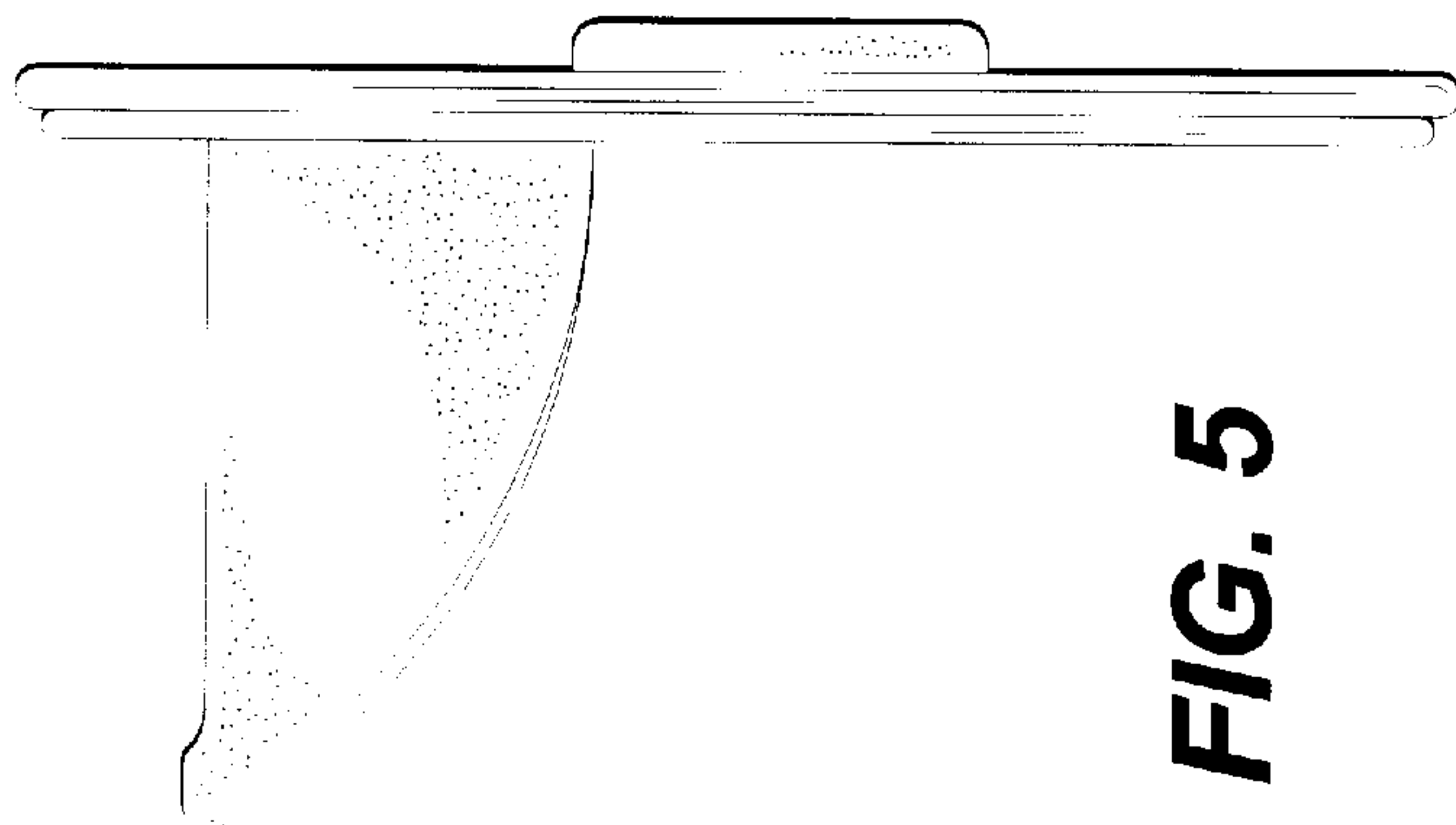


FIG. 5

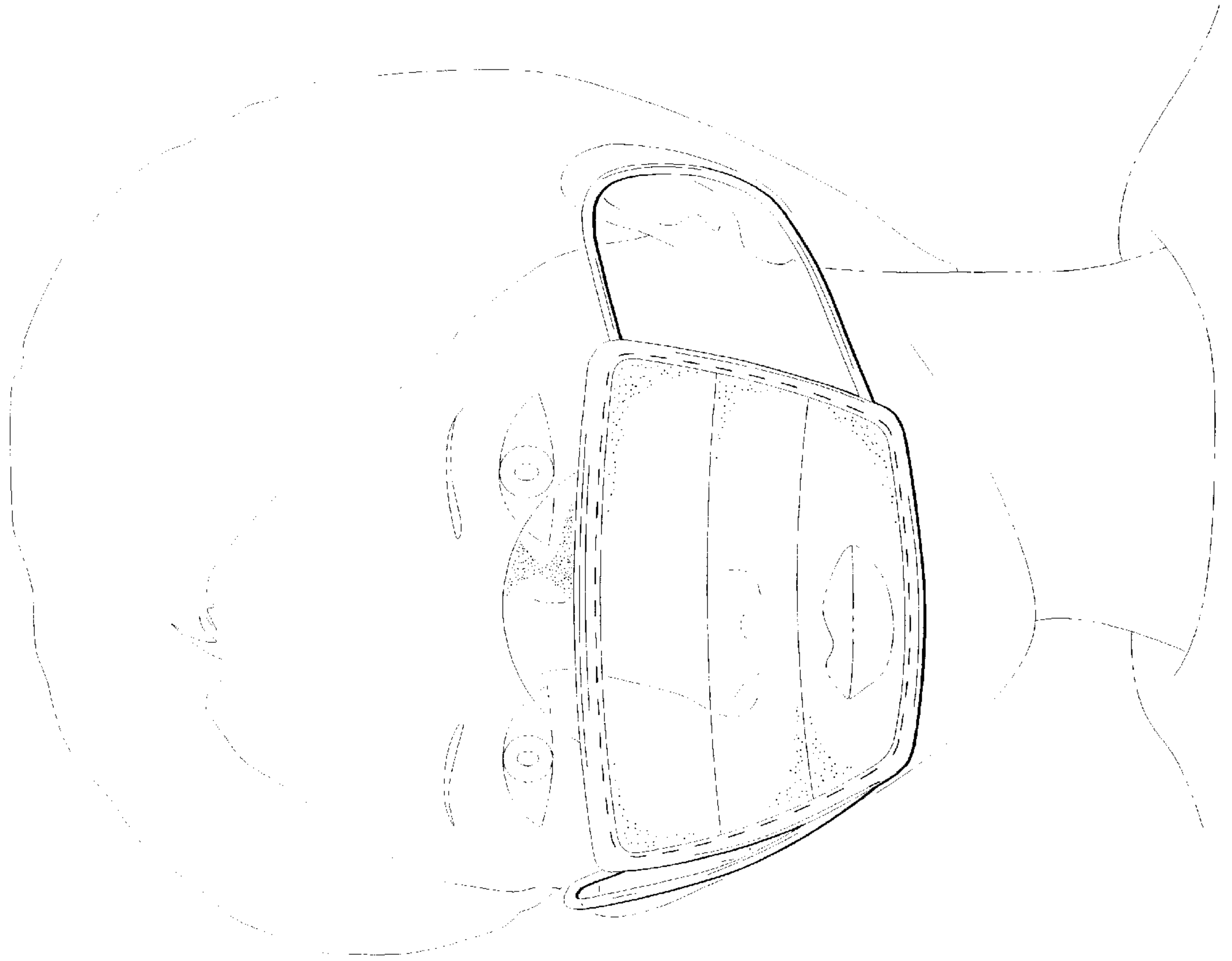


FIG. 7