



US00D400666S

United States Patent [19] Jaspers-Fayer

[11] **Patent Number:** **Des. 400,666**

[45] **Date of Patent:** ****Nov. 3, 1998**

[54] **CEILING FAN**

[75] Inventor: **Jan Jaspers-Fayer**, Idyllwild, Calif.

[73] Assignee: **Minka Lighting, Inc.**, Corona, Calif.

[**] Term: **14 Years**

[21] Appl. No.: **54,010**

[22] Filed: **May 3, 1996**

[51] **LOC (6) Cl.** **23-04**

[52] **U.S. Cl.** **D23/377; D23/379; D23/385**

[58] **Field of Search** **D23/377, 379, D23/385, 411; 416/5; 392/364; 362/96; D26/81-86, 88, 59, 51, 72, 73**

[56] **References Cited**

U.S. PATENT DOCUMENTS

D. 346,210 4/1994 Holbrook D23/377

OTHER PUBLICATIONS

Beverly Hills Co. Inc. Adv. Brochure p. 3, Ceiling Fan A, bottom left side of page.

Minka ♦ Aire Cat, p. 71, light fixture (B), upper middle side of page.

Primary Examiner—Lisa Lichtenstein
Attorney, Agent, or Firm—Jenkins & Gilchrist, P.C.

[57] **CLAIM**

The ornamental design for a ceiling fan, as shown and described.

DESCRIPTION

FIG. 1 is a front view of a ceiling fan incorporating my ornamental design;

FIG. 2 is a rear view of the ceiling fan of FIG. 1;


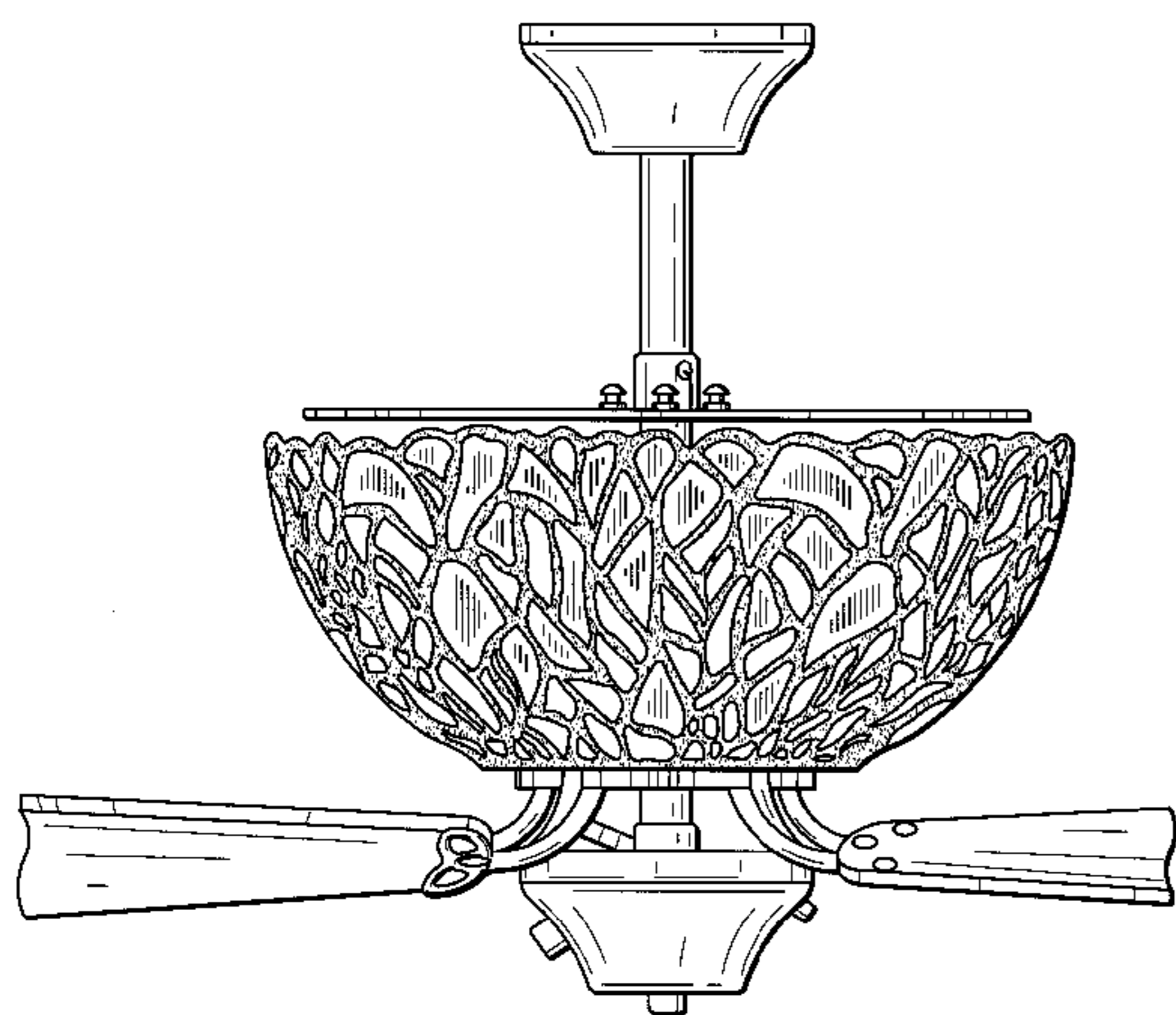
FIG. 3 is a side view of one side of the ceiling fan of FIG. 1;

FIG. 4 is a side view of an opposite side of the ceiling fan of FIG. 1; and,

FIG. 5 is a bottom view of the ceiling fan of FIG. 1.

The appearance of the top of the ceiling fan is not being claimed. Some of the fan blades have been shown broken-away to indicate indeterminate length.

1 Claim, 5 Drawing Sheets






FIG. 1




FIG. 2




FIG. 3




FIG. 4




FIG. 5