



US00D400645S

United States Patent [19] Kergoet

[11] **Patent Number: Des. 400,645**

[45] **Date of Patent: ***Nov. 3, 1998**

[54] **FAUCET**

[75] **Inventor: Francois Kergoet, Malakoff, France**

[73] **Assignee: Jacob Delafon, Paris, France**

[*] **Notice:** The term of this patent shall not extend beyond the expiration date of Pat. No. D. 397,205 and Pat. No. D. 398,956.

[**] **Term: 14 Years**

[21] **Appl. No.: 67,838**

[22] **Filed: Mar. 12, 1997**

[51] **LOC (6) Cl. 23-01**

[52] **U.S. Cl. D23/238**

[58] **Field of Search D23/238-243, D23/250-257; 4/675-678; 137/801**

[56] **References Cited**

U.S. PATENT DOCUMENTS

D. 253,607	9/1979	Haug	D23/238
D. 350,388	9/1994	Gottwald	D23/238
D. 350,389	9/1994	Gottwald	D23/238
D. 367,919	3/1996	Lobermeier	D23/238
D. 368,301	3/1996	Lobermeier	D23/238
D. 373,178	8/1996	Gottwald	D23/238

OTHER PUBLICATIONS

1995 Jacob Delaton catalog ad showing a "Tao 73226" bidet faucet.

1989 Rapetti ad showing a "Diva" bidet faucet.

Undated Hansa ad showing a faucet, admitted prior art.

Primary Examiner—Louis S. Zarfes

Assistant Examiner—Eric Watterson

Attorney, Agent, or Firm—Quarles & Brady

[57] **CLAIM**

The ornamental design for a faucet, as shown and described.

DESCRIPTION

FIG. 1 is a left, top, front perspective view of a plumbing faucet embodying my new design;

FIG. 2 is a left side elevational view thereof, the right side elevational view being a mirror image of the left side shown;

FIG. 3 is a front elevational view thereof;

FIG. 4 is a rear elevational view thereof;

FIG. 5 is a top plan view thereof; and,

FIG. 6 is a bottom plan view thereof.

The broken line representations of holes in FIGS. 1-3, and of an inner wall in FIG. 6, are for the purpose of illustration only, and form no part of the claimed design.

1 Claim, 3 Drawing Sheets

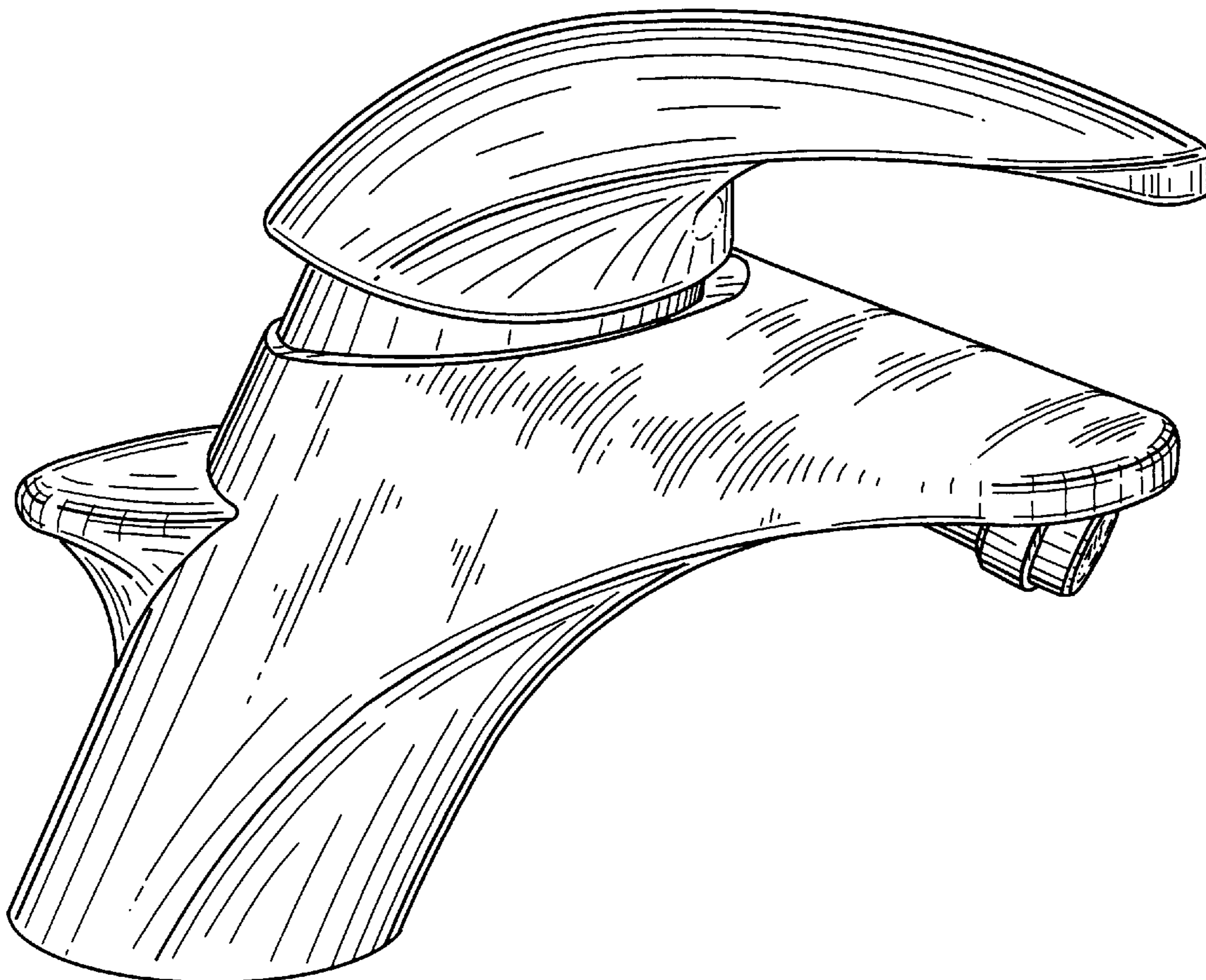


FIG. 1

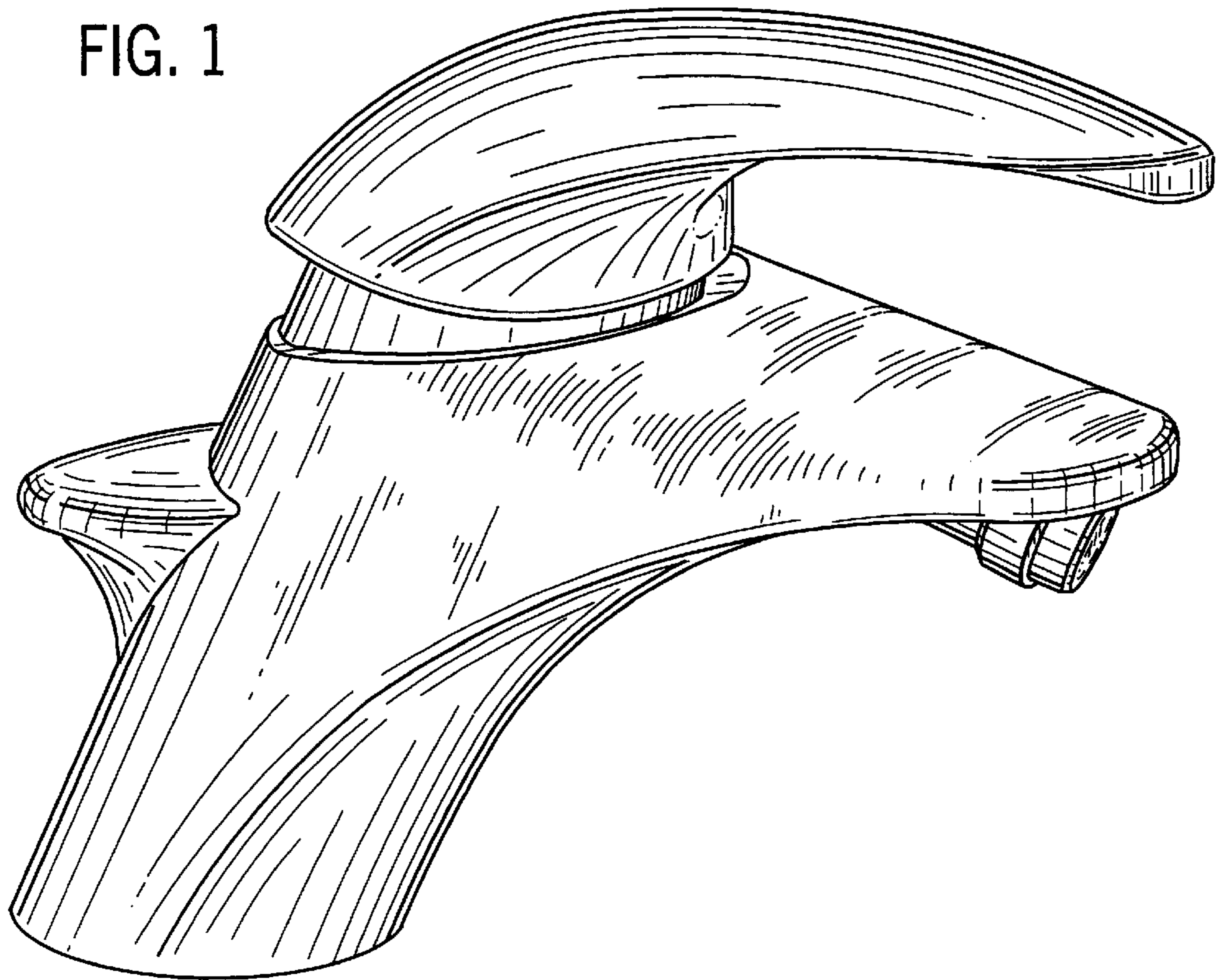


FIG. 2

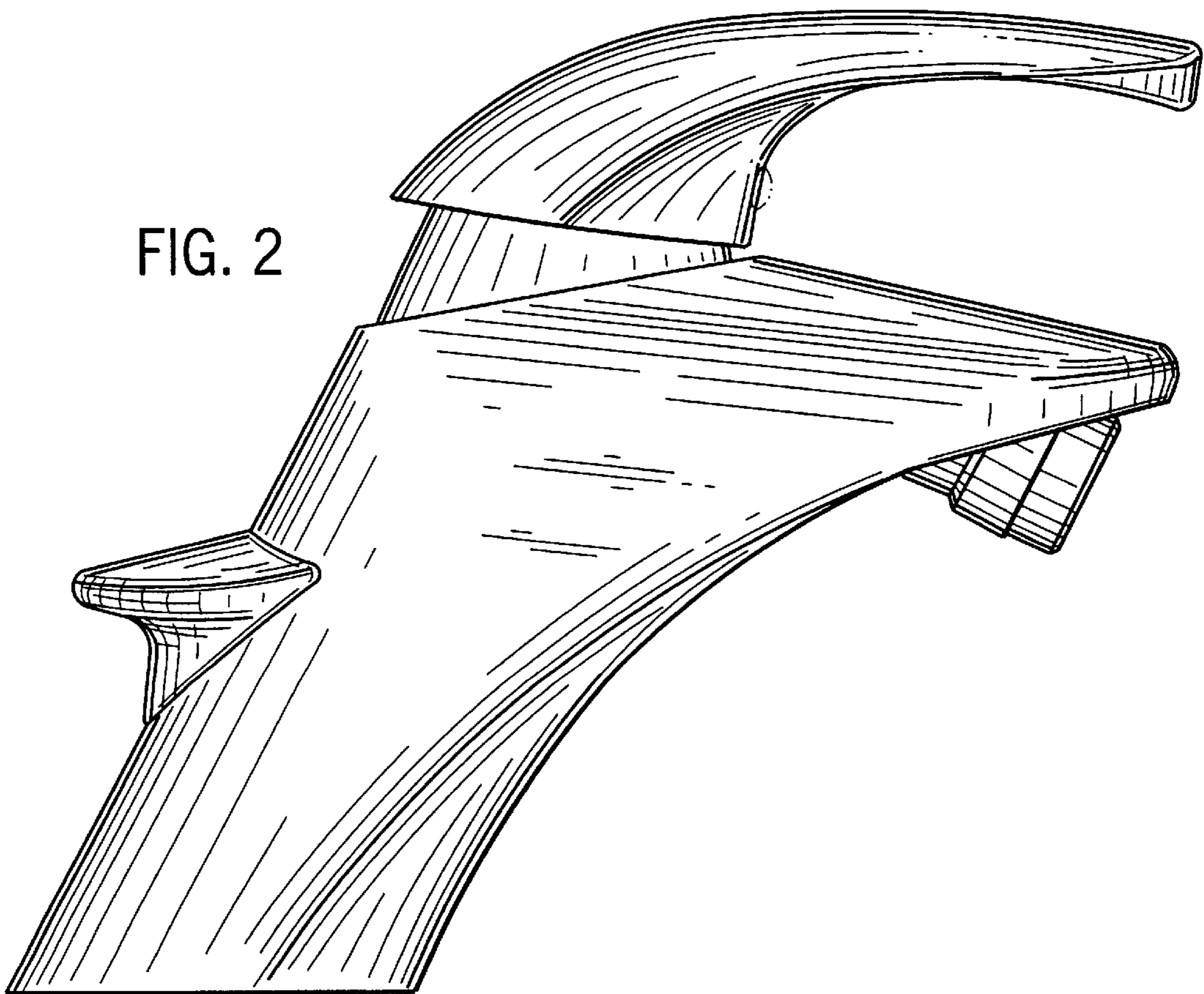


FIG. 3

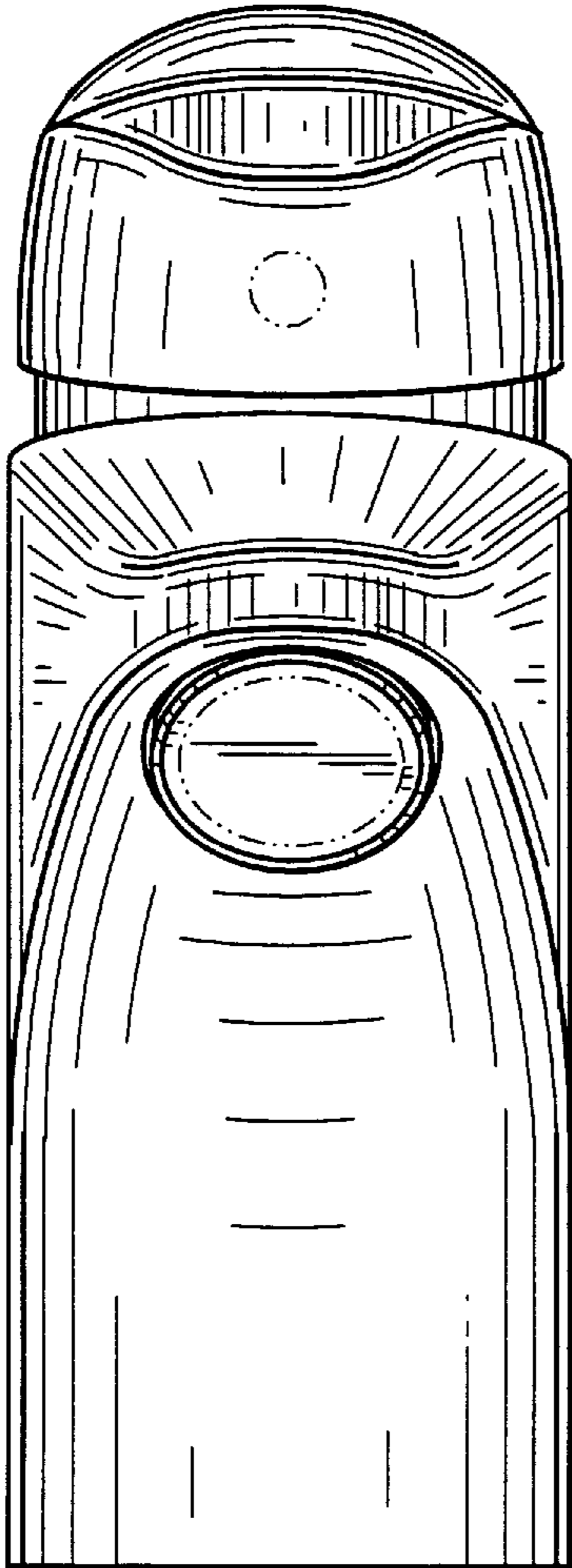


FIG. 4




FIG. 5

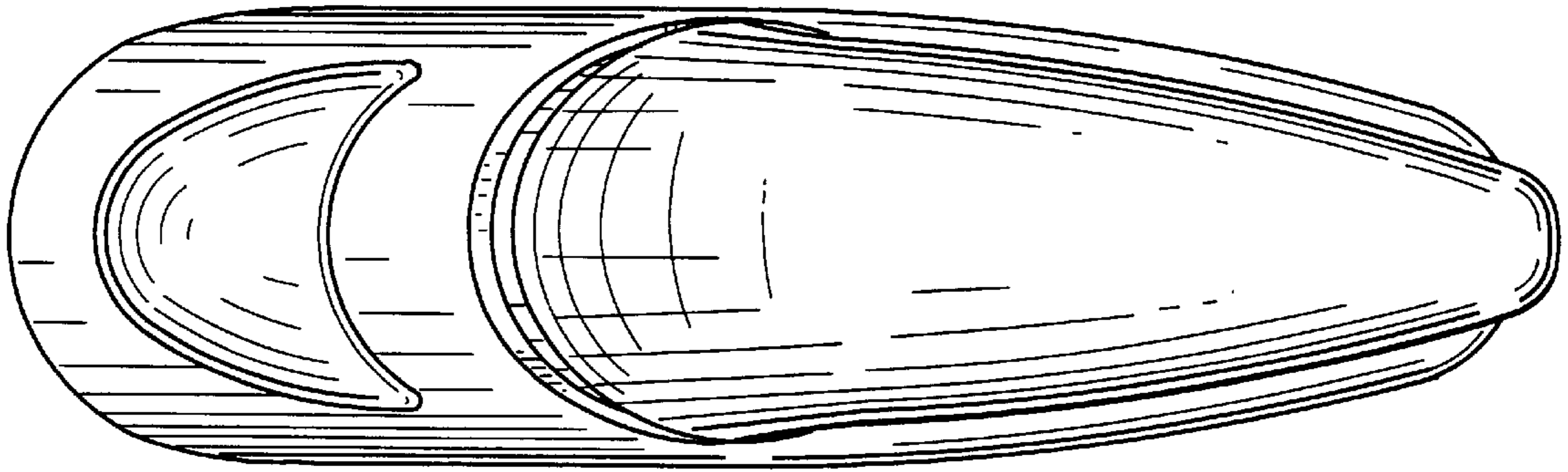


FIG. 6

