



US00D400622S

United States Patent [19] Shin

[11] **Patent Number: Des. 400,622**

[45] **Date of Patent: **Nov. 3, 1998**

[54] **GOLF TEE**

[75] Inventor: **Jai Moo Shin**, 18833 Nau Ave.,
Northridge, Calif. 91326

[73] Assignee: **Jai Moo Shin**, Northridge, Calif.

[**] Term: **14 Years**

[21] Appl. No.: **82,958**

[22] Filed: **Feb. 2, 1998**

[51] **LOC (6) Cl.** **21-02**

[52] **U.S. Cl.** **D21/718**

[58] **Field of Search** D21/208, 234,
D21/168; 473/387-403

[56] **References Cited**

U.S. PATENT DOCUMENTS

D. 271,509	11/1983	Hamson .	
D. 338,510	8/1993	Fellows .	
D. 349,848	8/1994	Gaultier	D21/168 X
D. 366,918	2/1996	Mathers .	
D. 367,092	2/1996	Gustine .	
1,542,505	6/1925	Jacobus .	
1,553,561	10/1925	Scott .	
5,193,803	3/1993	Flick, III .	

OTHER PUBLICATIONS

Collectible Golfing Novelties by Beverly Robb, p. 15, Golf Tease, Sep. 1996.

Collectible Golfing Novelties by Beverly Robb, p. 16, novelty women's legs, Sep. 1996.

Collectible Golfing Novelties by Beverly Robb, p. 16, novelty women's nude torso, Sep. 1996.

Primary Examiner—Ted Shooman

Assistant Examiner—Richelle Shelton

[57] **CLAIM**

The ornamental design for a golf tee, as shown.

DESCRIPTION

FIG. 1 is a perspective view of a golf tee showing my new design;

FIG. 2 is a front elevation view thereof;

FIG. 3 is a rear elevation view thereof;


FIG. 4 is a left elevation view thereof;

FIG. 5 is a right elevation view thereof;

FIG. 6 is a top plan view thereof; and,

FIG. 7 is a bottom plan view thereof.

1 Claim, 1 Drawing Sheet






FIG. 1

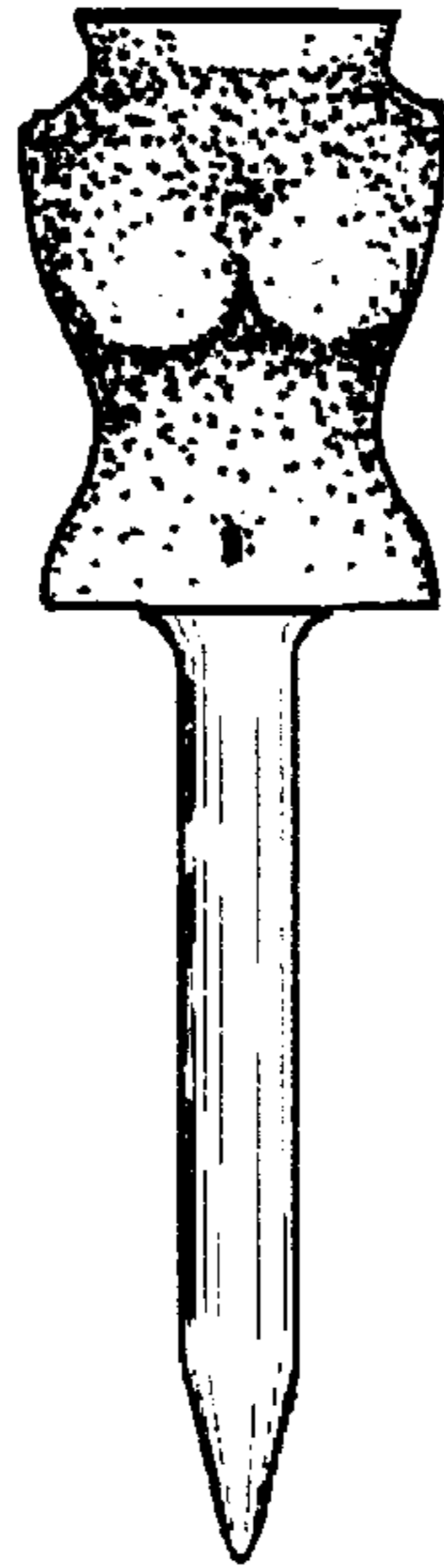


FIG. 2

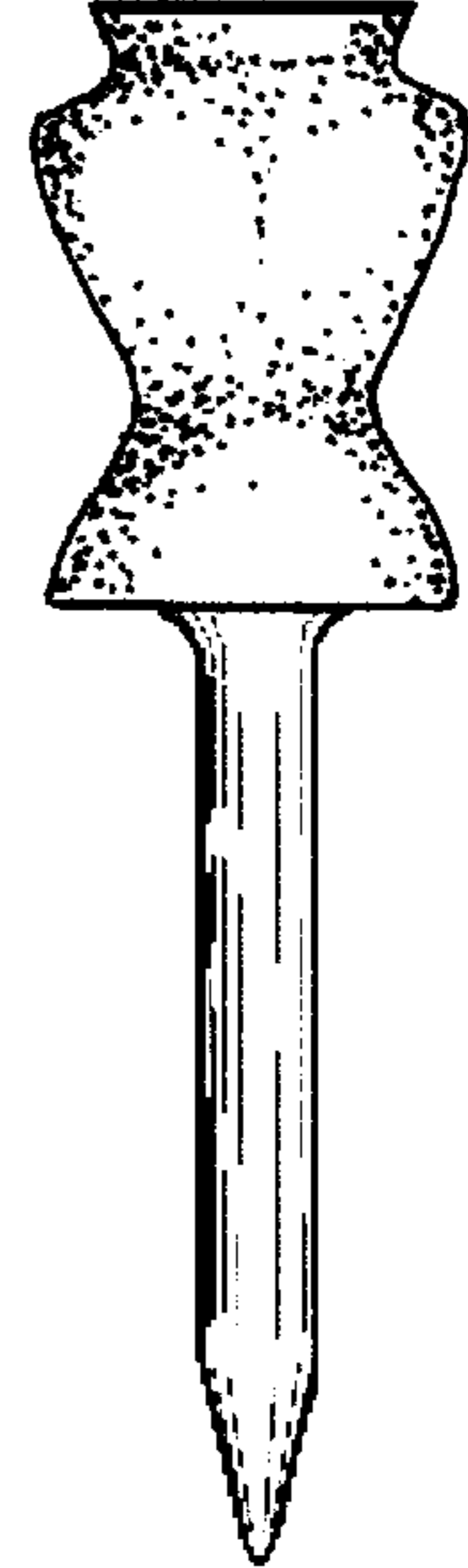


FIG. 3

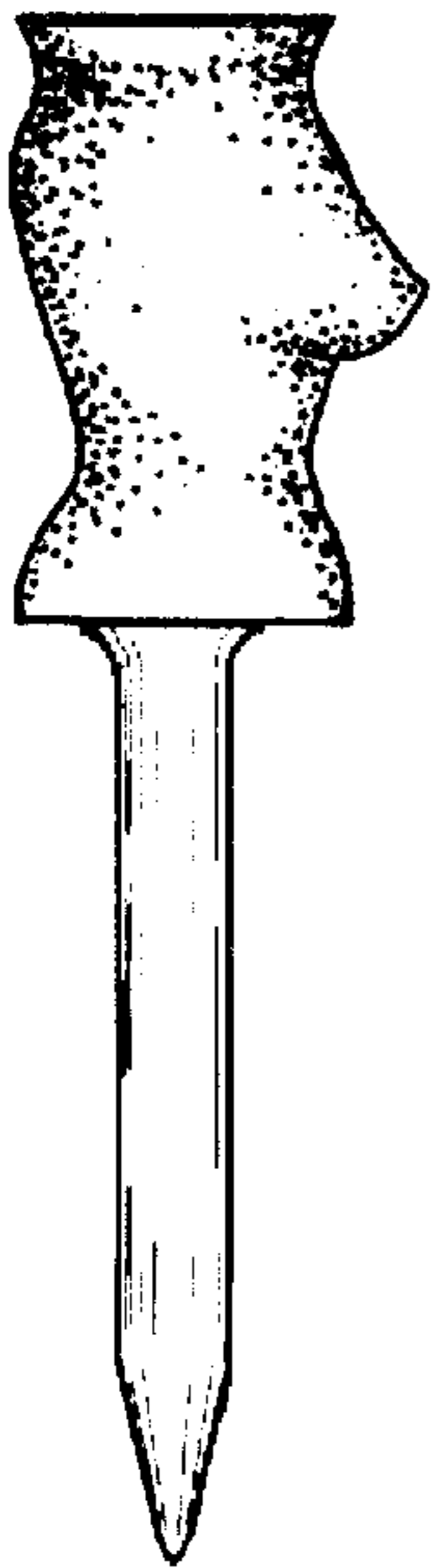


FIG. 4

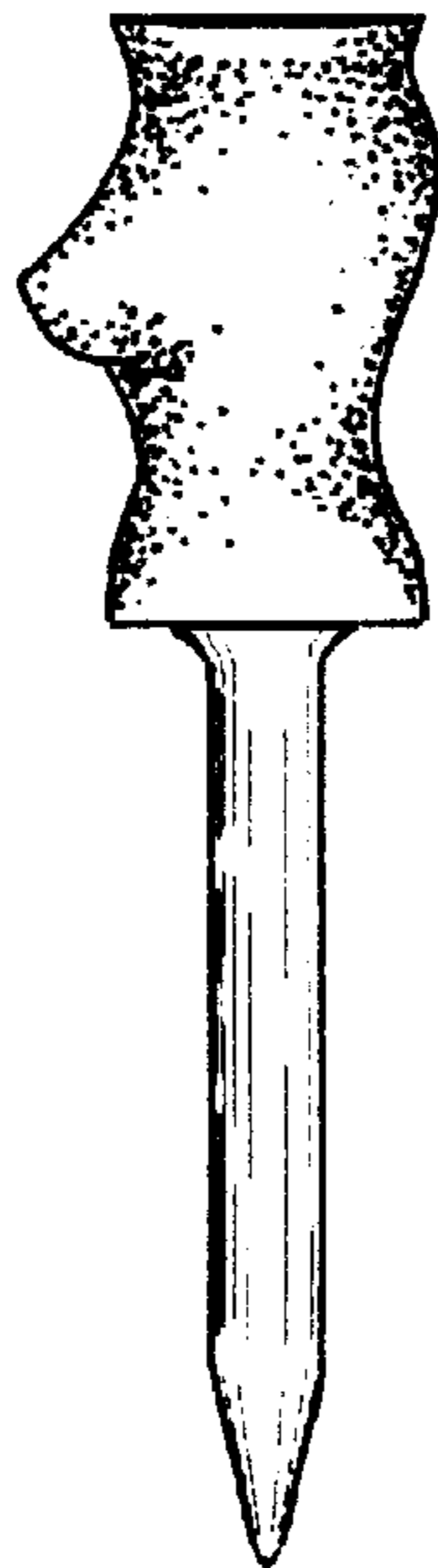


FIG. 5




FIG. 6




FIG. 7