



US00D400607S

United States Patent [19] Wiedner

[11] **Patent Number:** **Des. 400,607**
[45] **Date of Patent:** ****Nov. 3, 1998**

[54] **BASKETBALL BACKBOARD COVER**

[76] Inventor: **Mark C. Wiedner**, 738 Brentwood Ct.,
Glen Ellyn, Ill. 60137

[**] Term: **14 Years**

[21] Appl. No.: **63,375**

[22] Filed: **Dec. 9, 1996**

Related U.S. Application Data

[63] Continuation of Ser. No. 198,443, Feb. 18, 1994.

[51] **LOC (6) Cl.** **21-99**

[52] **U.S. Cl.** **D21/201; D3/254; D21/199;**
473/479

[58] **Field of Search** **D21/199-201;**
D6/502, 610, 611; D3/254; 473/472, 476,
479, 481, 485, 504, 100; 150/154; 206/315.1

[56] References Cited

U.S. PATENT DOCUMENTS

D. 331,521	12/1992	Kelldorf	D6/610 X
D. 332,546	1/1993	Waltner	D6/502 X
D. 340,580	10/1993	Hirschy	D6/610 X
663,306	12/1900	Tompkins .	
2,048,461	7/1936	Mosgoffian .	
2,052,771	9/1936	Johnson .	
2,132,799	10/1938	Ostrander .	
2,434,784	1/1948	Bardin .	
2,440,891	5/1948	Bockhold .	
2,517,463	8/1950	Cobb .	
2,652,875	9/1953	Puste .	
2,704,563	3/1955	Henrich .	
2,727,253	12/1955	Tomsic .	
2,764,765	10/1956	Woodruff, Sr. .	
3,087,524	4/1963	Dolnick	D6/610 X
3,166,112	1/1965	Fisher	D6/610 X
3,622,155	11/1971	Hirsch .	

4,330,101	5/1982	Andersen .
4,478,415	10/1984	Shaffer et al. .
4,492,049	1/1985	Gaylor .
4,944,971	7/1990	McLaughlin .
4,970,744	11/1990	Davis .
4,993,547	2/1991	Pallasch et al. .
5,018,564	5/1991	Anglin et al. .
5,020,177	6/1991	Etherington .
5,046,207	9/1991	Chamberlain .
5,120,054	6/1992	Wetzel .
5,195,742	3/1993	Bailey .
5,224,699	7/1993	Zaruba .
5,280,904	1/1994	Rodriguez .

OTHER PUBLICATIONS

Home Furnishings—Terence Conran, Chair Covers, p. 122,
©1986.

Primary Examiner—Ted Shooman
Assistant Examiner—Richelle Shelton
Attorney, Agent, or Firm—Brinks Hofer Gilson & Lione

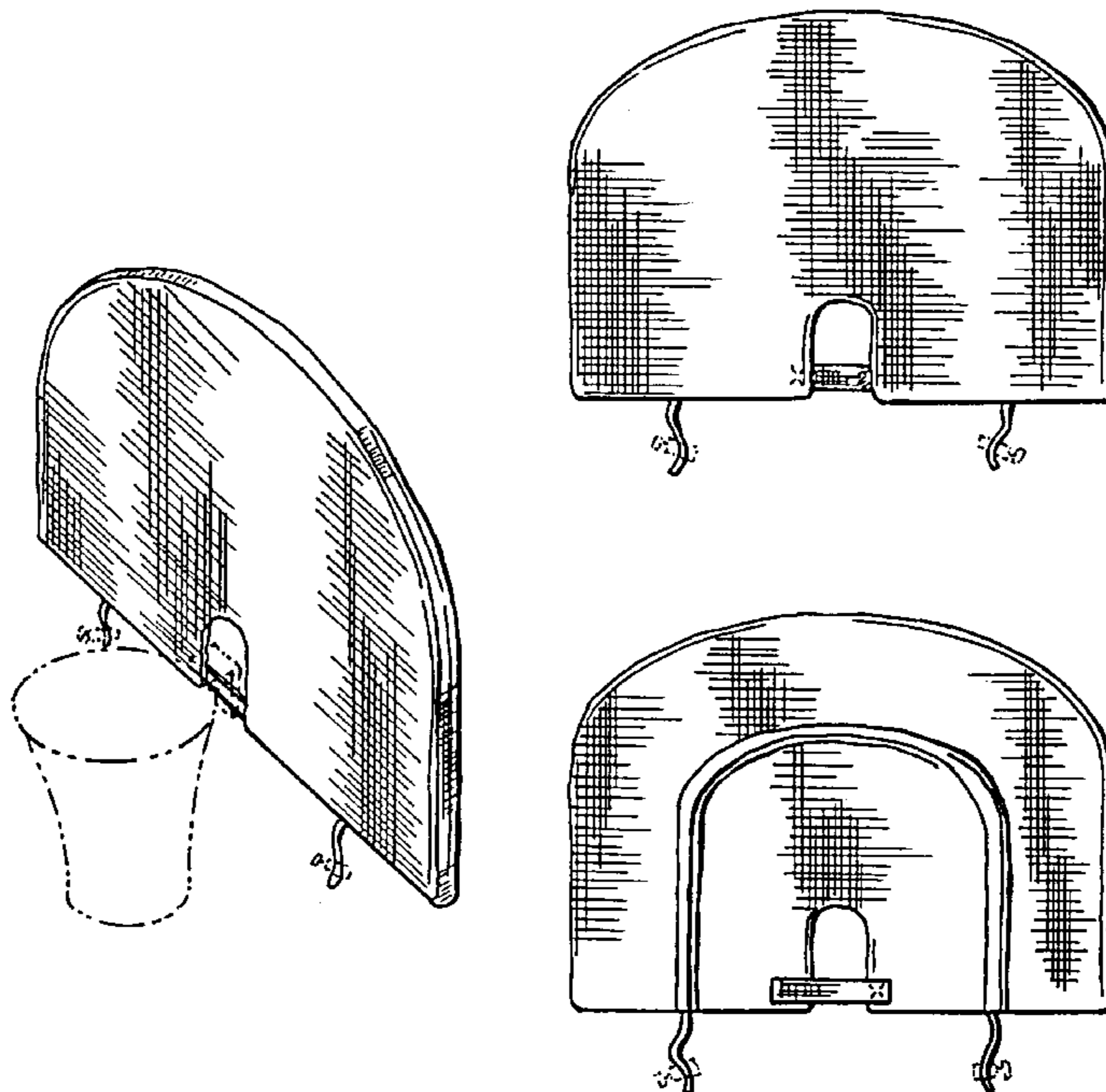
[57] CLAIM

The ornamental design for a basketball backboard cover, as shown and described.

DESCRIPTION

FIG. 1 is a perspective view of a basketball backboard cover showing the new design, the basketball hoop shown in broken lines is for illustrative purposes only and forms no part of the claimed design;
FIG. 2 is a top plan view thereof;
FIG. 3 is a bottom plan view thereof;
FIG. 4 is a front elevational view thereof;
FIG. 5 is a rear elevational view thereof; and,
FIG. 6 is a side elevational view thereof.
For ease of illustration due to the flexible structure, the drawstring varies slightly in position throughout the figures.

1 Claim, 1 Drawing Sheet



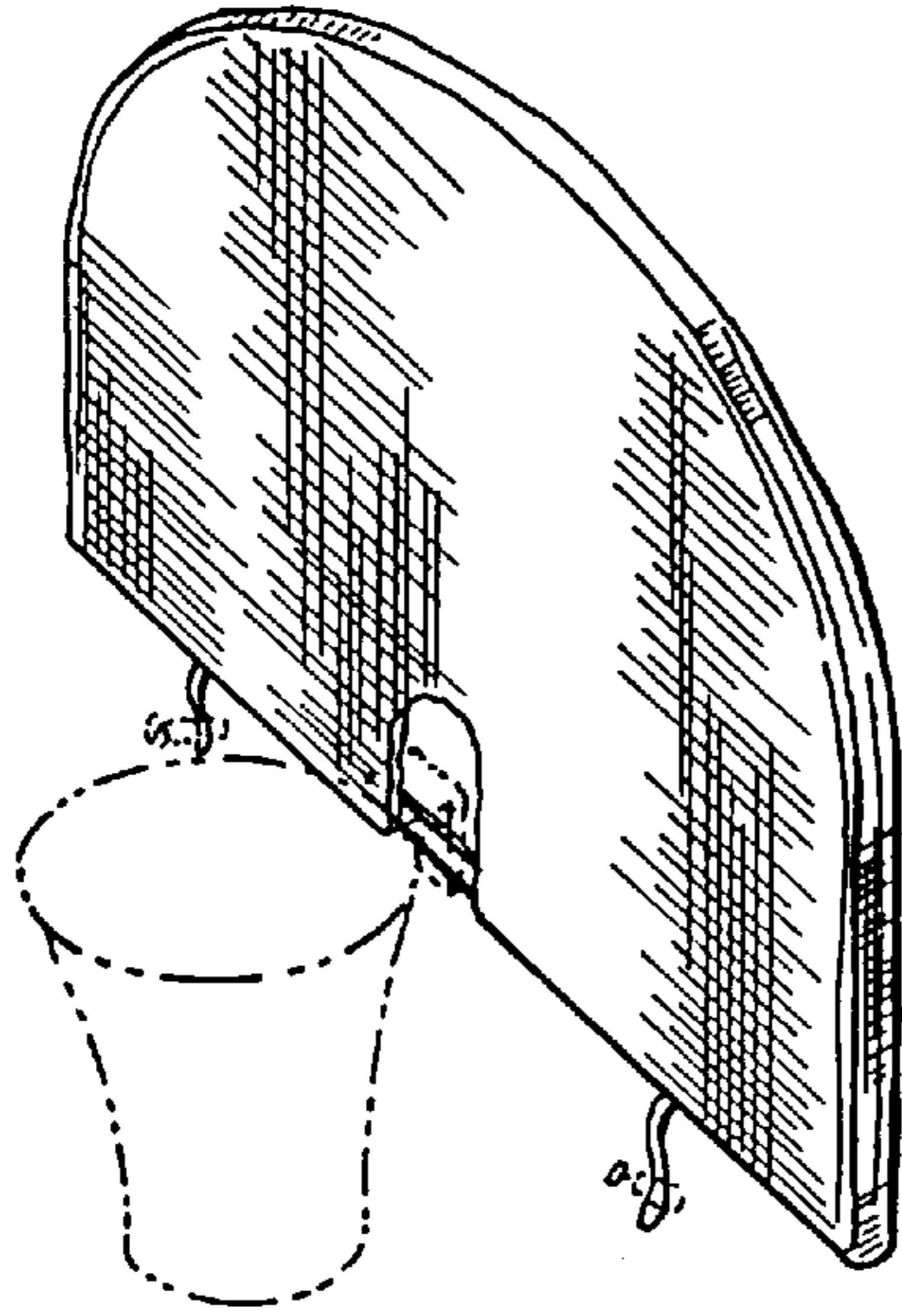


Fig. 1



Fig. 2

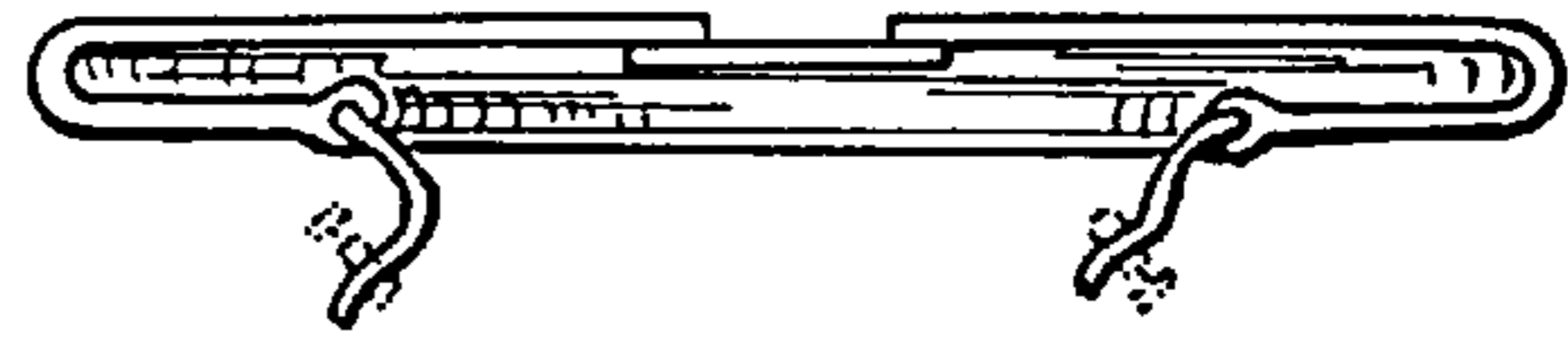


Fig. 3

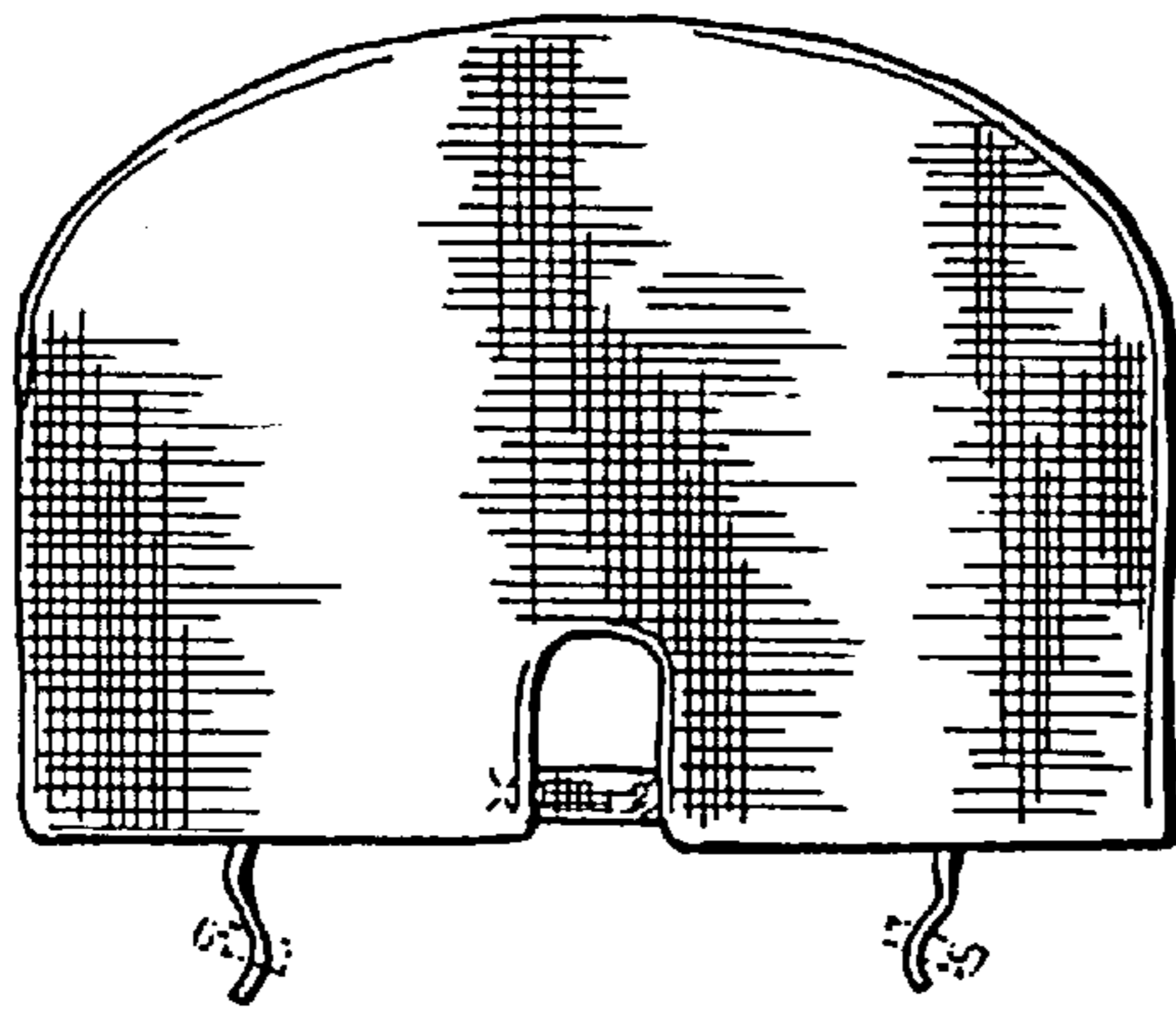


Fig. 4

Fig. 5

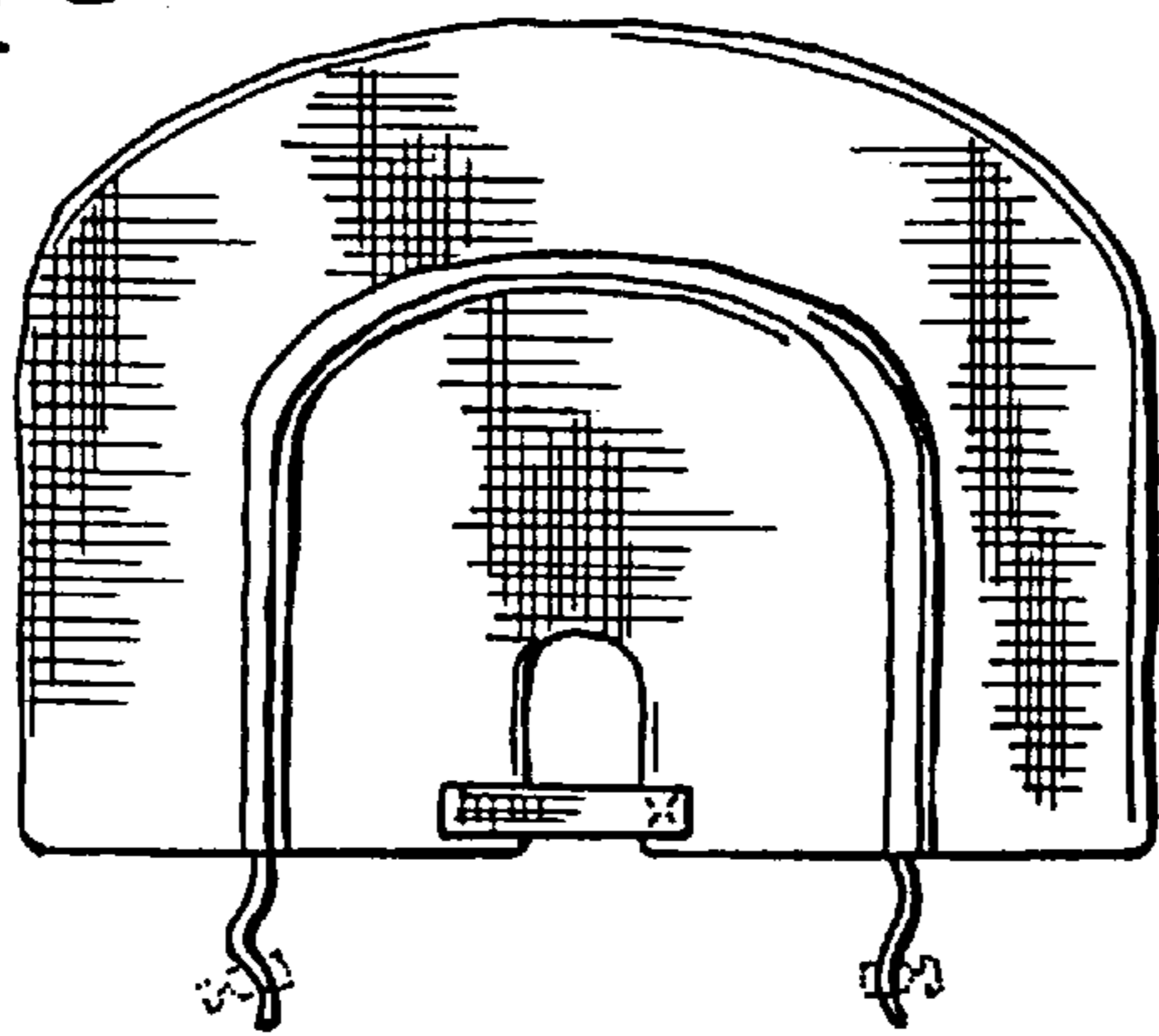


Fig. 6

UNITED STATES PATENT AND TRADEMARK OFFICE
CERTIFICATE OF CORRECTION

PATENT NO. : Des. 400,607
DATED : November 3, 1998
INVENTOR(S) : Mark C. Wiedner

It is certified that error appears in the above-identified patent and that said Letters Patent is hereby corrected as shown below:

On the Title Page

In column 2, FIG. 6, under "DESCRIPTION", after "thereof" please insert --the opposite side elevational view being a mirror image--.

Signed and Sealed this
Twenty-fourth Day of April, 2001

Attest:



NICHOLAS P. GODICI

Attesting Officer

Acting Director of the United States Patent and Trademark Office