



US00D400590S

United States Patent [19]
Stewart

[11] **Patent Number: Des. 400,590**

[45] **Date of Patent: ***Nov. 3, 1998**

[54] **DESKTOP ACCESSORY**

[76] Inventor: **William Stewart**, 20500 Sunnyside, St. Clair Shores, Mich. 48080

[*] Notice: The term of this patent shall not extend beyond the expiration date of Pat. No. Des. 364,823.

[**] Term: **14 Years**

[21] Appl. No.: **59,564**

[22] Filed: **Sep. 13, 1996**

[51] **LOC (6) Cl.** **19-02**

[52] **U.S. Cl.** **D19/97; D21/148**

[58] **Field of Search** D19/81-85, 95, D19/96, 97, 99, 100; D11/157, 158; D21/148; 40/358, 642; 446/268, 369; 206/457; D9/307, 310, 318; 428/542.2

[56] **References Cited**

U.S. PATENT DOCUMENTS

D. 158,642 5/1950 Braunberger D11/158

D. 255,134 5/1980 Tingey D21/148
D. 270,653 9/1983 Miller D21/148 X
D. 299,695 2/1989 Hine D11/158 X
D. 364,823 12/1995 Stewart D10/44
4,934,980 6/1990 Egolf et al. D21/148 X

Primary Examiner—Martie K. Holtje
Attorney, Agent, or Firm—Patent & Trademark Services; Joseph H. McGlynn

[57] **CLAIM**

The ornamental design for a desktop accessory, as shown and described.

DESCRIPTION

FIG. 1 is a front elevational view of the desktop accessory showing my new design;
FIG. 2 is a rear elevational view of the desktop accessory;
FIG. 3 is a left side elevational view of the desktop accessory;
FIG. 4 is a bottom plan view of the desktop accessory; and,
FIG. 5 is a top plan view of the desktop accessory.

1 Claim, 2 Drawing Sheets




FIG. 1




FIG. 2

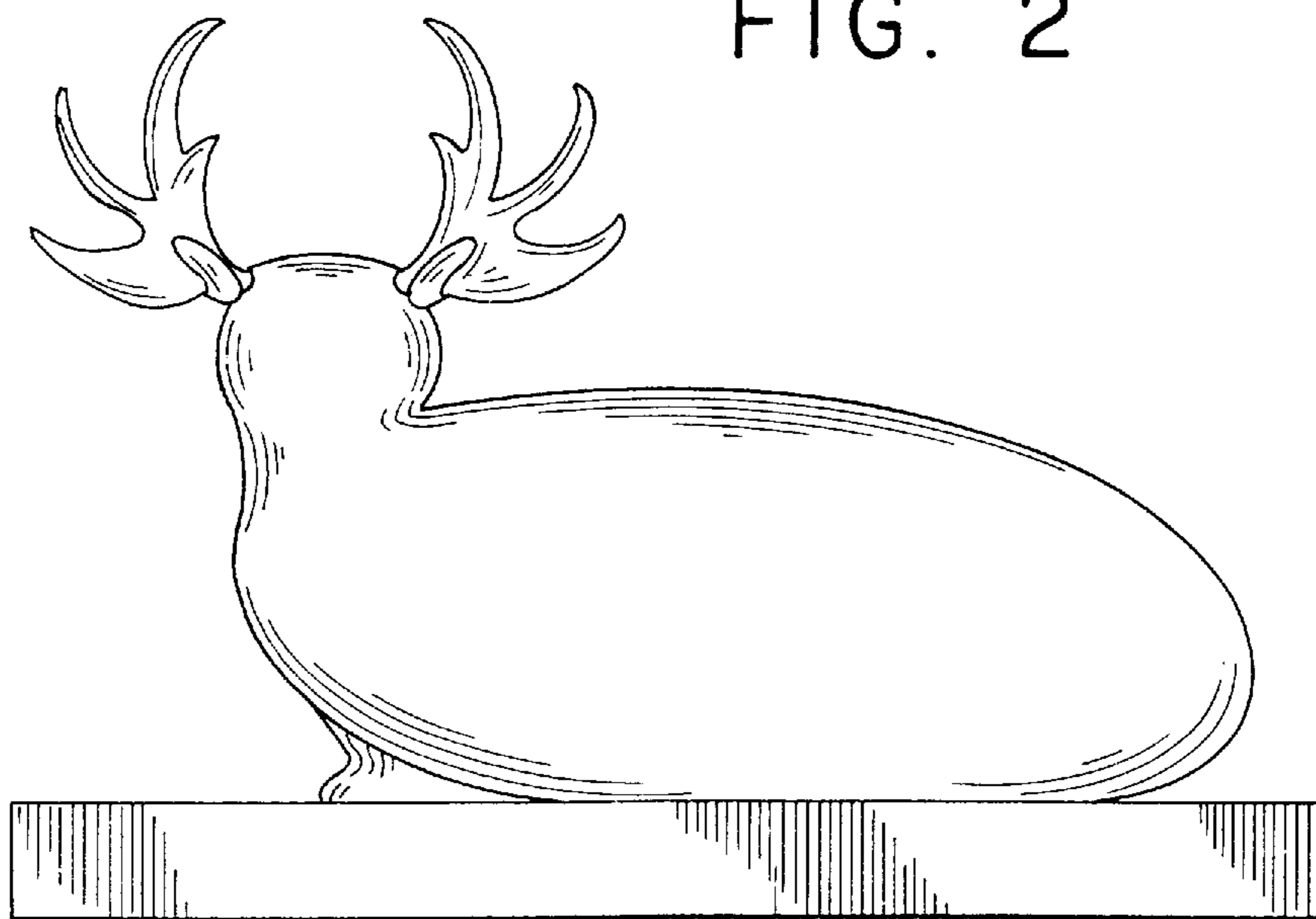


FIG. 3




FIG. 4

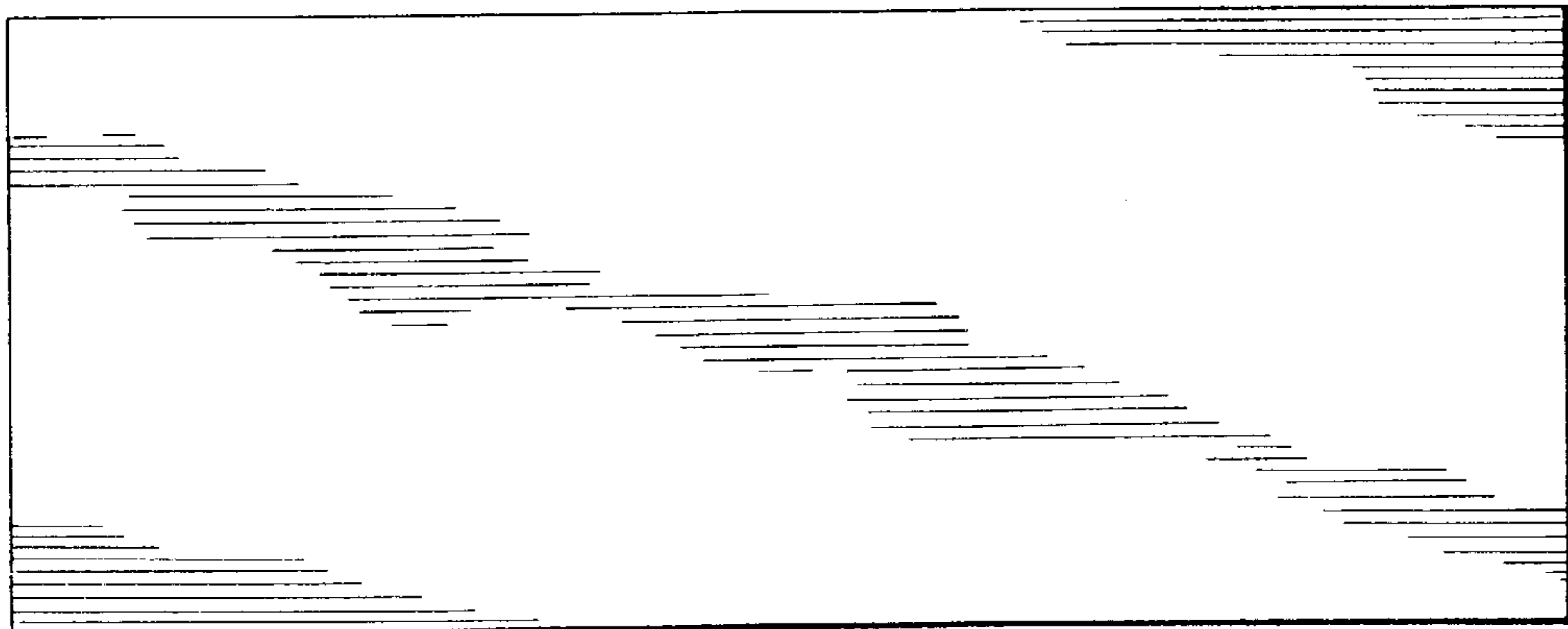


FIG. 5

