



US00D400579S

United States Patent [19] Ham

[11] **Patent Number: Des. 400,579**

[45] **Date of Patent: **Nov. 3, 1998**

[54] **DATA PEN**

[75] Inventor: **Soojung Ham**, Providence, R.I.

[73] Assignee: **A. T. Cross Company**, Lincoln, R.I.

[**] Term: **14 Years**

[21] Appl. No.: **79,013**

[22] Filed: **Nov. 6, 1997**

[51] **LOC (6) Cl.** **19-06**

[52] **U.S. Cl.** **D19/36; D19/46; D19/51;**
D19/56; D14/116; D26/38

[58] **Field of Search** D26/37, 38, 39;
D19/35, 36, 41-51, 53-58, 81-85; 401/99,
100, 103, 104, 110, 116, 209, 52, 195;
362/118, 259, 109, 800; D14/116, 114;
235/462, 472, 375

[56] **References Cited**

U.S. PATENT DOCUMENTS

D. 215,042	8/1969	Di Spirito	D19/51
D. 230,403	2/1974	Englund	D14/116
D. 242,632	12/1976	McPherson	D14/116
D. 323,189	1/1992	Tu	D19/43 X
D. 343,418	1/1994	Dugelay	D19/51
D. 355,932	2/1995	Beffa	D19/36
D. 364,641	11/1995	Osterhout	D19/36
1,900,669	3/1933	Sheaffer et al.	401/52

5,065,003 11/1991 Wakatsuki 235/472
5,617,304 4/1997 Huang 362/118

Primary Examiner—Martie K. Holtje
Attorney, Agent, or Firm—Notaro & Michalos P.C.

[57] **CLAIM**

The ornamental design for a data pen, as shown and described.

DESCRIPTION

FIG. 1 is a right side elevational view of a data pen, showing my new design therefor;
FIG. 2 is a front elevational view thereof;
FIG. 3 is a top plan view thereof;
FIG. 4 is a rear elevational view thereof;
FIG. 5 is a bottom plan view thereof;
FIG. 6 is a right side elevational view of a data pen showing a second embodiment of my design;
FIG. 7 is a front elevational view thereof;
FIG. 8 is a top plan view thereof;
FIG. 9 is a rear elevational view thereof;
FIG. 10 is a bottom plan view thereof;
FIG. 11 is a right side elevational view of a data pen showing a third embodiment of my new design;
FIG. 12 is a front elevational view thereof;
FIG. 13 is a top plan view thereof;
FIG. 14 is a rear elevational view thereof; and,
FIG. 15 is a bottom plan view thereof.

1 Claim, 3 Drawing Sheets

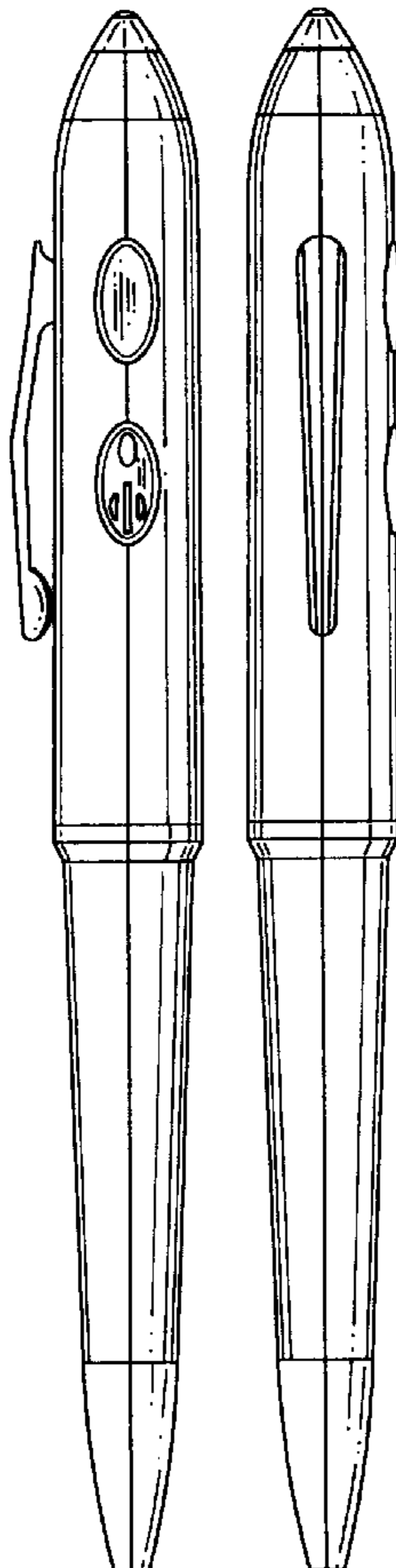


FIG. 3

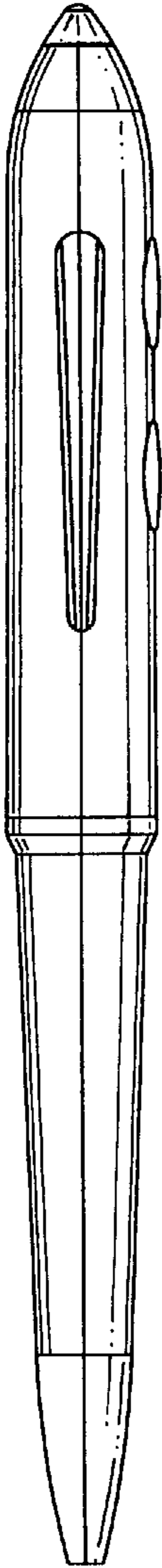
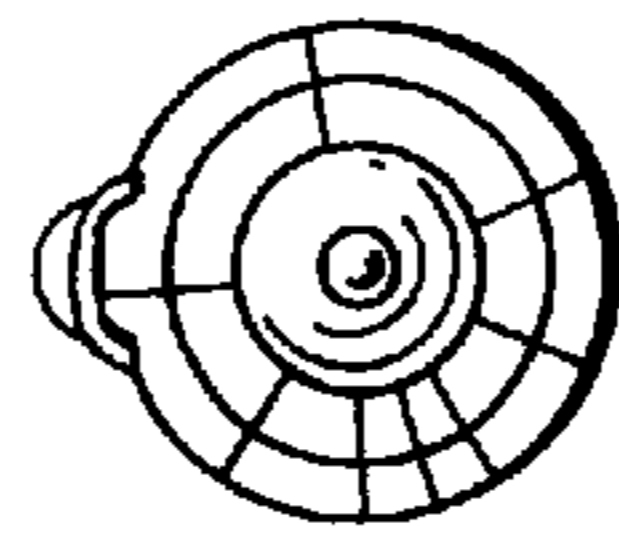


FIG. 2

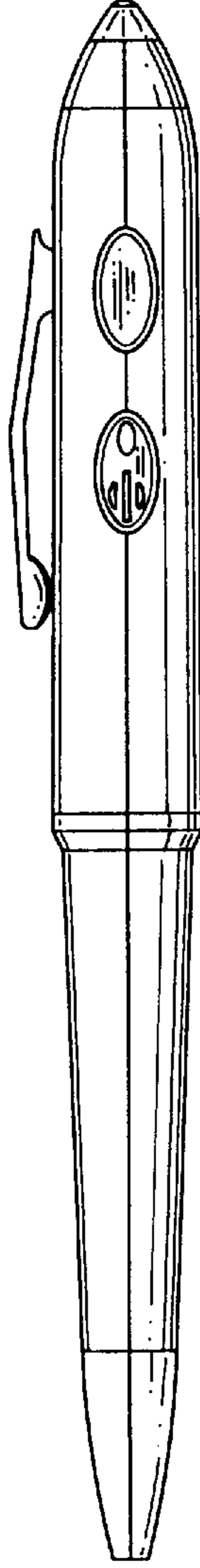


FIG. 1

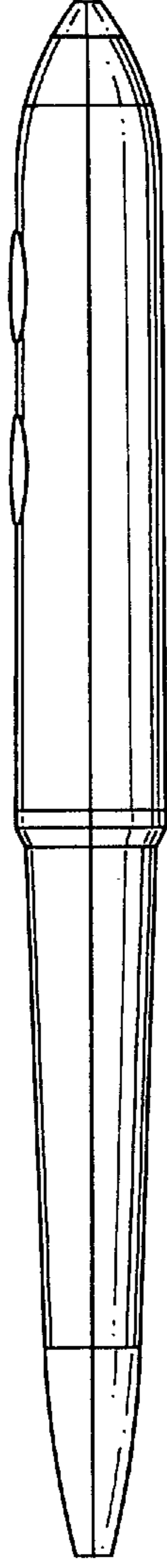


FIG. 4

FIG. 5

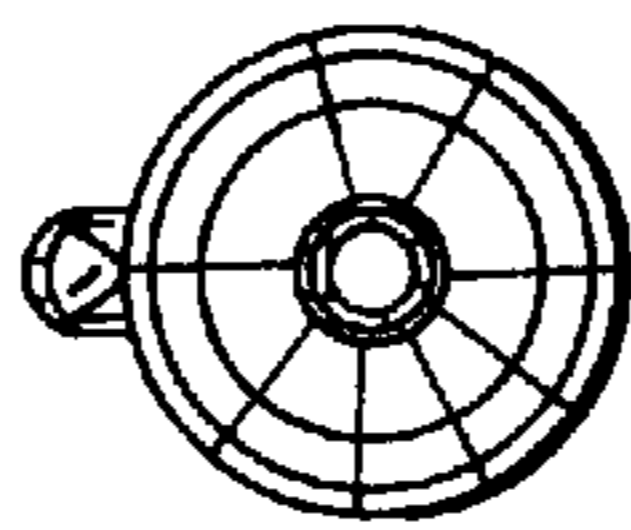


FIG. 8

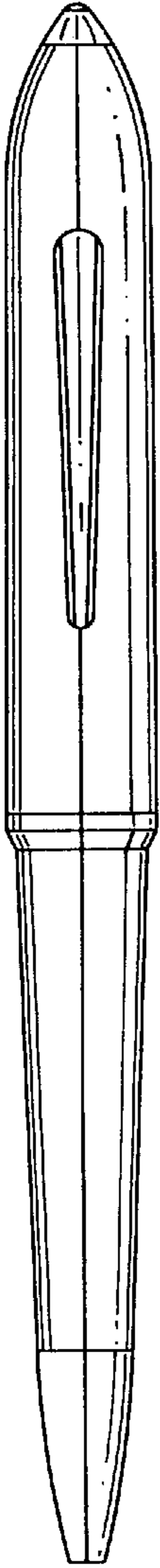
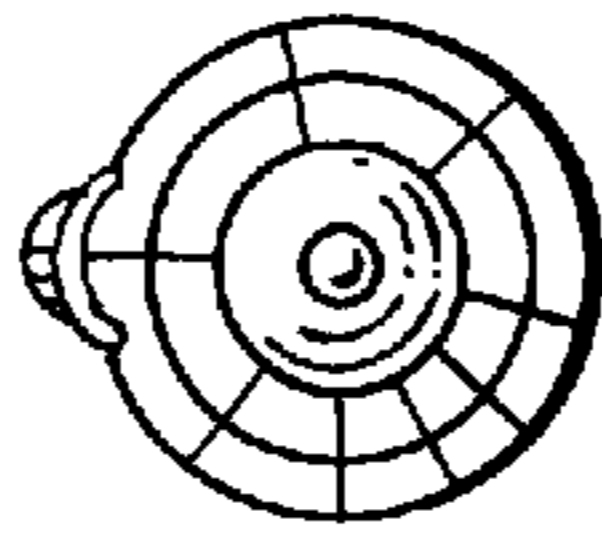


FIG. 7

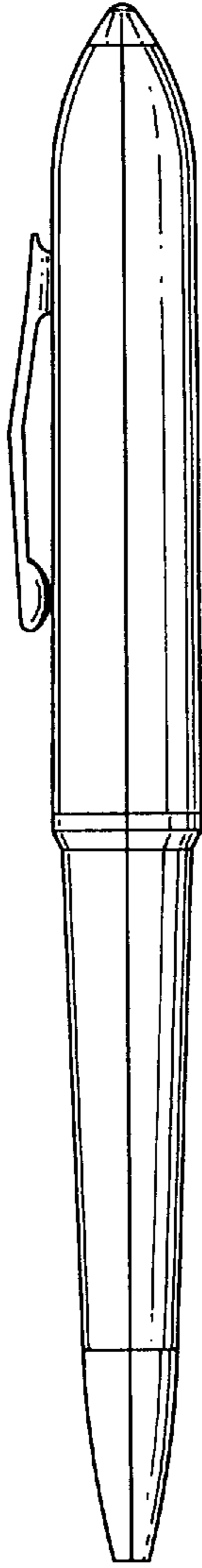


FIG. 6

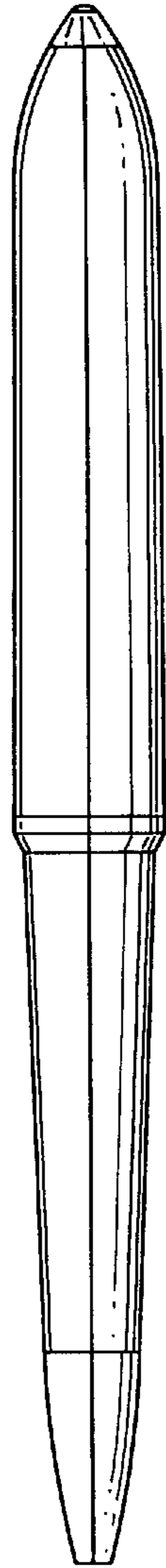


FIG. 9

FIG. 10

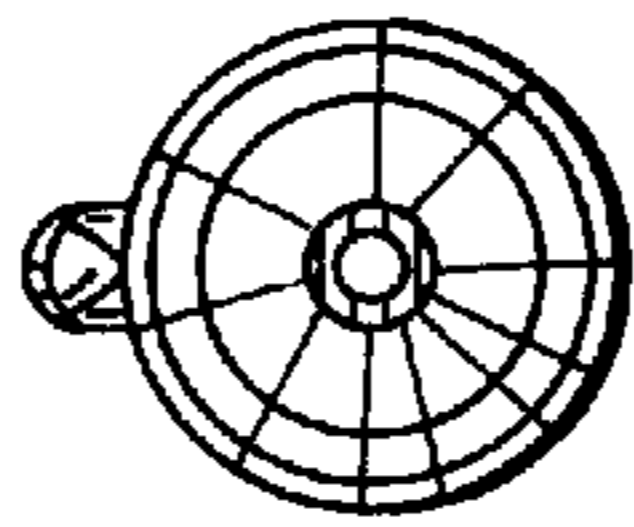


FIG. 13

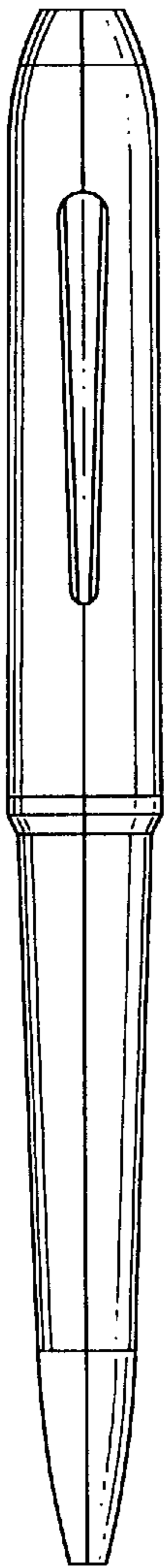
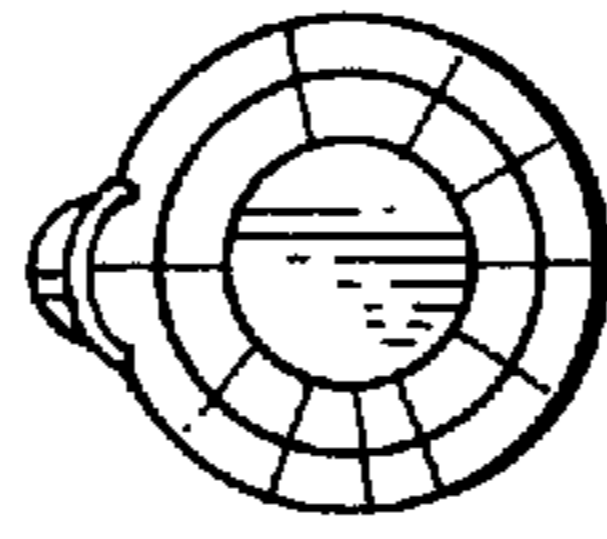


FIG. 12




FIG. 11

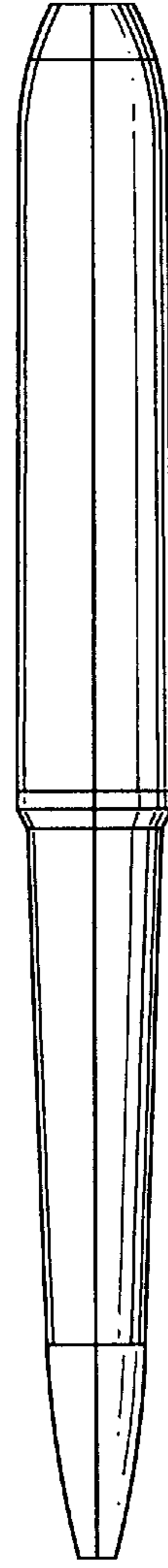


FIG. 14

FIG. 15

