



US00D400560S

United States Patent [19]
Ridinger

[11] **Patent Number: Des. 400,560**

[45] **Date of Patent: **Nov. 3, 1998**

[54] **MUSICAL INSTRUMENT EFFECTS PEDAL**

D. 345,756 4/1994 Clothier D17/20
2,986,953 6/1961 De Armond et al. 84/746

[75] Inventor: **Steve Ridinger**, Irvine, Calif.

[73] Assignee: **Evets Corporation**, San Clemente, Calif.

Primary Examiner—Philip S. Hyder
Assistant Examiner—Adir Aronovich
Attorney, Agent, or Firm—DeWitt Ross & Stevens S.C.

[**] Term: **14 Years**

[57] **CLAIM**

[21] Appl. No.: **70,061**

An ornamental design for a musical instrument effects pedal, as shown and described.

[22] Filed: **Apr. 25, 1997**

DESCRIPTION

[51] **LOC (6) Cl.** **17-03**

[52] **U.S. Cl.** **D17/20; D13/167; D17/99**

[58] **Field of Search** D13/167; D17/20,
D17/99; 84/721, 746, 644, 670

FIG. 1 is a top plan view of a musical instrument effects pedal showing my new design;

FIG. 2 is a front elevational view thereof;

FIG. 3 is a left side elevational view thereof; the right side being a mirror image thereof; and,

FIG. 4 is a rear elevational view thereof.

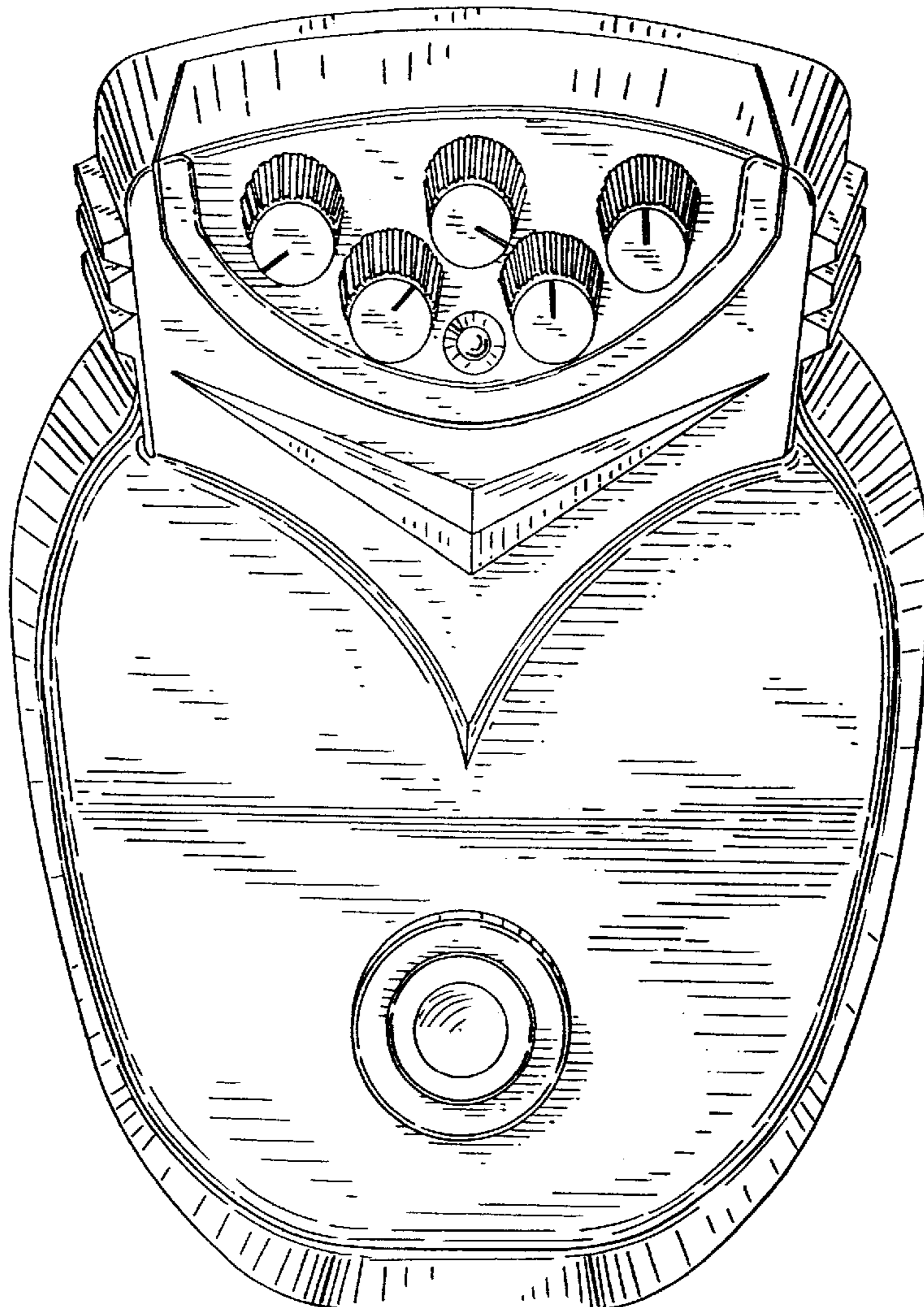
The bottom plan view is unornamented and forms no part of the claimed design.

[56] **References Cited**

U.S. PATENT DOCUMENTS

- D. 147,322 8/1947 Eisenberg et al. D13/167
- D. 148,485 1/1948 Rowe D13/167
- D. 280,640 9/1985 Fender D17/20

1 Claim, 2 Drawing Sheets



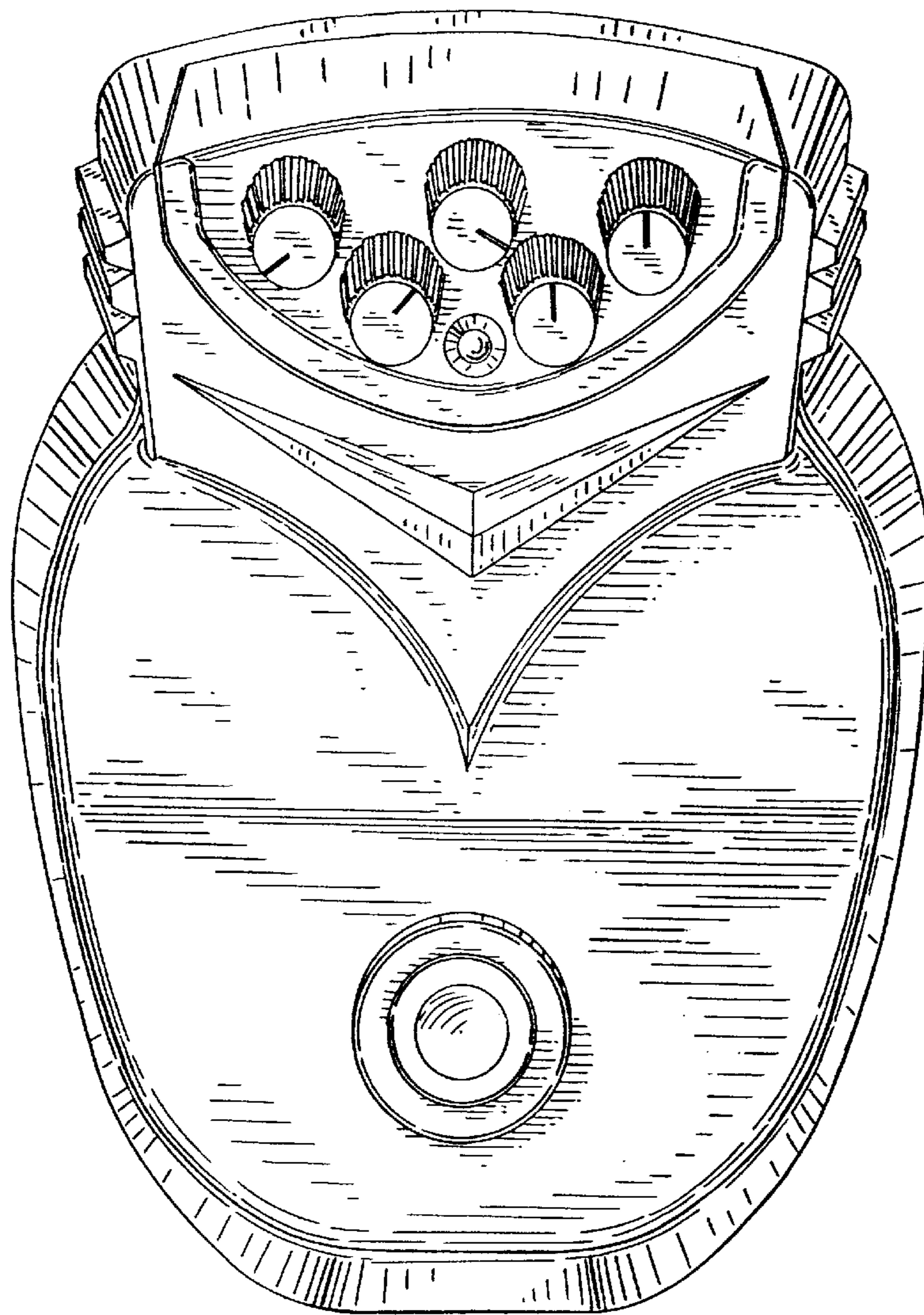


FIG. 1

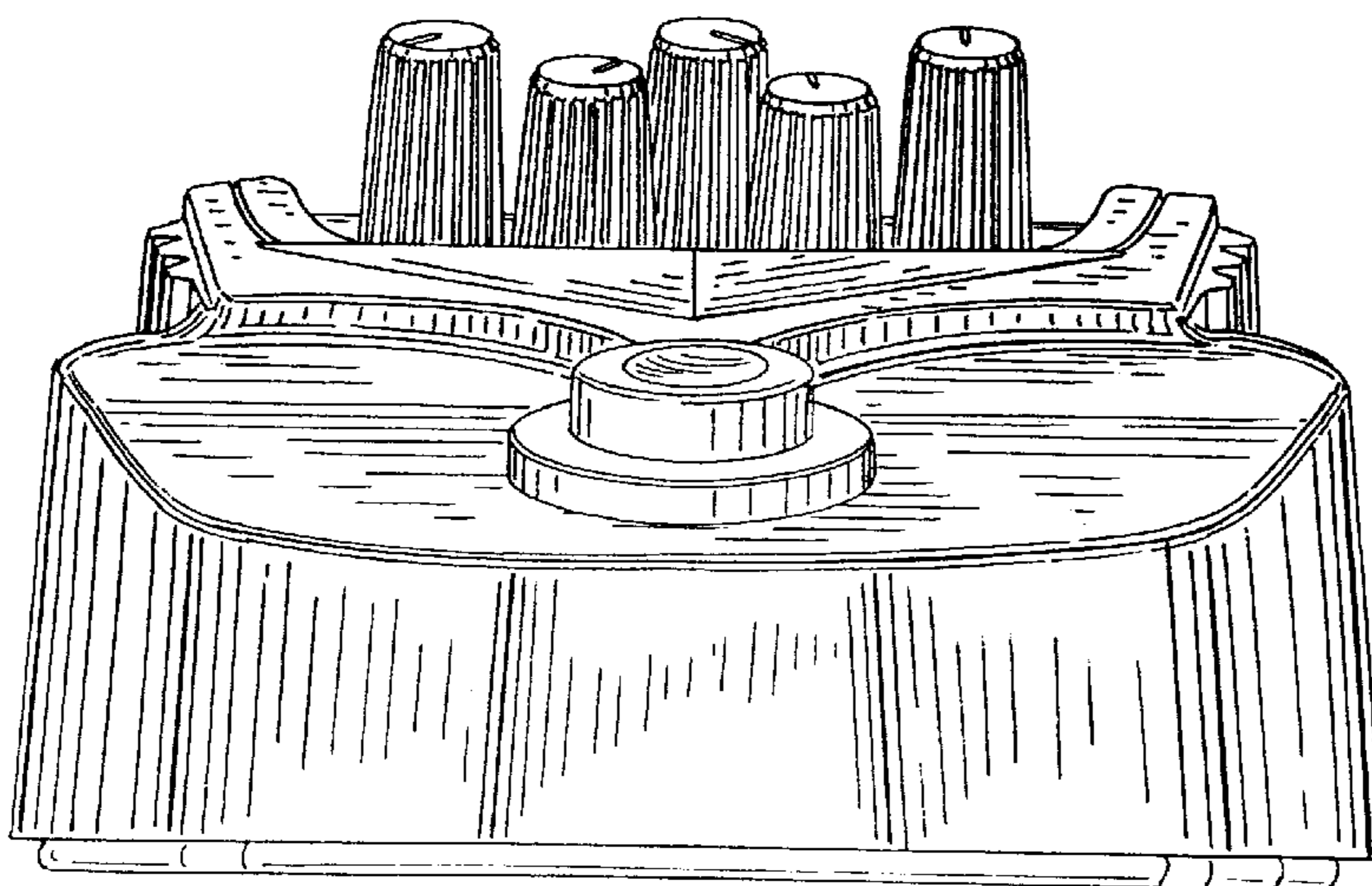


FIG. 2

FIG. 3




FIG. 4

