



US00D400545S

United States Patent [19]
Iverlund

[11] **Patent Number: Des. 400,545**

[45] **Date of Patent: **Nov. 3, 1998**

[54] **REFRIGERATED DISPLAY CABINET**

[75] Inventor: **Bertil Iverlund**, Arvika, Sweden

[73] Assignee: **Aktiebolaget Electrolux**, Stockholm, Sweden

[**] Term: **14 Years**

[21] Appl. No.: **44,256**

[22] Filed: **Sep. 21, 1995**

[30] **Foreign Application Priority Data**

May 24, 1995 [SE] Sweden 951079

[51] **LOC (6) Cl.** **15-07**

[52] **U.S. Cl.** **D15/81; D6/471**

[58] **Field of Search** D15/79-86; D6/436, D6/470-472; 62/246-254, 441, 444, 445, 457.1, 457.9; 312/114, 116, 117, 119, 138.1, 139.2, 234.1, 236, 401-408

[56] **References Cited**

U.S. PATENT DOCUMENTS

D. 149,240 4/1948 Achs D15/84

D. 187,011 1/1960 Heilweil D6/471
D. 323,258 1/1992 Miyabayashi D15/84
2,477,393 7/1949 Skoog et al. 312/116
2,627,728 2/1953 Levin 62/253
3,220,207 11/1965 Cordes D15/80

FOREIGN PATENT DOCUMENTS

1908054 10/1969 Germany 62/246

Primary Examiner—Sandra L. Morris
Attorney, Agent, or Firm—Pearne, Gordon, McCoy & Granger LLP


[57] **CLAIM**

The ornamental design for a refrigerated display cabinet, as shown and described.

DESCRIPTION

FIG. 1 is a perspective view of a refrigerated display cabinet, showing the top, front and right sides of my new design; FIG. 2 is a perspective view showing the top, rear and left sides thereof; FIG. 3 is a plan view showing the right side thereof; and, FIG. 4 is a plan view showing the bottom thereof.

1 Claim, 4 Drawing Sheets






Fig. 1

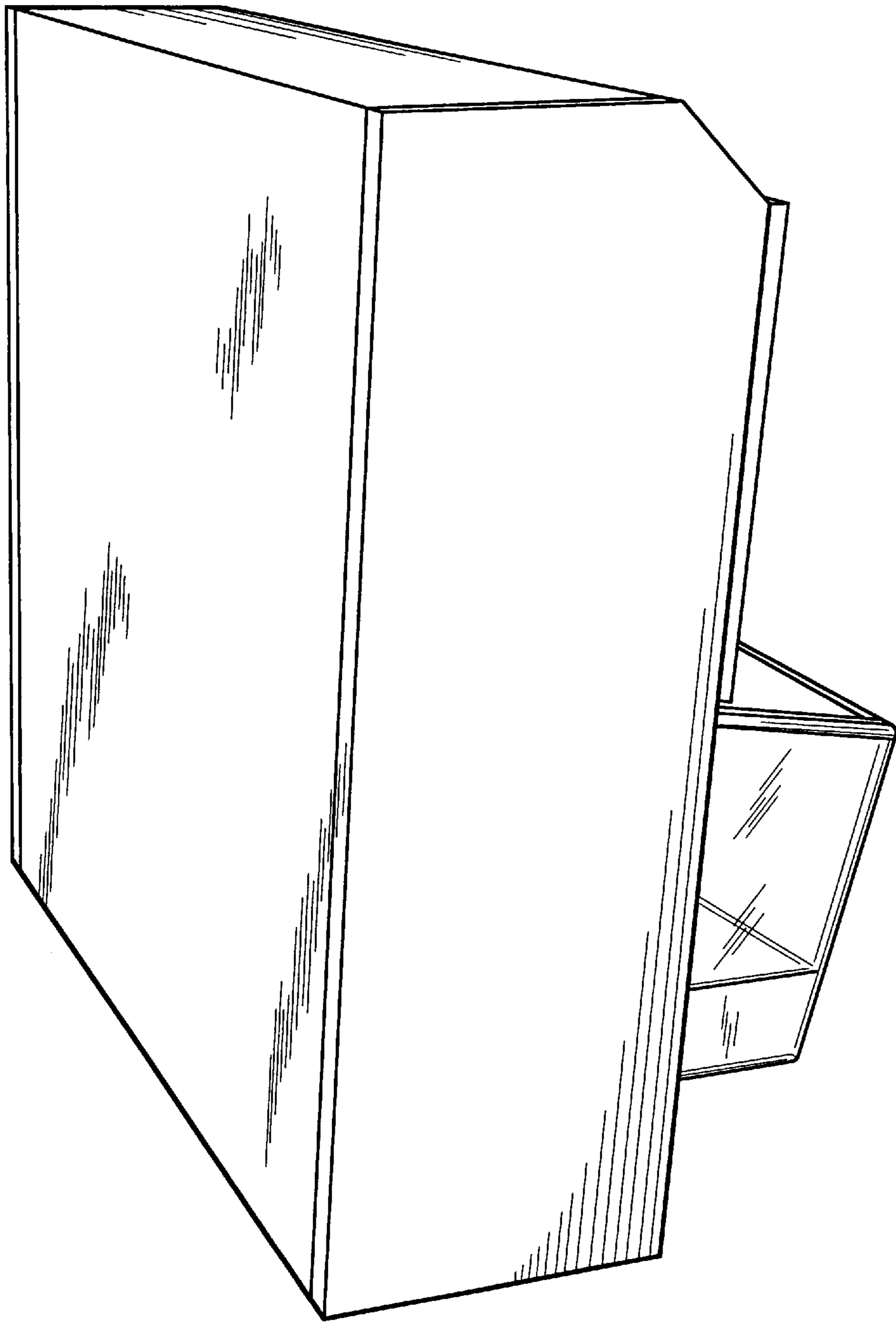


Fig.2

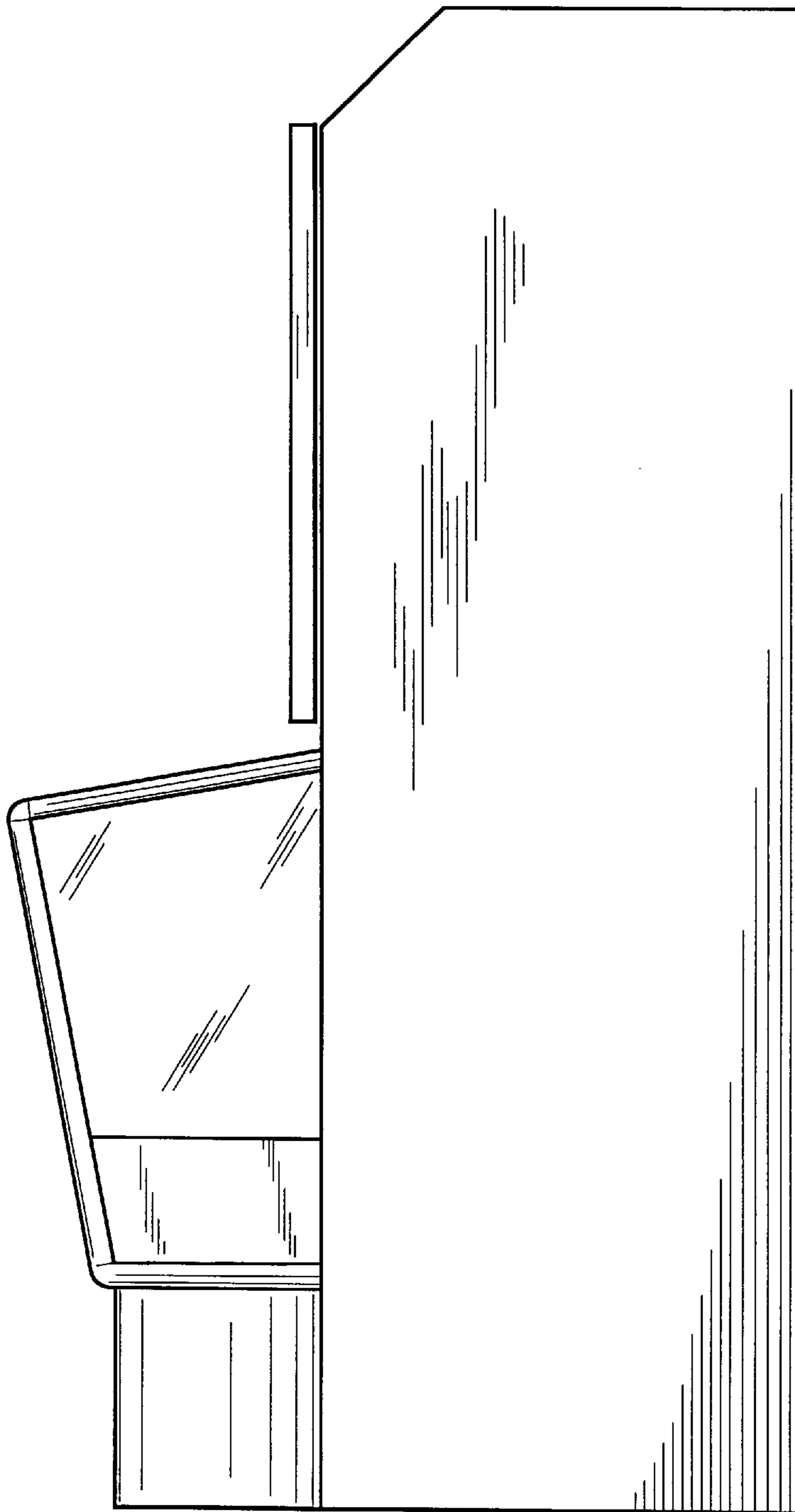


Fig.3

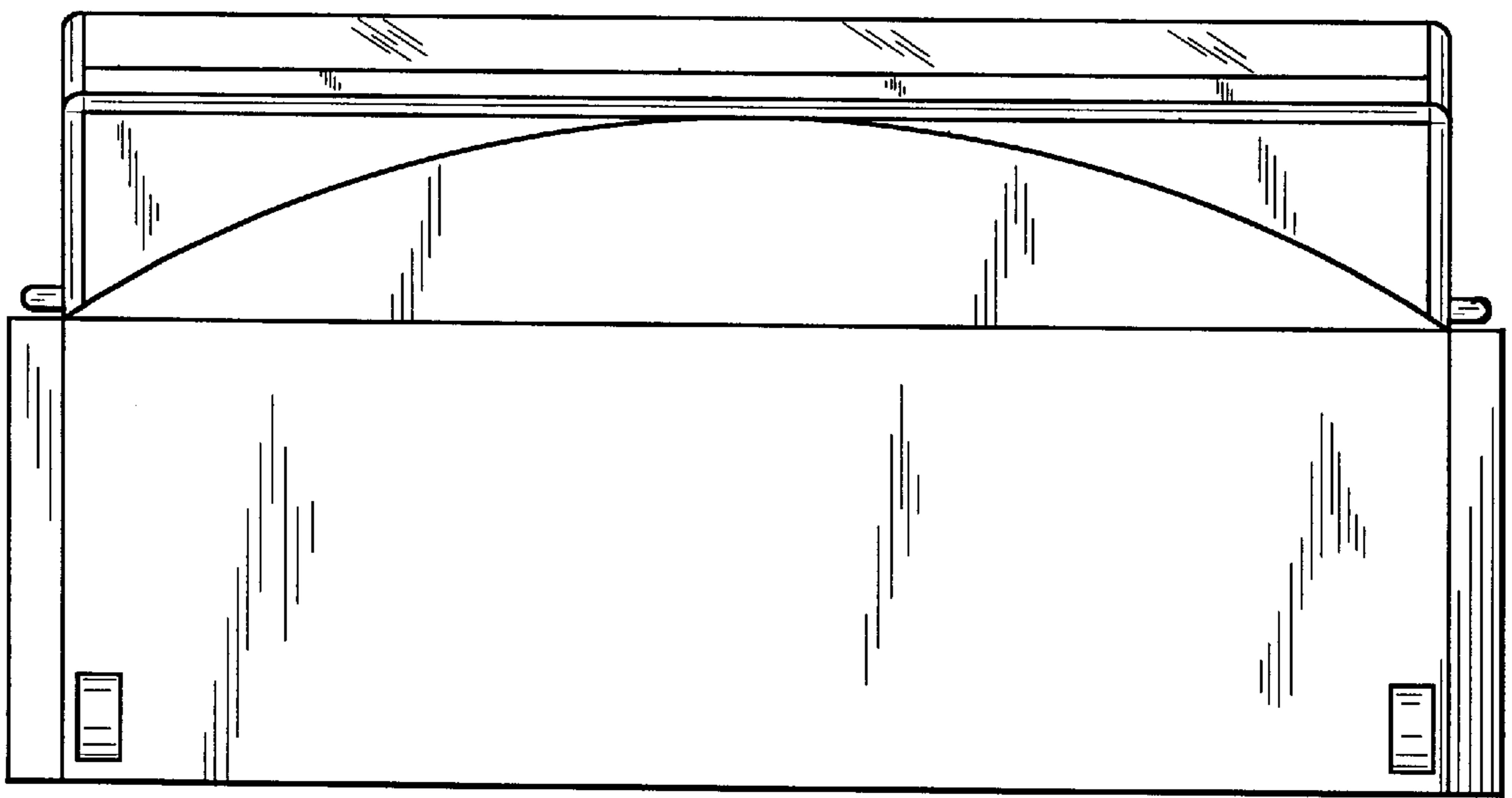


Fig.4