

US00D400541S

United States Patent [19] Harrison

[11] **Patent Number: Des. 400,541**
[45] **Date of Patent: **Nov. 3, 1998**

[54] **DISPOSABLE TELEPHONE RECEIVER SHEATH**

[76] Inventor: **Beata J. Harrison**, 5845 Salamanca La., Pocono Farms, Tobyhanna, Pa. 18466

[**] Term: **14 Years**

[21] Appl. No.: **60,795**

[22] Filed: **Oct. 7, 1996**

[51] **LOC (6) Cl.** **14-03**

[52] **U.S. Cl.** **D14/250**

[58] **Field of Search** D14/137, 138, D14/249, 250, 253, 240, 140; D6/610; D3/218, 201; 379/58-61, 451, 452, 430, 447, 449; 455/89, 90

[56] **References Cited**

U.S. PATENT DOCUMENTS

- D. 342,262 12/1993 Hester D14/250
- D. 346,297 4/1994 Capriotti D6/610
- D. 364,875 12/1995 Bell D14/250

- 2,896,339 7/1959 Rabinowitz D2/980 X
- 4,736,418 4/1988 Steadman 379/451
- 4,819,265 4/1989 Colella 379/452
- 4,912,759 3/1990 Clark 379/447
- 5,012,513 4/1991 Dale et al. 379/451

FOREIGN PATENT DOCUMENTS

- 2528676 1/1977 Germany 379/452 X

Primary Examiner—Jeffrey Asch

[57] **CLAIM**

The ornamental design for a disposable telephone receiver sheath, as shown and described.

DESCRIPTION

FIG. 1 is a front elevational view of the disposable telephone receiver sheath showing my new design; FIG. 2 is a rear elevational view thereof; FIG. 3 is a right side elevational view thereof; FIG. 4 is a left side elevational view thereof; FIG. 5 is a top plan view thereof; and, FIG. 6 is a bottom plan view thereof.

1 Claim, 3 Drawing Sheets




FIG. 1



FIG. 2




FIG. 3

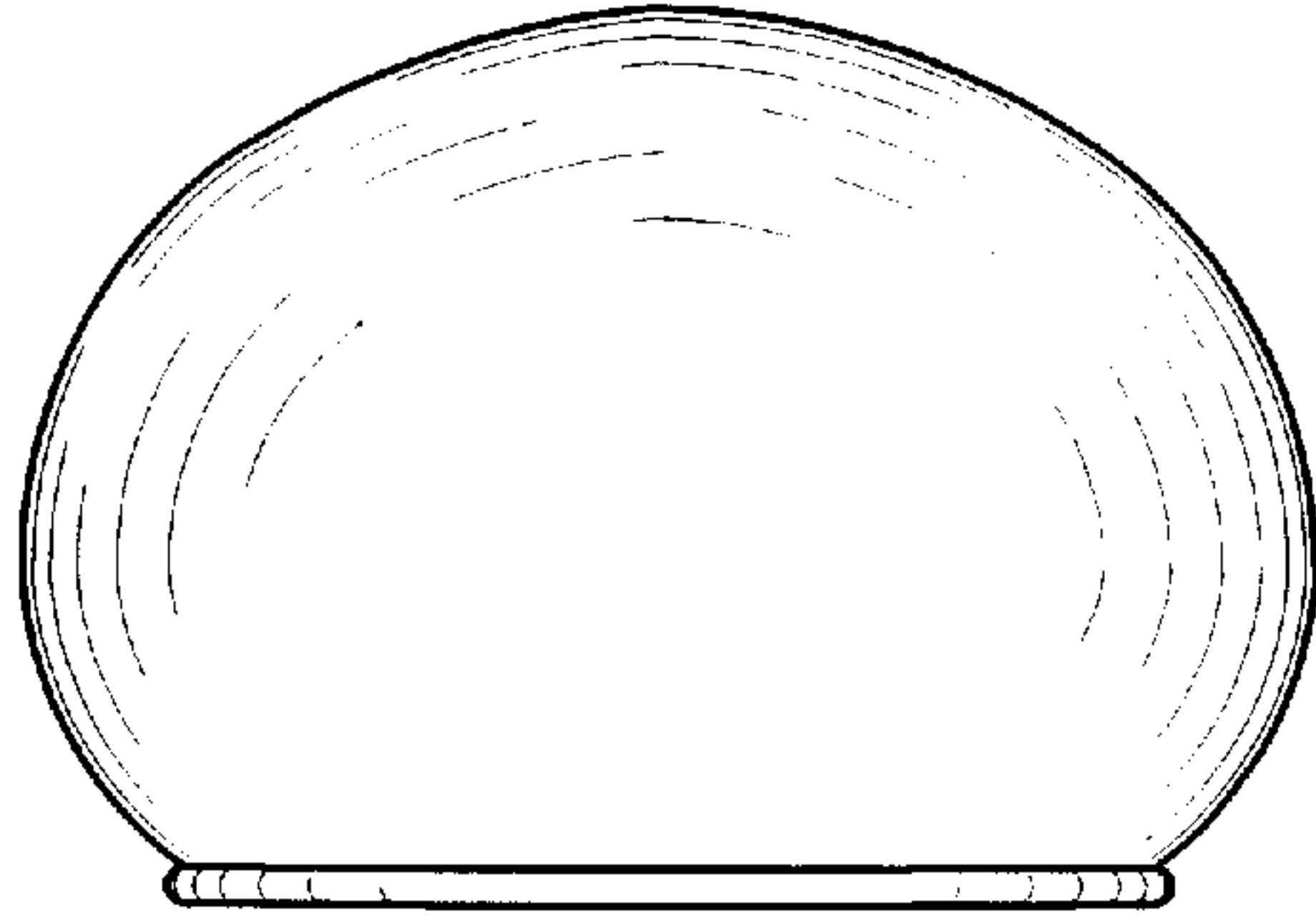


FIG. 4

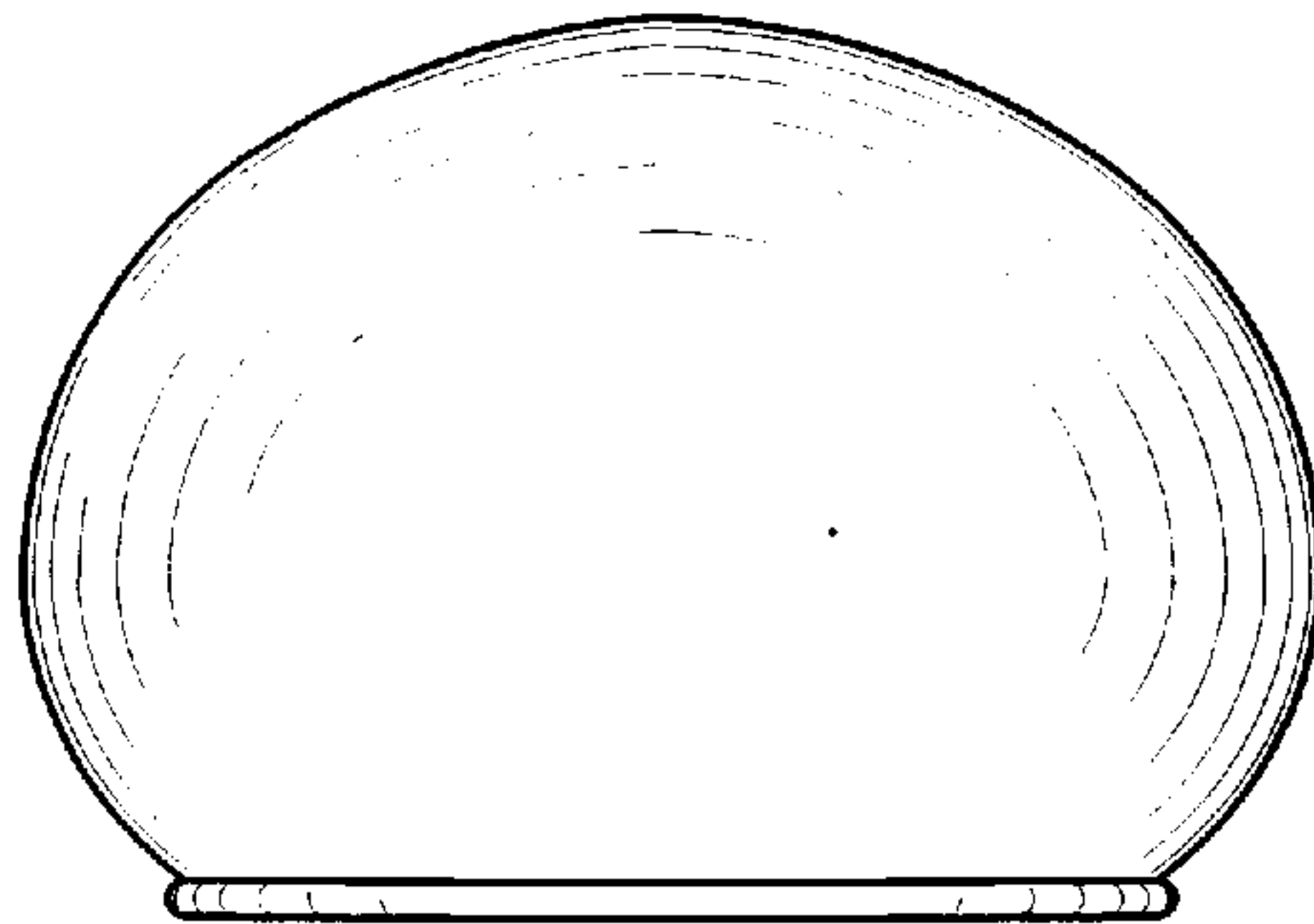


FIG. 5



FIG. 6

