



US00D400536S

# United States Patent [19]

Wolf et al.

[11] Patent Number: Des. 400,536

[45] Date of Patent: \*\*Nov. 3, 1998

[54] PAGER HOUSING

[75] Inventors: **Monika Romana Wolf**, Parkland;  
**William Joseph Scheid**, Coral Springs;  
**Paul Lynn Fordham**; **David William Naehring**, both of Lake Worth, all of Fla.

[73] Assignee: **Motorola, Inc.**, Schaumburg, Ill.

[\*\*] Term: **14 Years**

[21] Appl. No.: **84,709**

[22] Filed: **Mar. 2, 1998**

[51] LOC (6) Cl. .... **14-03**

[52] U.S. Cl. .... **D14/191**

[58] Field of Search ..... D14/124, 188,  
D14/191, 192, 299; 340/311.1; 455/38.1-38.4,  
90, 92, 100, 128, 344

### [56] References Cited

#### U.S. PATENT DOCUMENTS

D. 382,558	8/1997	Flick	.....	D14/191
D. 383,756	9/1997	Henderson et al.	.....	D14/191
D. 388,059	12/1997	Halstead et al.	.....	D14/191
D. 389,481	1/1998	Chan et al.	.....	D14/191
D. 390,232	2/1998	Jun et al.	.....	D14/191

*Primary Examiner*—Ted Shooman  
*Assistant Examiner*—Nanda Bondade

*Attorney, Agent, or Firm*—Pedro P. Hernandez

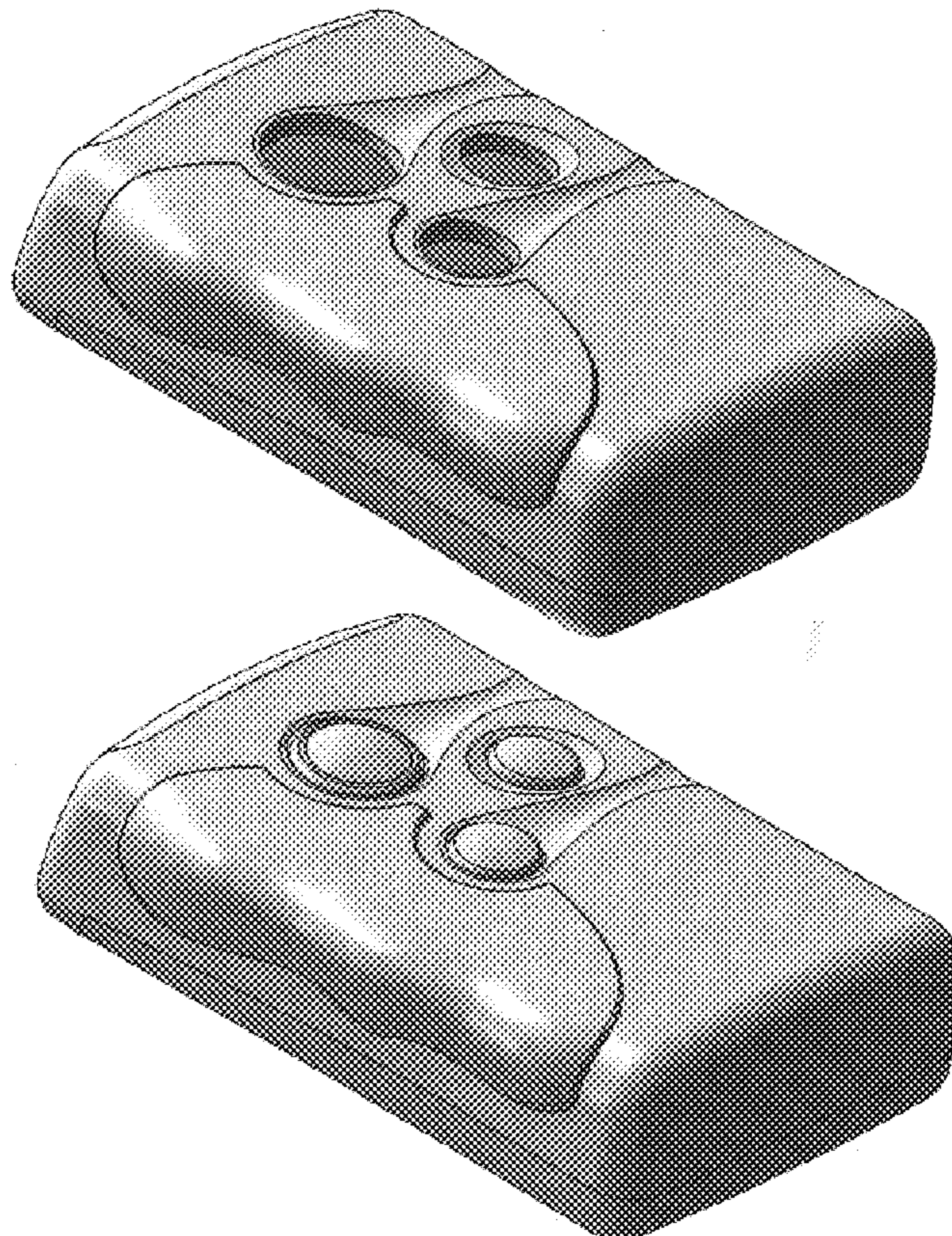
### [57] CLAIM

The ornamental design for a pager housing, as shown and described.

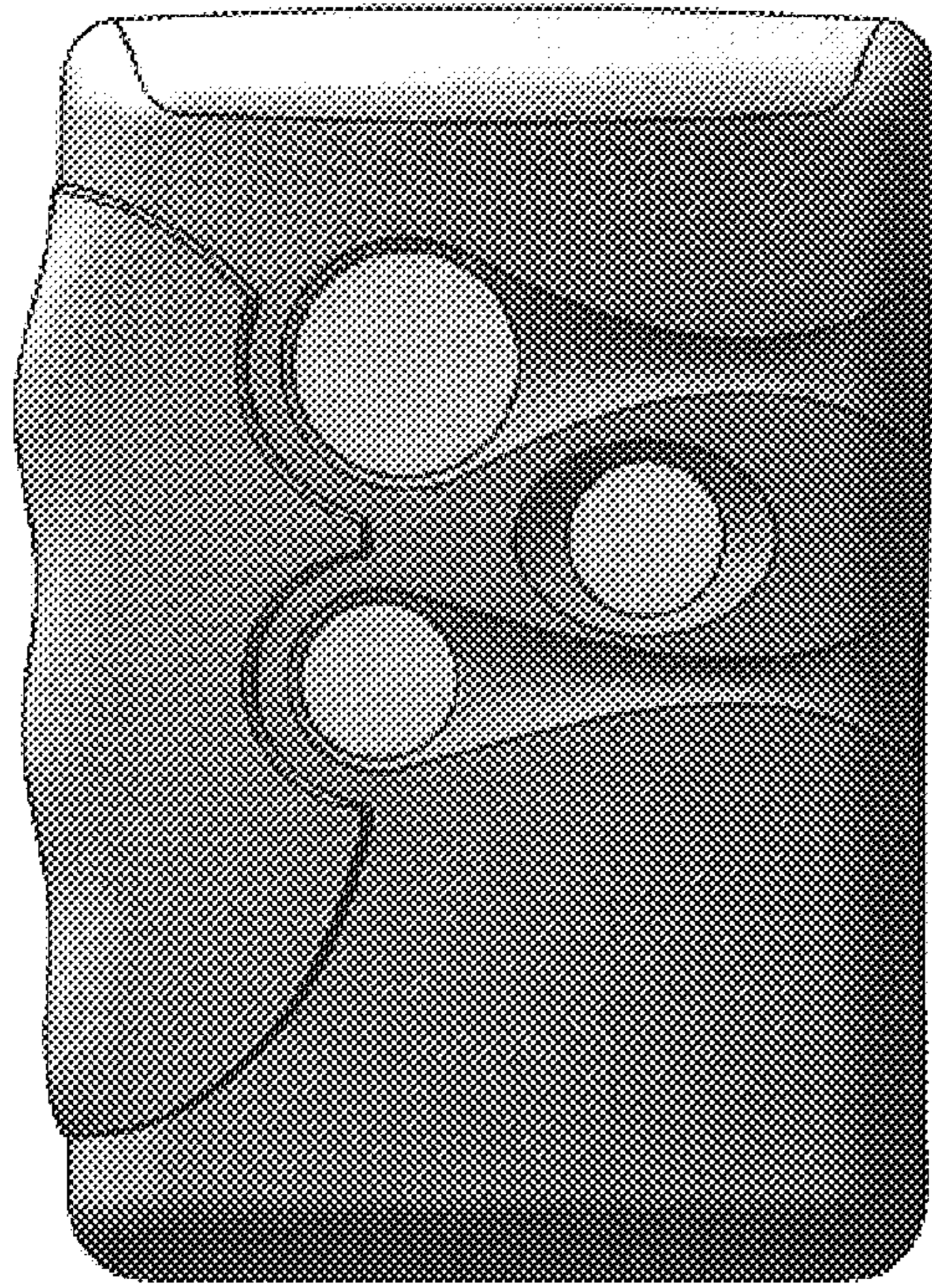
### DESCRIPTION

FIG. 1 is a front view of the preferred embodiment of a paging housing showing our new design;  
 FIG. 2 is a bottom view thereof;  
 FIG. 3 is a rear view thereof;  
 FIG. 4 is a right side view thereof;  
 FIG. 5 is a left side view thereof;  
 FIG. 6 is a top view thereof;  
 FIG. 7 is a left, front and top side perspective view thereof;  
 FIG. 8 is a right, front and bottom side perspective view thereof;  
 FIG. 9 is a front view of a second embodiment of FIG. 1;  
 FIG. 10 is a bottom view of the design shown in FIG. 9;  
 FIG. 11 is a rear view of the design shown in FIG. 9;  
 FIG. 12 is a right view of the design shown in FIG. 9;  
 FIG. 13 is a left view of the design shown in FIG. 9;  
 FIG. 14 is a top view of the design shown in FIG. 9;  
 FIG. 15 is a left, front and top side perspective view of the design shown in FIG. 9; and,  
 FIG. 16 is a right, front and bottom side perspective view of the design shown in FIG. 9.


**1 Claim, 6 Drawing Sheets**








*FIG. 1*




*FIG. 2*




*FIG. 3*






*FIG. 4*




*FIG. 5*




*FIG. 6*



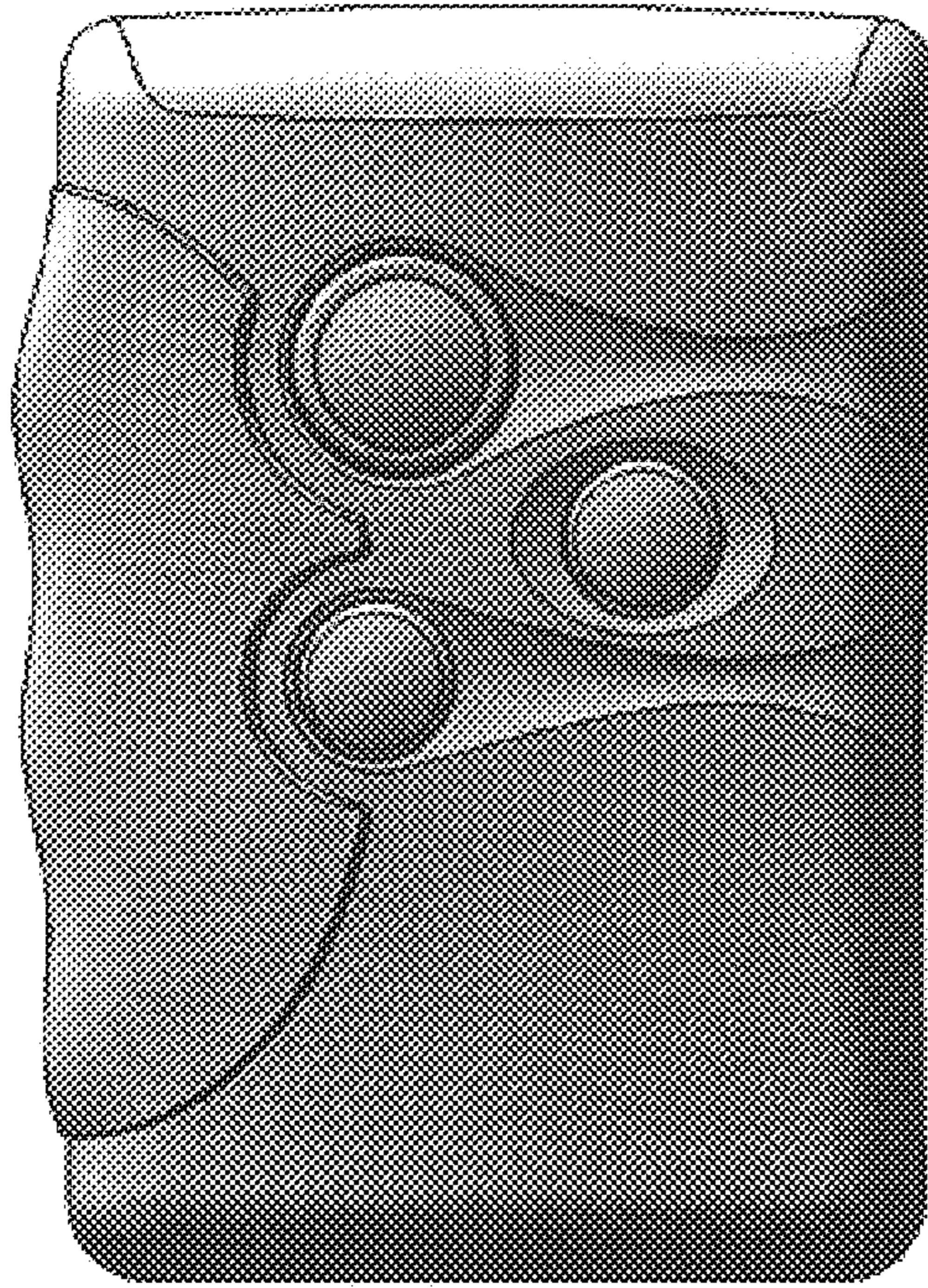


*FIG. 7*




*FIG. 8*






*FIG. 9*




*FIG. 10*




*FIG. 11*






*FIG. 12*




*FIG. 13*

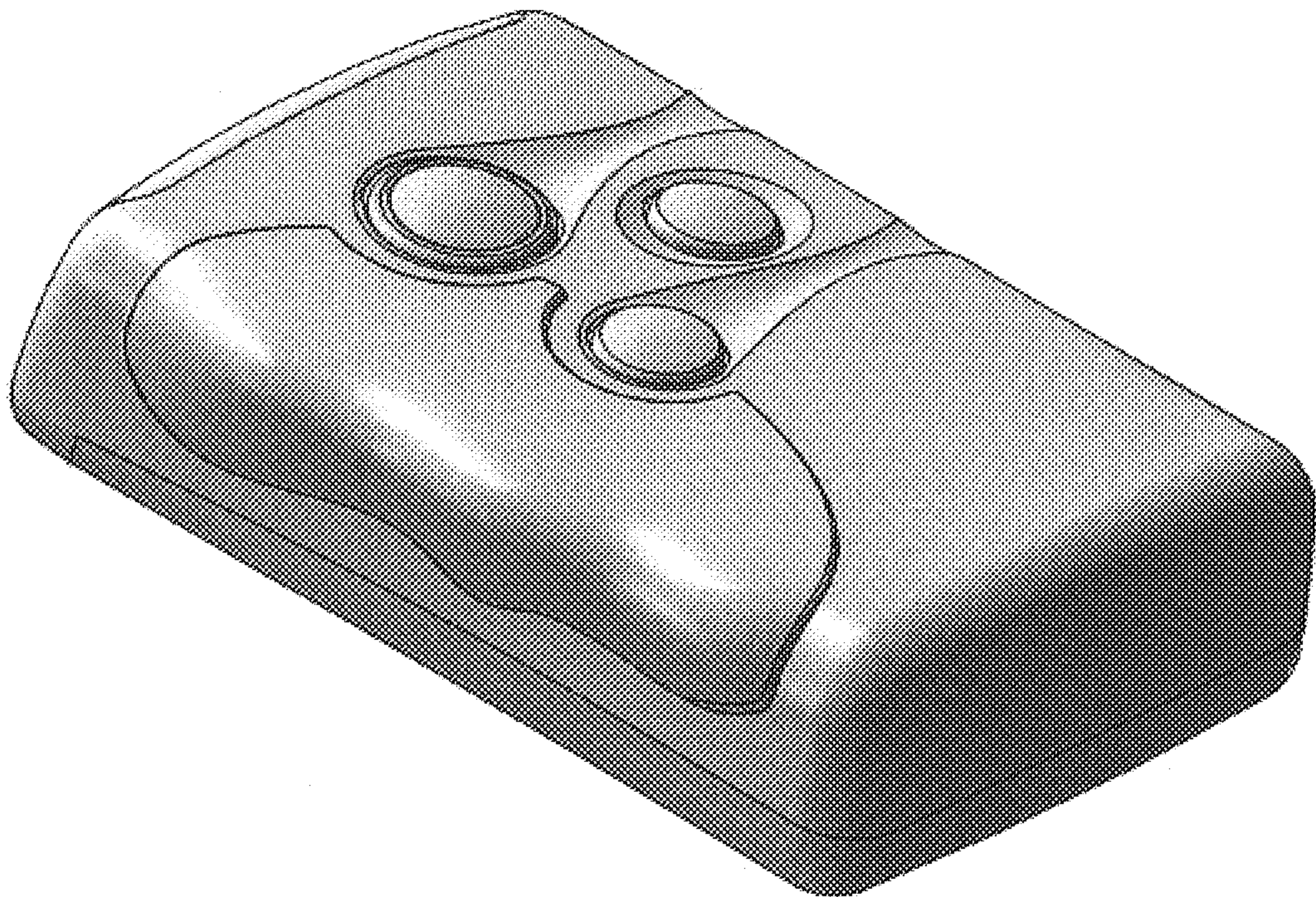


*FIG. 14*





*FIG. 15*



*FIG. 16*