



US00D400534S

United States Patent [19]

Wolf et al.

[11] **Patent Number:** **Des. 400,534**

[45] **Date of Patent:** ****Nov. 3, 1998**

[54] **HOUSING ASSEMBLY FOR A SELECTIVE CALL RECEIVER**

[75] Inventors: **Monika Romana Wolf**, Parkland;
Eugene Richard Fay, Delray Beach;
Shirley Drass, Palm Beach Gardens, all of Fla.

[73] Assignee: **Motorola, Inc.**, Schaumburg, Ill.

[**] Term: **14 Years**

[21] Appl. No.: **79,930**

[22] Filed: **Nov. 12, 1997**

[51] **LOC (6) Cl.** **14-03**

[52] **U.S. Cl.** **D14/191**

[58] **Field of Search** D14/188, 191,
D14/192, 198; 340/311.1; 455/90, 92, 100,
128, 344

[56] **References Cited**

U.S. PATENT DOCUMENTS

D. 359,736	6/1995	Ishibashi et al.	D14/191
D. 377,019	12/1996	Nagano et al.	D14/191
D. 378,920	4/1997	Kurcbart et al.	D14/191
D. 385,878	11/1997	Flick	D14/191

Primary Examiner—Sandra L. Morris
Assistant Examiner—Nanda Bondade
Attorney, Agent, or Firm—Eduardo Guntin

[57] **CLAIM**

The ornamental design for a “housing assembly for a selective call receiver”, as shown and described.

DESCRIPTION

FIG. 1 is a front elevational view of a “housing assembly for a selective call receiver” showing a first embodiment of our new design;

FIG. 2 is a top plan view of FIG. 1;

FIG. 3 is a left side elevational view of FIG. 1;

FIG. 4 is a right side elevational view of FIG. 1; and

FIG. 5 is a bottom elevational view of FIG. 1;

FIG. 6 is a top, right and front perspective view of FIG. 1;

FIG. 7 is a front elevational view of a “housing assembly for a selective call receiver” showing an alternative embodiment of our new design;

FIG. 8 is a top plan view of FIG. 7;



FIG. 9 is a left side elevational view of FIG. 7;

FIG. 10 is a right side elevational view of FIG. 7; and

FIG. 11 is a bottom elevational view of FIG. 7; and,

FIG. 12 is a top, right and front perspective view of FIG. 7.

1 Claim, 6 Drawing Sheets



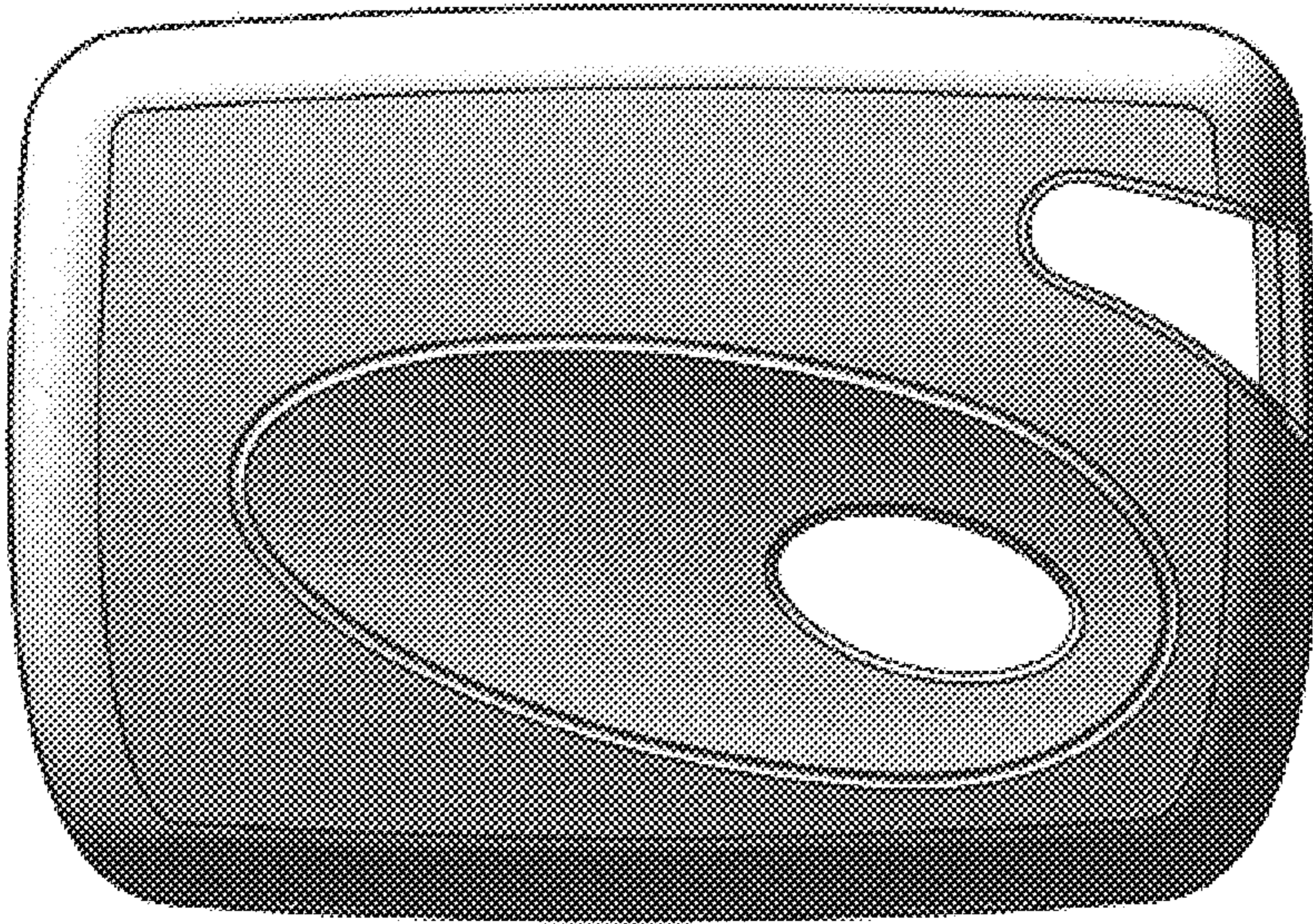


FIG. 1




FIG. 2




FIG. 3

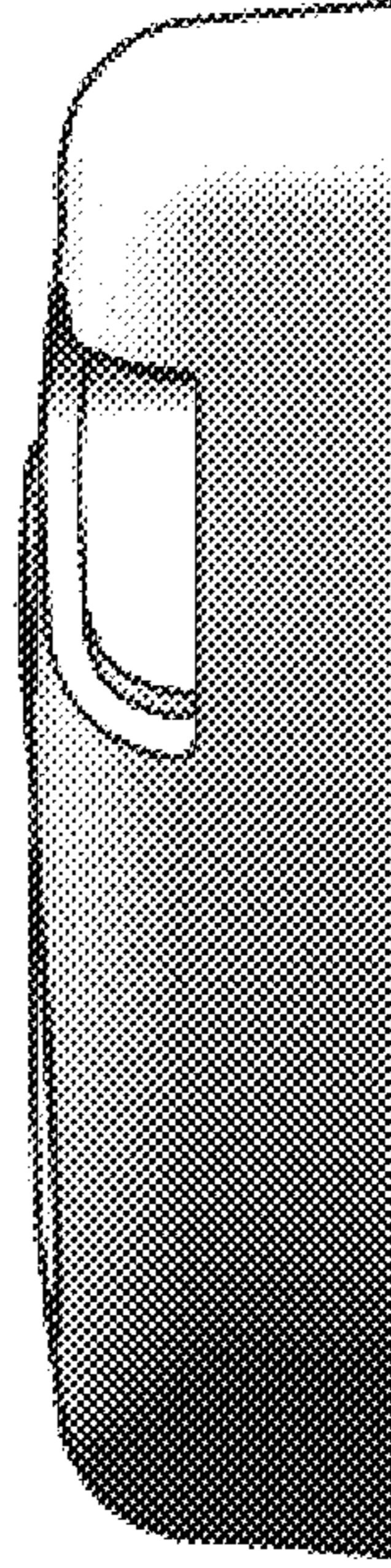


FIG. 4




FIG. 5

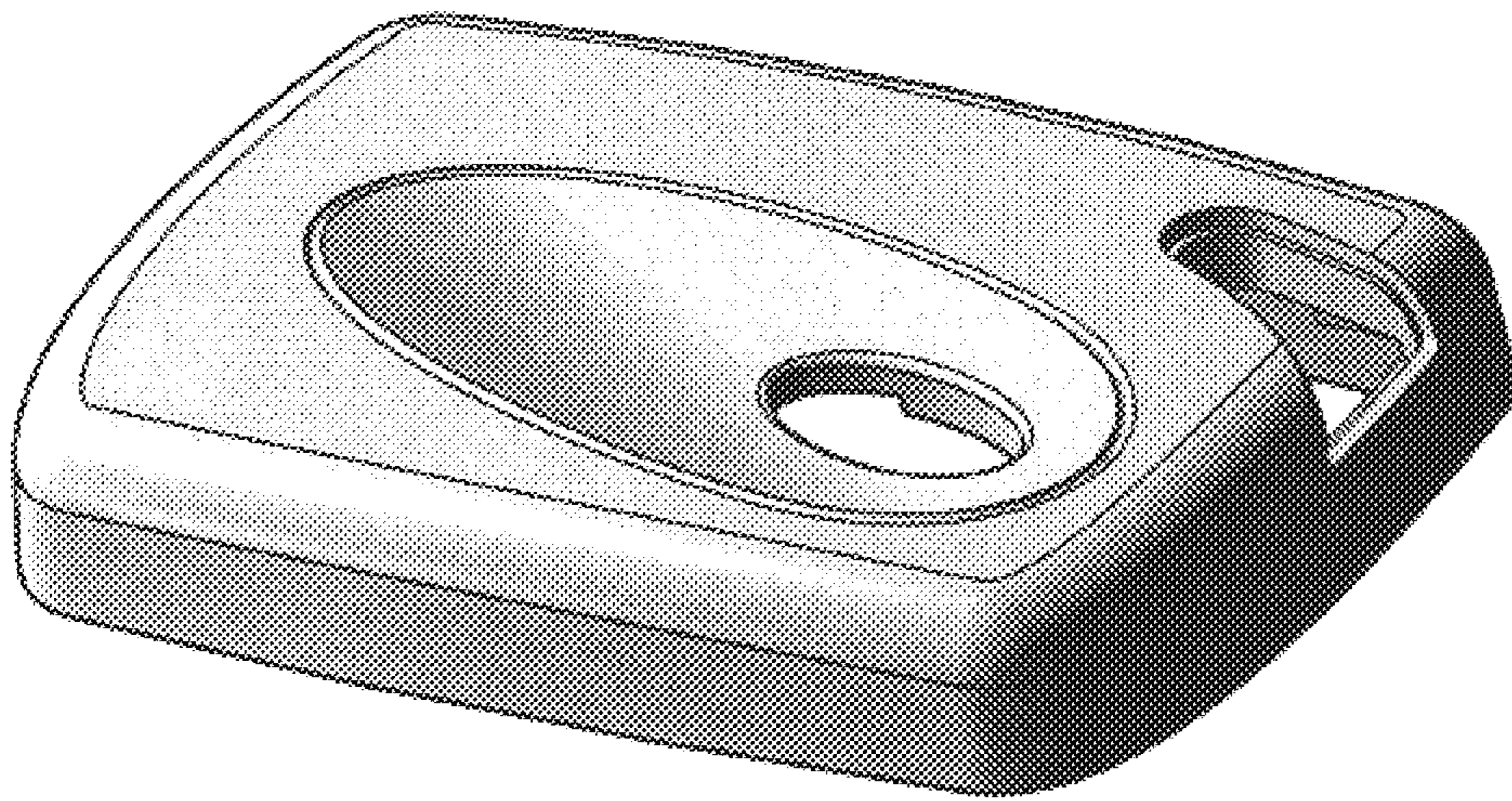


FIG. 6

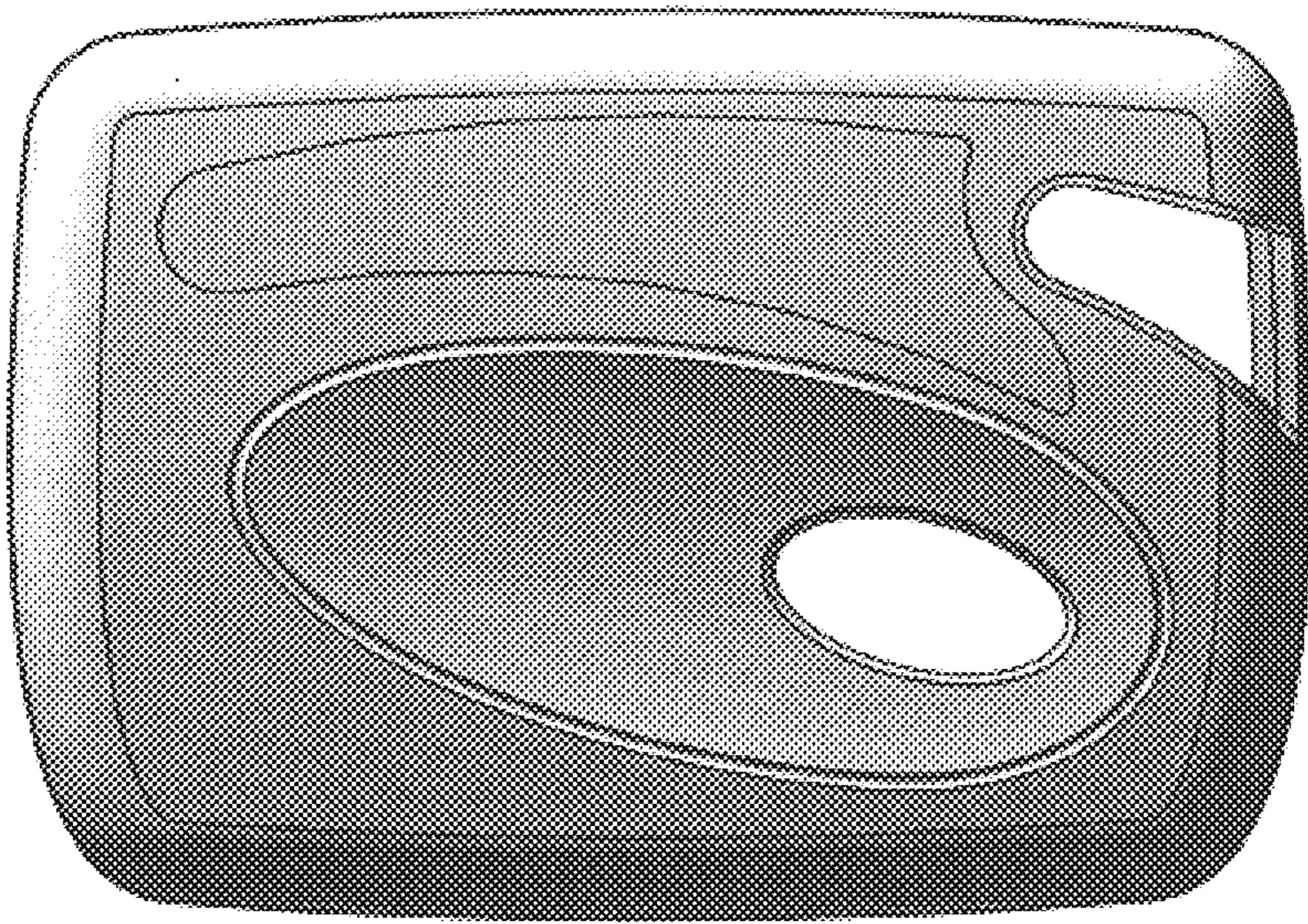


FIG. 7




FIG. 8




FIG. 9

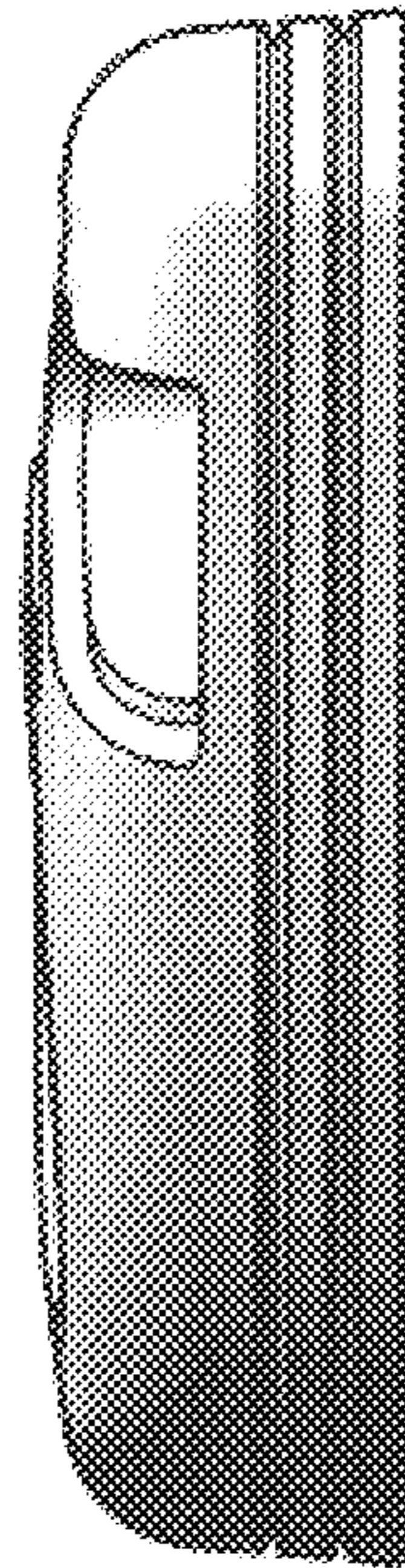


FIG. 10




FIG. 11

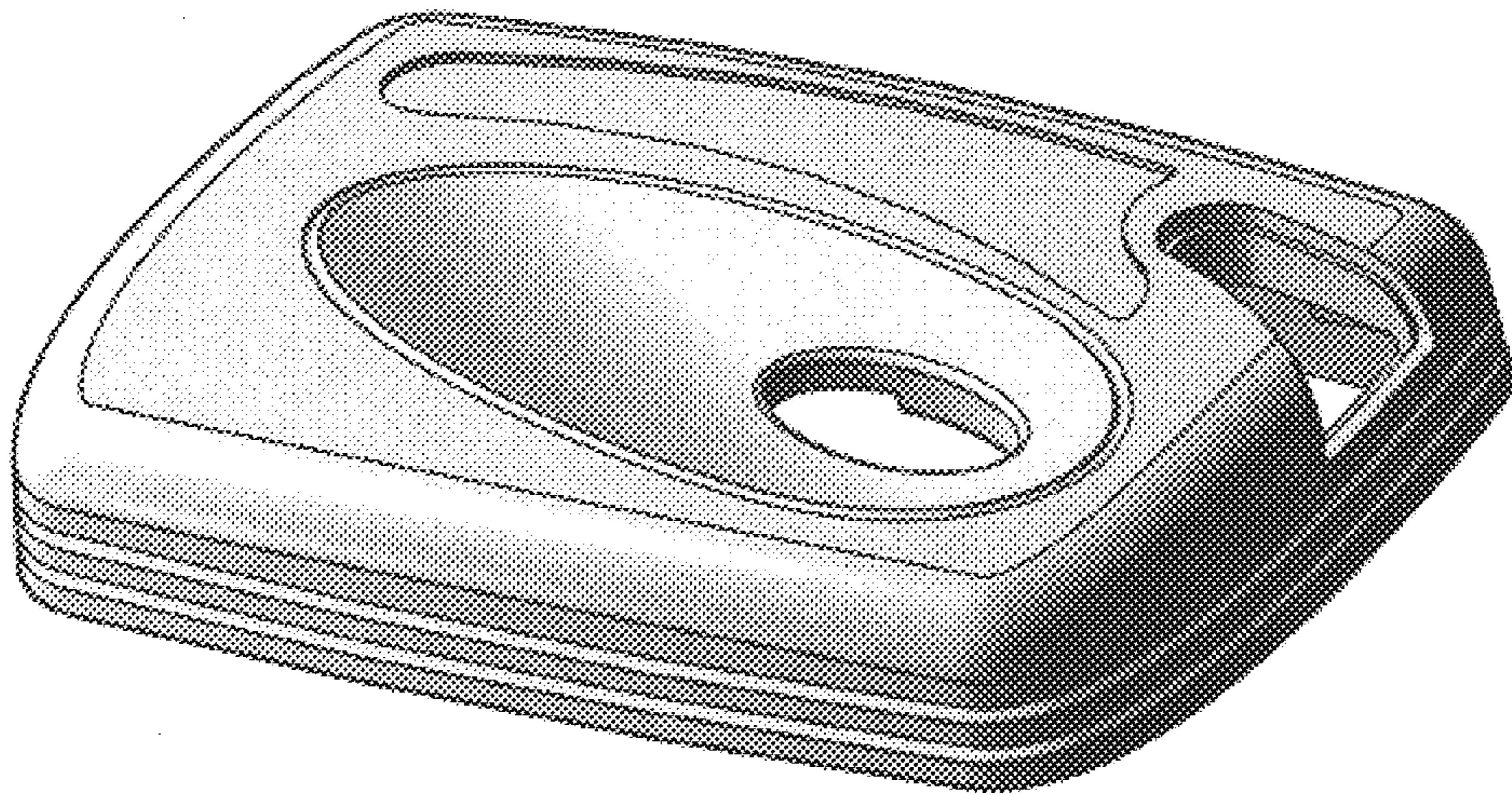


FIG. 12