



US00D400519S

# United States Patent [19]

Marshall, Jr. et al.

[11] Patent Number: Des. 400,519

[45] Date of Patent: \*\*Nov. 3, 1998

## [54] SET OF ICONS FOR THE DISPLAY SCREEN OF A VIDEO MONITOR

[75] Inventors: Marsh S. Marshall, Jr., Washington, D.C.; Morgan C. J. Almeida, London, England; Peter C. Stonier, Washington, D.C.; George D. Escobar, Herndon, Va.

[73] Assignee: Bell Video Services Company, Reston, Va.

[\*\*] Term: 14 Years

[21] Appl. No.: 29,436

[22] Filed: Oct. 5, 1994

[51] LOC (6) Cl. .... 14-02

[52] U.S. Cl. .... D14/114.1

[58] Field of Search ..... D14/114, 114.1-114.9; D18/24, 27; D10/11; D19/6; 395/155, 157, 159

### [56] References Cited

#### U.S. PATENT DOCUMENTS

D. 295,631	5/1988	Wells-Papanek et al. ....	D18/27
D. 295,763	5/1988	Wells-Papanek et al. ....	D18/27
D. 296,114	6/1988	Wells-Papanek et al. ....	D18/27
D. 296,339	6/1988	Wells-Papanek et al. ....	D18/27
D. 297,243	8/1988	Wells-Papanek et al. ....	D18/27
5,276,795	1/1994	Hoeber et al. ....	395/155 X

#### OTHER PUBLICATIONS

Microsoft Window User's Guide, Version 3.1, Microsoft, box and filled box, color boxes, p. 356, 1992.

Family Tree Maker for Windows Reference Manual, Banner Blue, Inc., include and remove buttons, p. 229, 1993.

Business Filevision Manual, Telos Software, screen, p. 3, 1985.

Reunion for Windows 3.0 User's Guide, Leister Productions, 4 buttons on p. 50, 1993.

Hypercard User's Guide, Apple Computer Inc., field styles screen, p. 80, pattern editor, p. 203, 1989.

Stanford Graphics User's Guide, 3-D Visions Corp., quick start window, p. 3, slide sorter view window, p. 197, group map, p.364, 1993.

Fourteen (14) pages depicting screen displays of a CD-ROM title copyrighted by The Voyager Company in 1991.

Primary Examiner—M. H. Tung  
Attorney, Agent, or Firm—Fulbright & Jaworski LLP

### [57] CLAIM

The ornamental design for a set of icons for the display screen of a video monitor, as shown and described.

### DESCRIPTION

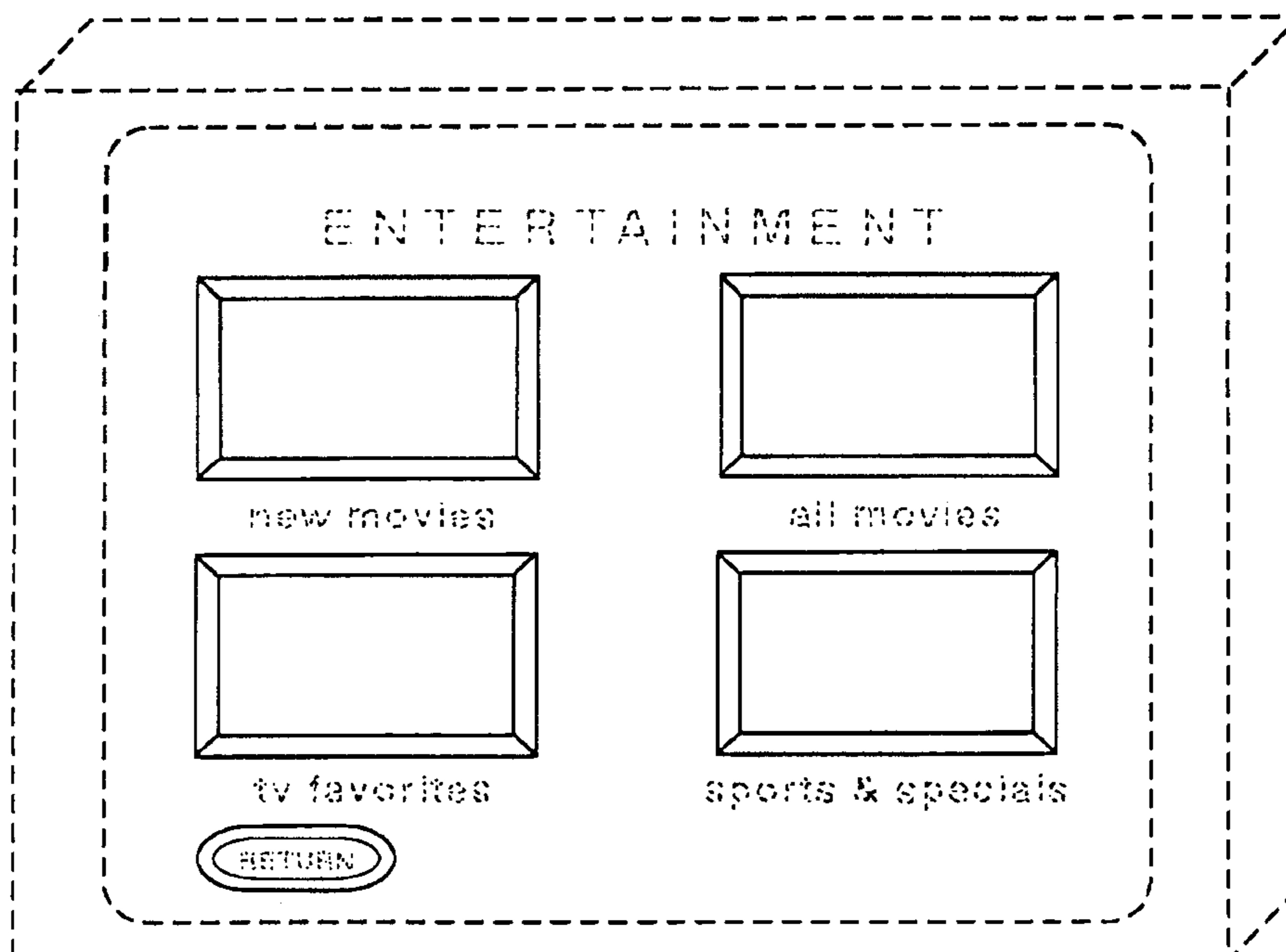
FIG. 1 is a front perspective view of a set of icons for the display screen of a video monitor;

FIG. 2 is a front perspective view of a second embodiment thereof; and,

FIG. 3 is a front perspective view of a third embodiment thereof.

The broken line drawing of a video monitor and the broken line drawing of words in all views are for illustrative purposes only and form no part of the claimed design.

1 Claim, 3 Drawing Sheets



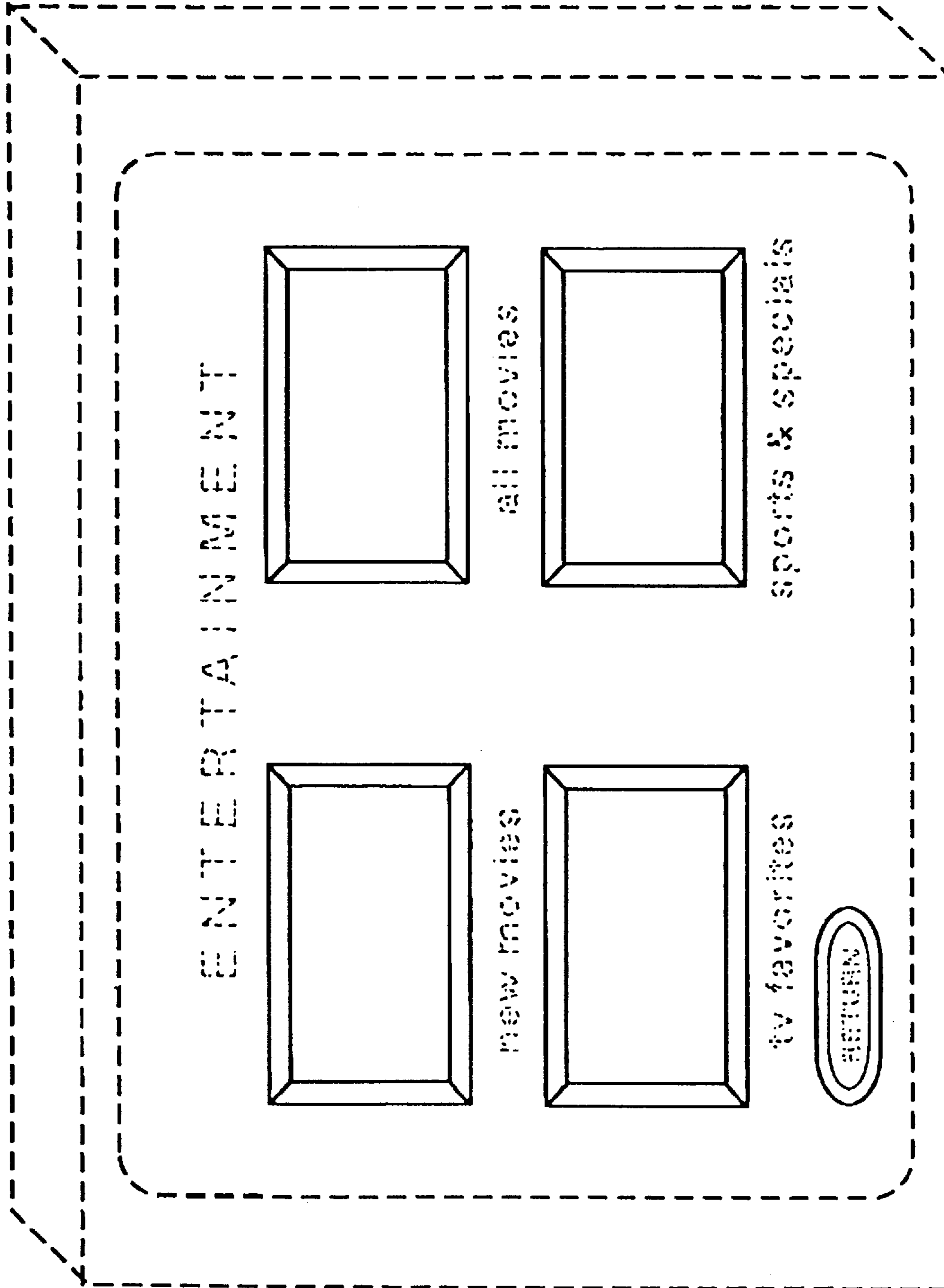


FIG. 1

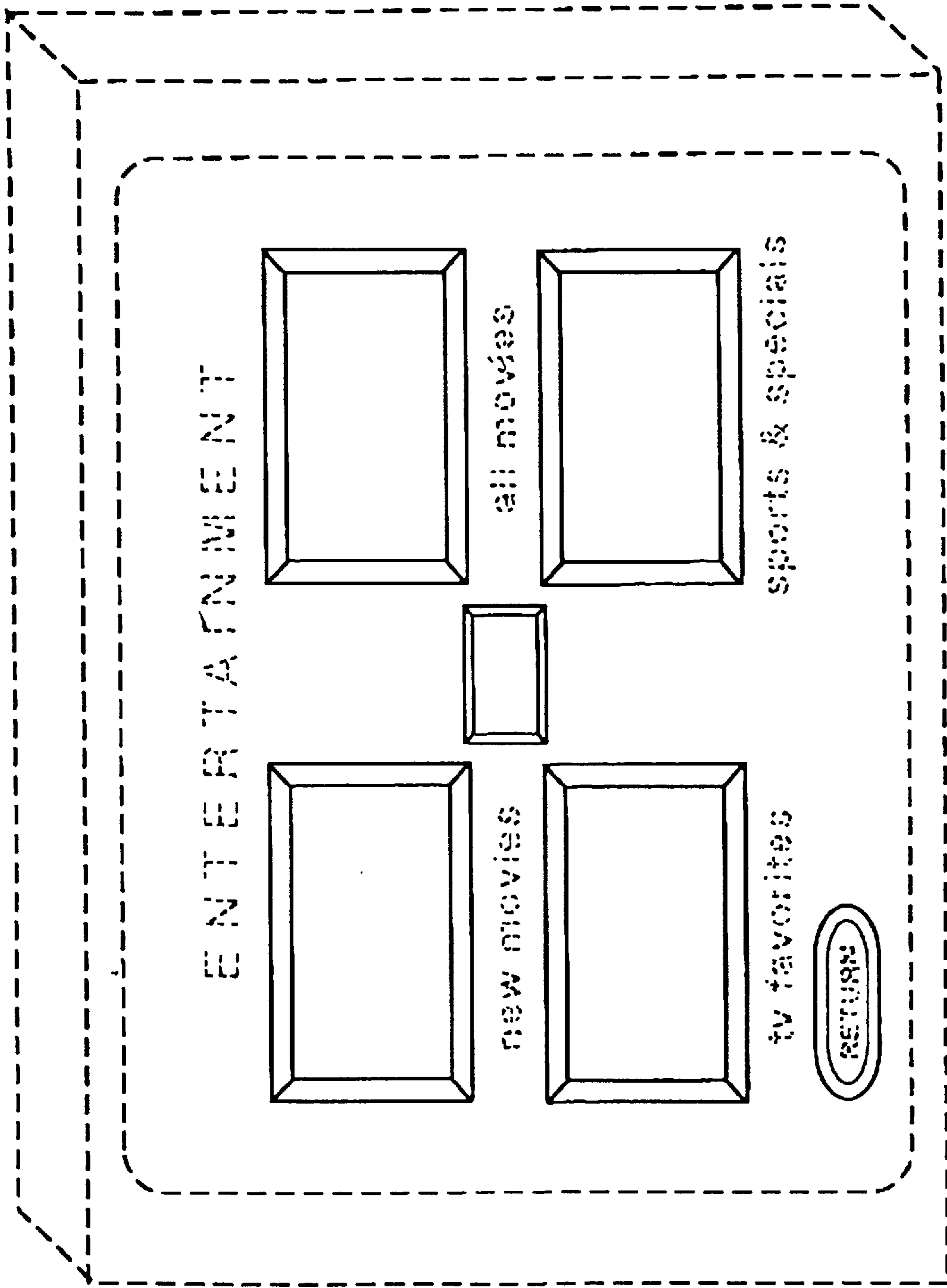


FIG. 2

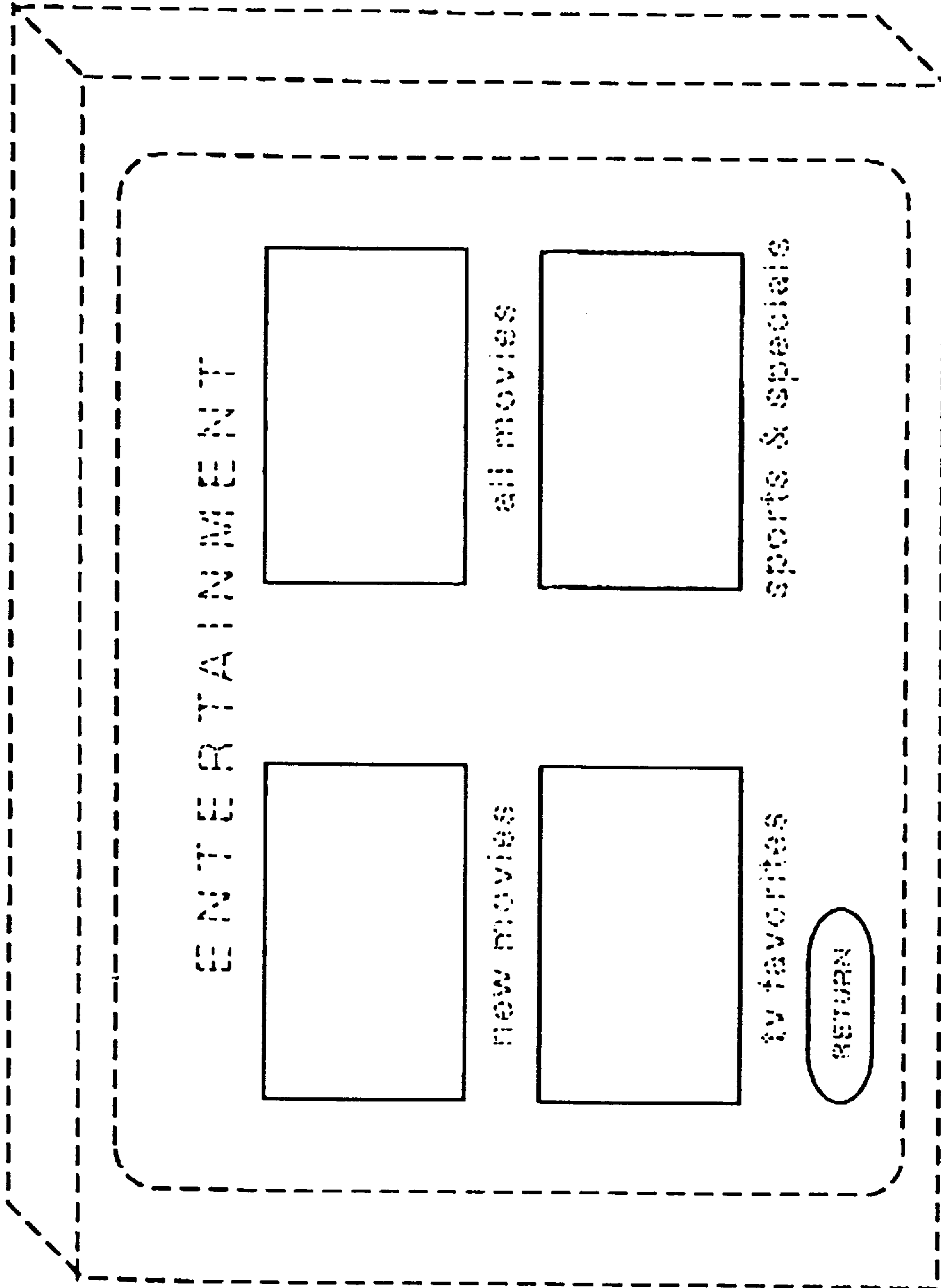


FIG. 3