



US00D400500S

**United States Patent** [19]  
**Kelly**

[11] **Patent Number: Des. 400,500**

[45] **Date of Patent: \*\*Nov. 3, 1998**

[54] **INSULATOR**

4,692,599 9/1987 Howard et al. .... 219/532

[75] Inventor: **Winfield LeRoy Kelly**, Hialeah, Fla.

*Primary Examiner*—Joel Sincavage  
*Attorney, Agent, or Firm*—Nikaido, Marmelstein, Murray & Oram, LLP

[73] Assignee: **Warren Technology, Inc.**, Hialeah, Fla.

[\*\*] Term: **14 Years**

[57] **CLAIM**

[21] Appl. No.: **64,564**

The ornamental design for the insulator, as shown and described.

[22] Filed: **Jan. 6, 1997**

**DESCRIPTION**

[51] **LOC (6) Cl.** ..... **13-03**

FIG. 1 is a perspective view of my new design for an insulator;

[52] **U.S. Cl.** ..... **D13/132**

FIG. 2 is a top plan view thereof, the bottom plan view being identical;

[58] **Field of Search** ..... D13/29, 30, 31,  
D13/32; 174/138 J, 175; 219/532

FIG. 3 is a side view thereof, the opposite side view being identical; and,

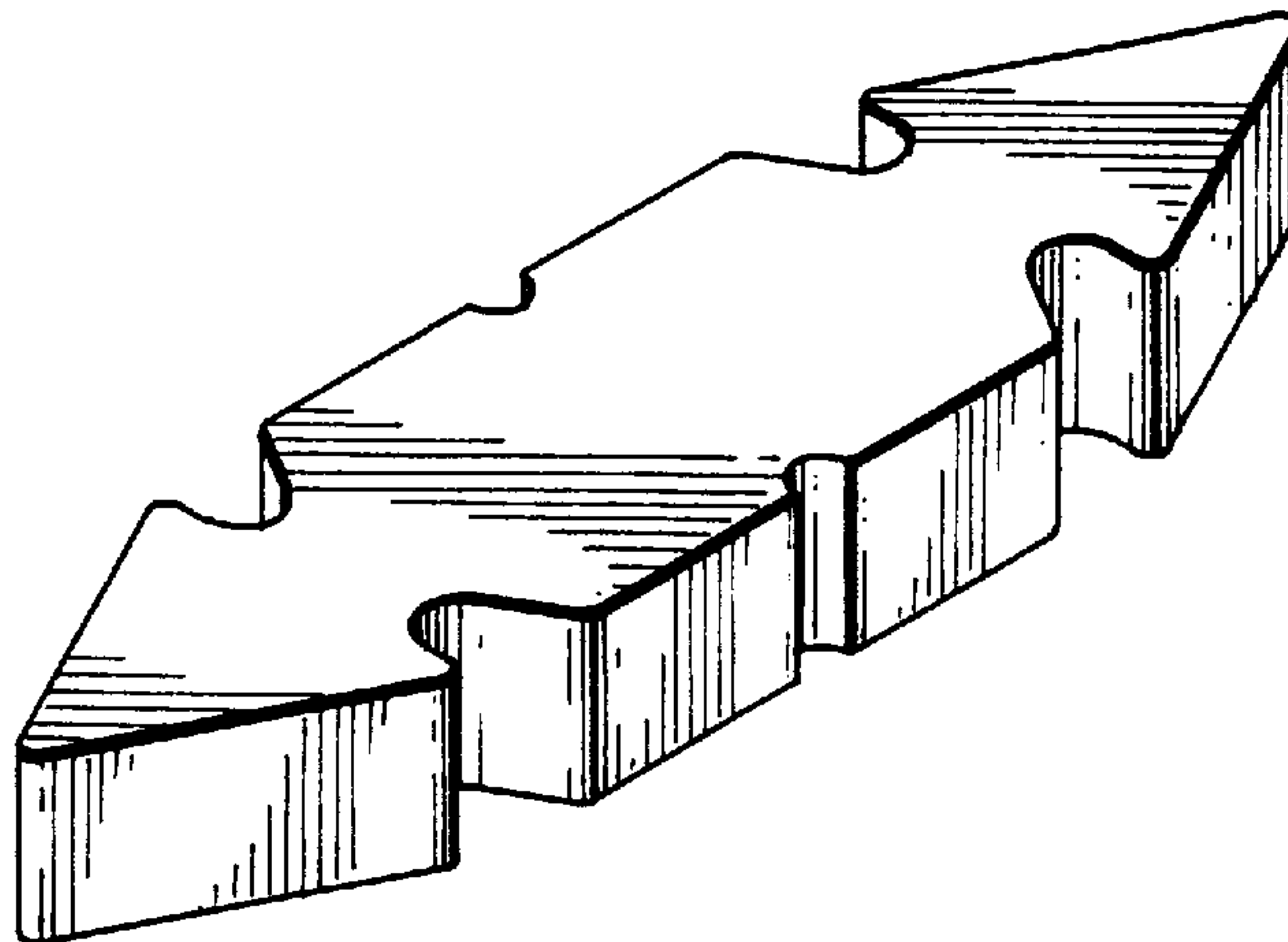
[56] **References Cited**

FIG. 4 is an end view thereof, the opposite end view being identical.

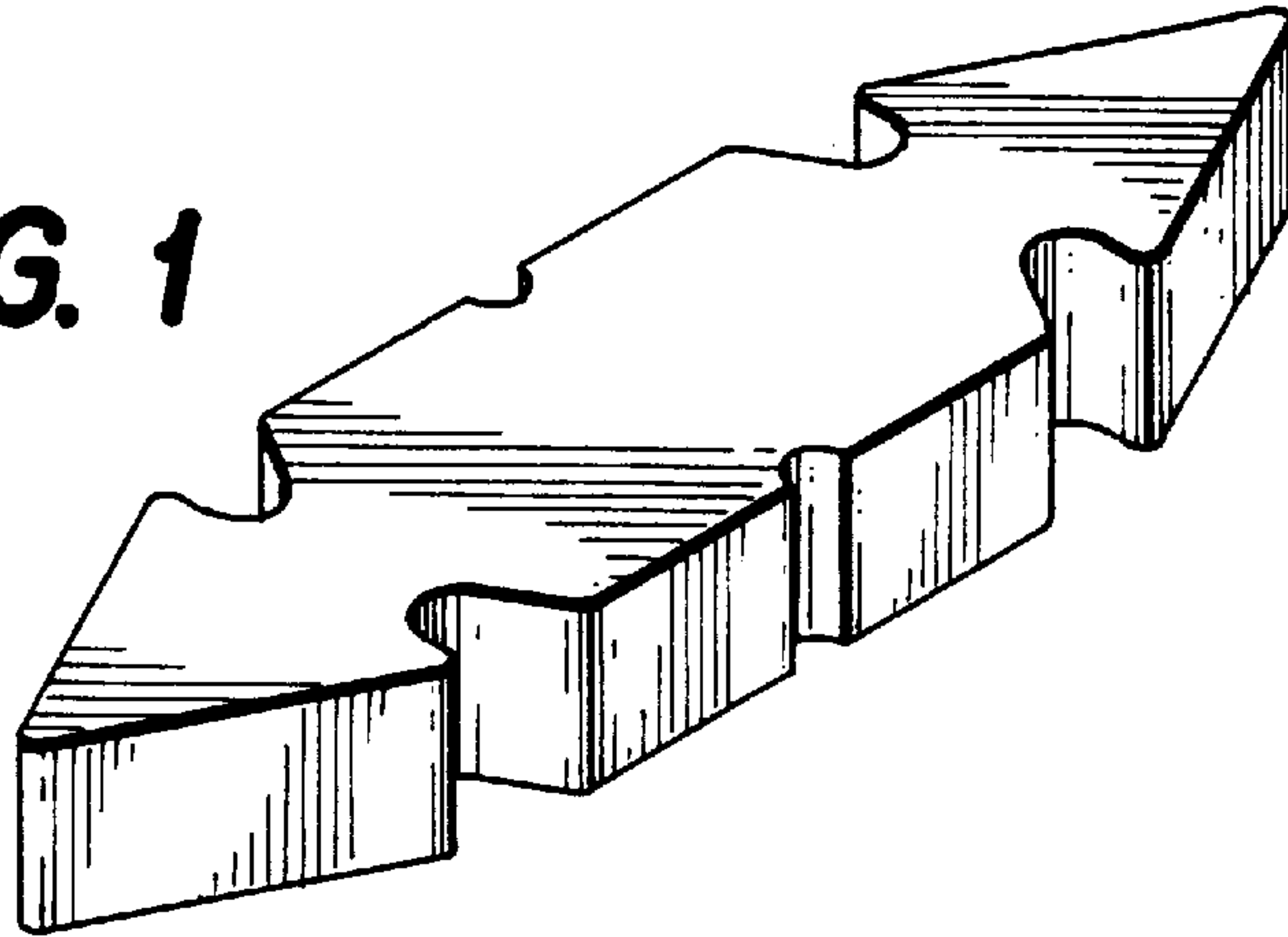
**U.S. PATENT DOCUMENTS**

- D. 285,919 9/1986 Sherrill ..... D13/132
- 4,531,017 7/1985 Sherril ..... 174/138 J

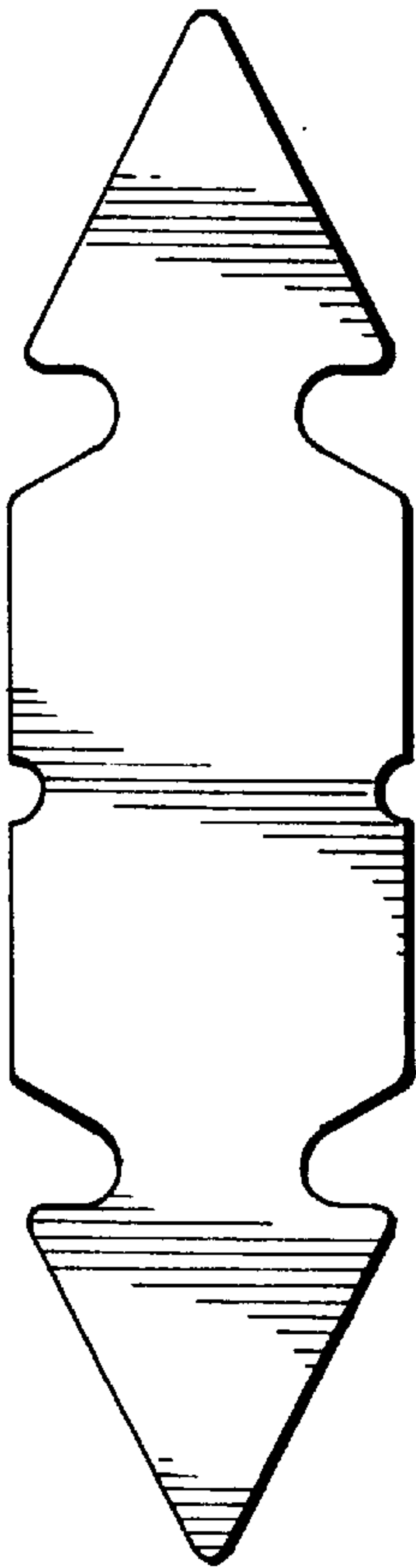
**1 Claim, 1 Drawing Sheet**




**FIG. 1**



**FIG. 2**



**FIG. 3**



**FIG. 4**

