



US00D400496S

United States Patent [19]

Barber et al.

[11] **Patent Number:** **Des. 400,496**

[45] **Date of Patent:** ****Nov. 3, 1998**

[54] **BATTERY APPARATUS**

[75] Inventors: **James Henry Barber**, Mundelein;
John Christopher Byrne, Chicago;
Frank Henry Stone, III, Waukegan, all
of Ill.

[73] Assignee: **Motorola, Inc.**, Schaumburg, Ill.

[**] Term: **14 Years**

[21] Appl. No.: **82,374**

[22] Filed: **Jan. 21, 1998**

[51] **LOC (6) Cl.** **13-02**

[52] **U.S. Cl.** **D13/103**

[58] **Field of Search** D13/103; 429/96-100,
429/163, 176

[56] **References Cited**

U.S. PATENT DOCUMENTS

D. 386,742	11/1997	Amero, Jr. et al.	D13/103
D. 390,185	7/1995	Kobayashi	D13/103
5,104,608	4/1992	Koenck	429/99 X

OTHER PUBLICATIONS

Battery at <http://www.batteriesplus.com/prod/celmob/celmob4.gif>, Sep. 1997.

Primary Examiner—Joel Sincavage

Attorney, Agent, or Firm—John J. King

[57] **CLAIM**

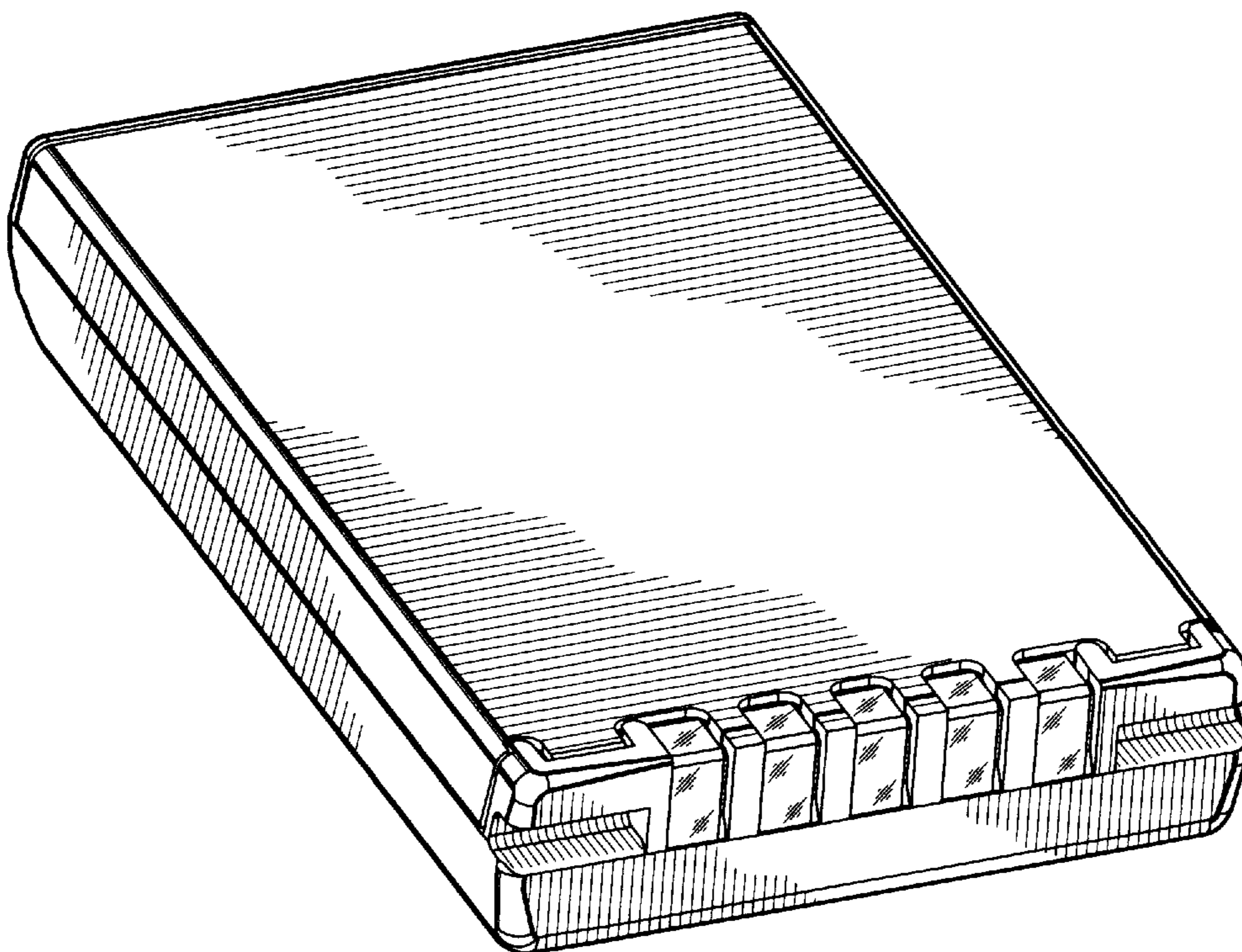
The ornamental design for a battery apparatus, as shown and described.

DESCRIPTION

FIG. 1 is a rear, bottom and right side perspective view of the battery apparatus showing our new design;
 FIG. 2 is a right side elevational view thereof;
 FIG. 3 is a rear plan view thereof;
 FIG. 4 is a bottom elevational view plan view thereof;
 FIG. 5 is a front plan view thereof;
 FIG. 6 is a left side elevational view thereof;
 FIG. 7 is a top elevational view thereof;
 FIG. 8 is a rear, bottom and right side perspective view of the battery apparatus showing an alternate embodiment of our new design;
 FIG. 9 is a right side elevational view thereof;
 FIG. 10 is a rear plan view thereof;
 FIG. 11 is a bottom elevational view plan view thereof;
 FIG. 12 is a front plan view thereof;
 FIG. 13 is a left side elevational view thereof; and,
 FIG. 14 is a top elevational view thereof.

The broken line showing in FIGS. 1-7 is included for the purpose of illustrating environmental structure only and forms no part of the first embodiment.

1 Claim, 6 Drawing Sheets



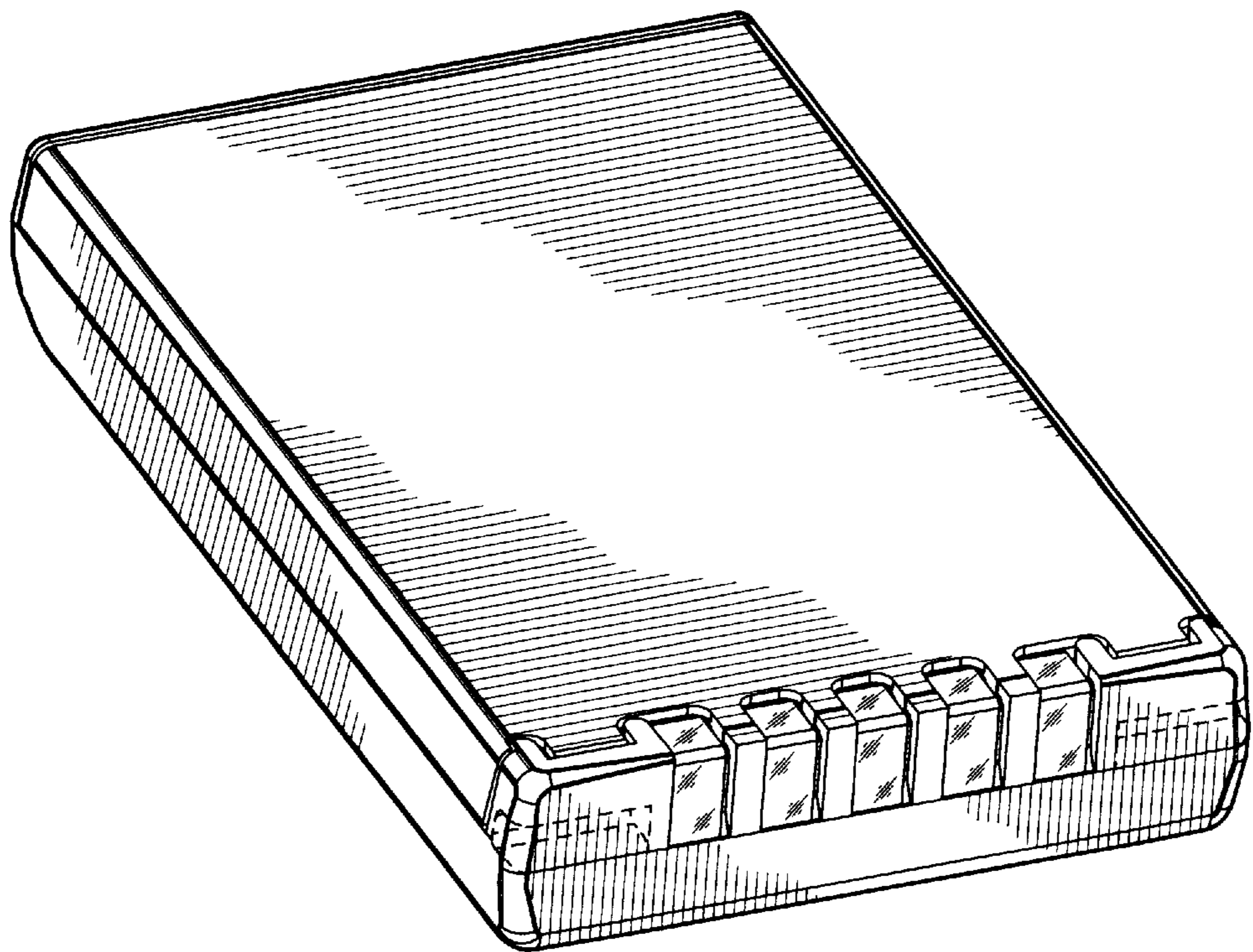


FIG. 1




FIG. 2




FIG. 3




FIG. 4




FIG. 5




FIG. 6

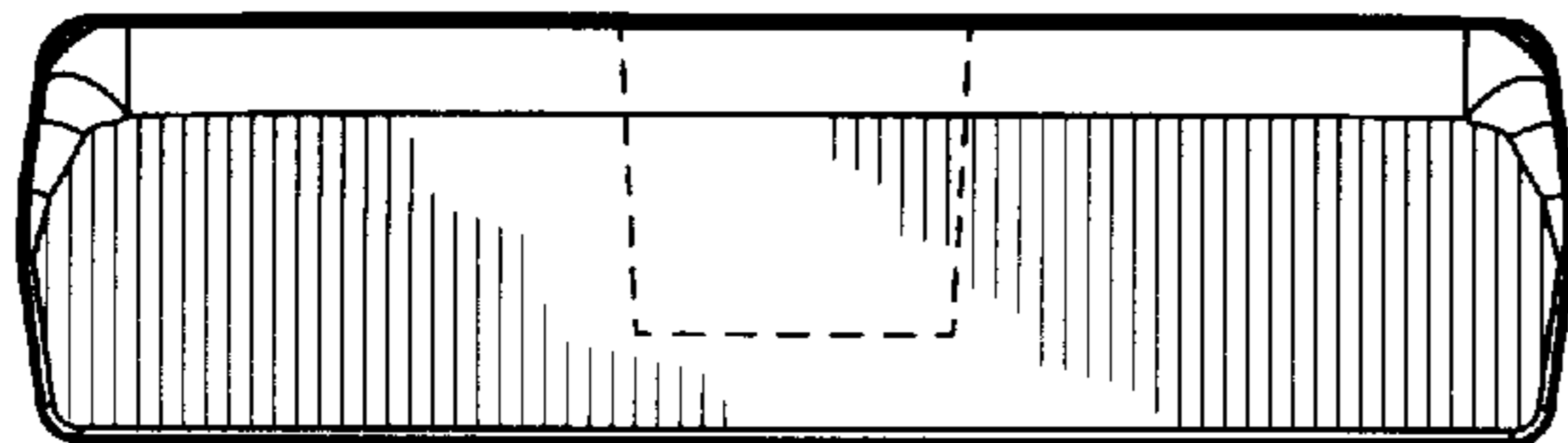


FIG. 7

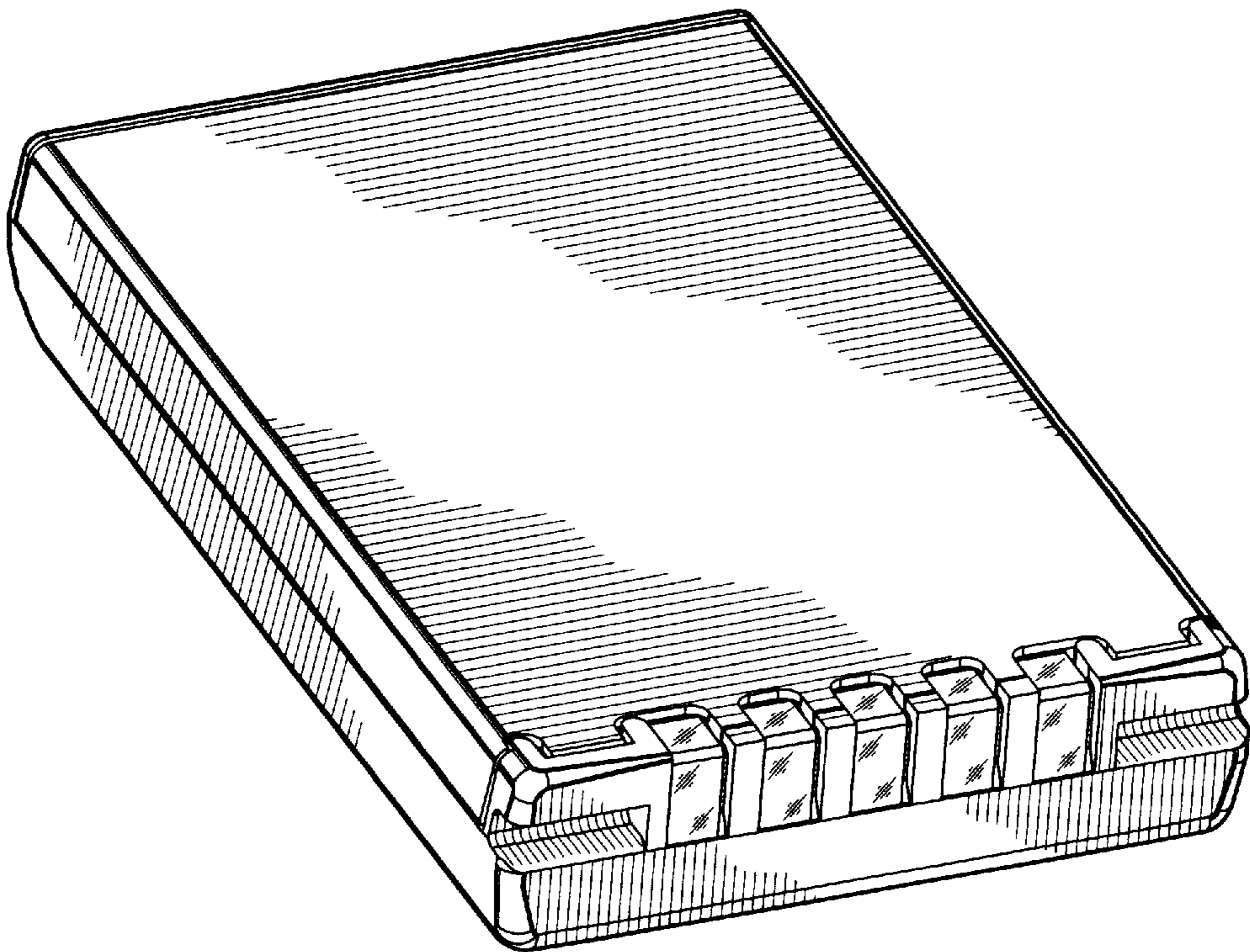


FIG. 8




FIG. 9




FIG. 10

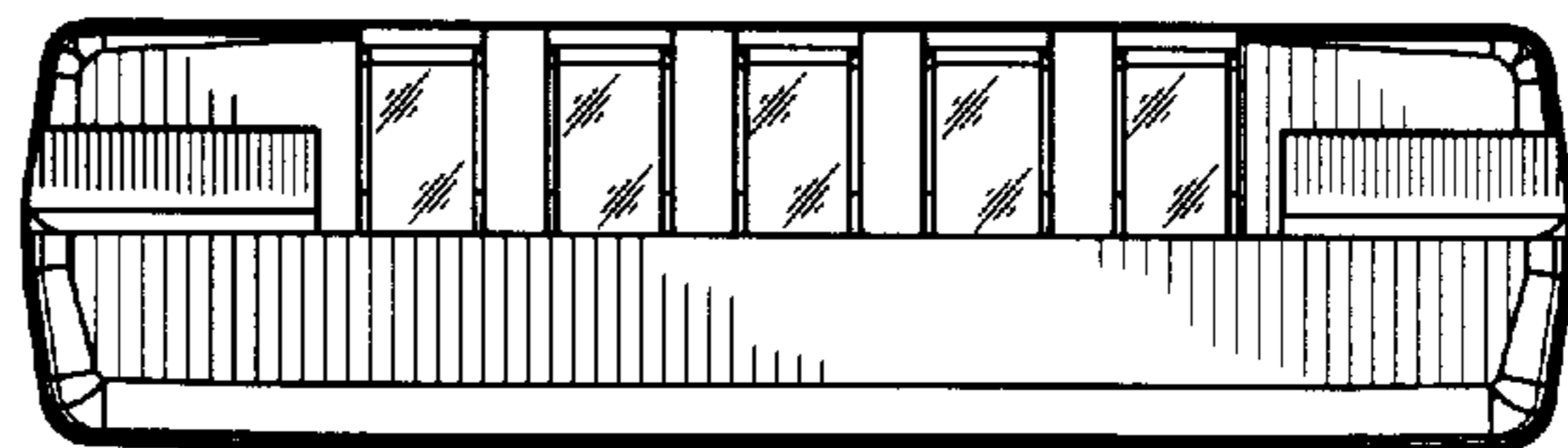


FIG. 11




FIG. 12




FIG. 13

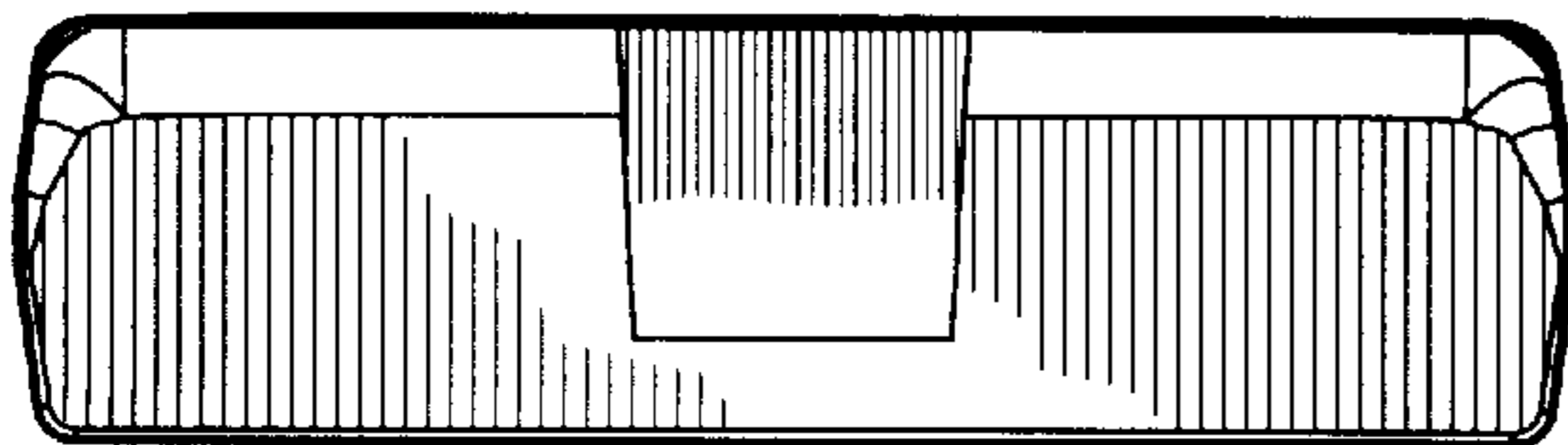


FIG. 14