



US00D400490S

United States Patent [19] Marks

[11] **Patent Number: Des. 400,490**
[45] **Date of Patent: **Nov. 3, 1998**

[54] **LOW PROFILE, FLAT SPRING
WINDSHIELD WIPER FRAME**

D. 240,809 8/1976 Diebel D12/219
D. 267,940 2/1983 Duvoux D12/219
D. 298,926 12/1988 Rusnak D12/220
3,623,183 11/1971 Wilfert et al. 15/250.43

[75] Inventor: **Joel Steven Marks**, Los Angeles, Calif.

[73] Assignee: **WorkTools, Inc.**, Chatsworth, Calif.

[**] Term: **14 Years**

Primary Examiner—Ralf Seifert
Attorney, Agent, or Firm—Paul Y. Feng; Fulwider Patton
Lee & Utecht, LLP

[21] Appl. No.: **55,590**

[57] **CLAIM**

[22] Filed: **Jun. 7, 1996**

The ornamental design for a low profile, flat spring windshield wiper frame, as shown and described.

Related U.S. Application Data

DESCRIPTION

[63] Continuation of Ser. No. 331,705, Oct. 31, 1994.

FIG. 1 is a top plan view of a low profile, flat spring windshield wiper frame showing my new design;

[51] **LOC (6) Cl.** **12-01**

FIG. 2 is a side elevational view;

[52] **U.S. Cl.** **D12/219**

FIG. 3 is an end elevational view;

[58] **Field of Search** D12/219, 220;
15/250.46, 250.32, 250.04, 250.17, 250.203,
250.27, 250.31, 250.5, 250.43, 250.47,
250.35, 250.043, 250.036

FIG. 4 is a bottom plan view;

FIG. 5 is a top plan view of a low profile, flat spring windshield wiper frame showing a second embodiment of my new design;

[56] **References Cited**

FIG. 6 is a side elevational view of FIG. 5;

U.S. PATENT DOCUMENTS

FIG. 7 is an end elevational view of FIG. 5; and,

D. 221,535 8/1971 Norman D12/220

FIG. 8 is a bottom plan view of FIG. 5.

1 Claim, 2 Drawing Sheets

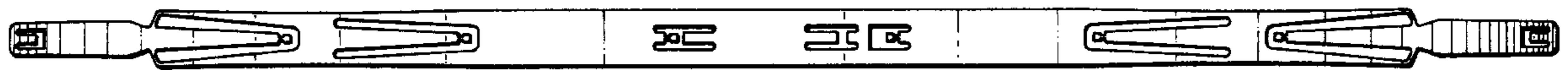


FIG. 1



FIG. 2

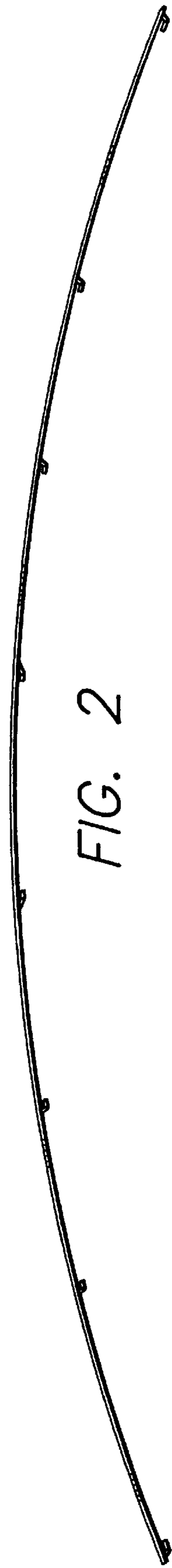


FIG. 3

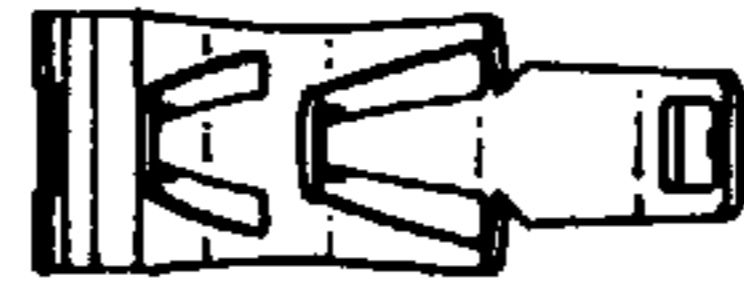


FIG. 4



FIG. 5

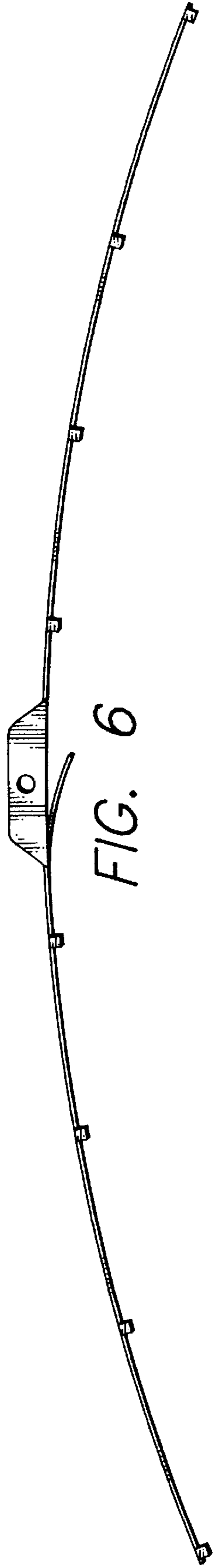
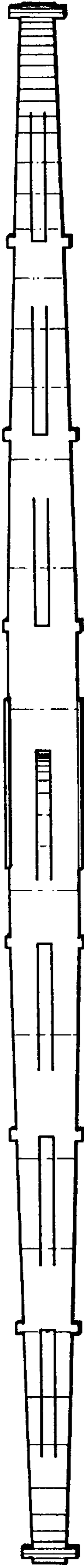


FIG. 6

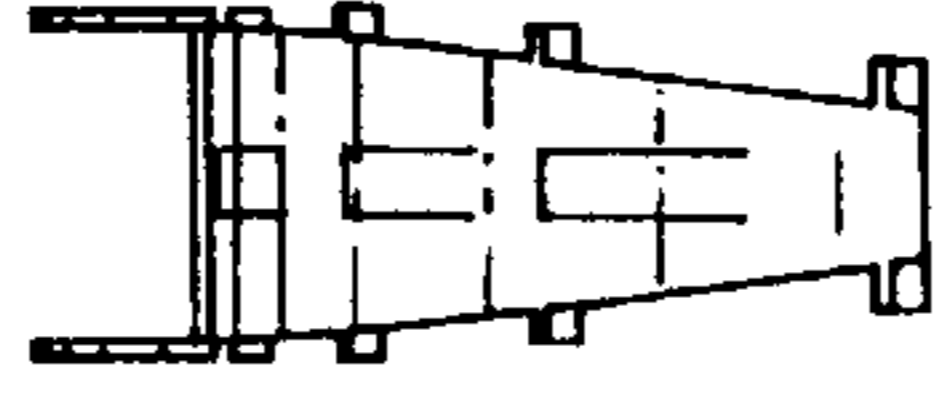


FIG. 7

FIG. 8

