



US00D400488S

United States Patent [19] Chung

[11] **Patent Number: Des. 400,488**

[45] **Date of Patent: **Nov. 3, 1998**

[54] **VEHICLE-WHEEL FRONT FACE**

D. 388,390 12/1997 Chung D12/209
D. 390,822 2/1998 Neeper D12/209
D. 391,544 3/1998 Noriega D12/209

[75] Inventor: **Suny Chung**, Placentia, Calif.

[73] Assignee: **Mobile Hi-Tech Wheels**, Torrance, Calif.

Primary Examiner—James Gandy
Assistant Examiner—Stacia Sinuik
Attorney, Agent, or Firm—Christie, Parker & Hale, LLP

[**] Term: **14 Years**

[57] CLAIM

[21] Appl. No.: **82,063**

The ornamental design for vehicle-wheel front face, as shown and described.

[22] Filed: **Jan. 14, 1998**

[51] **LOC (6) Cl.** **12-16**

[52] **U.S. Cl.** **D12/209**

[58] **Field of Search** D12/204-213;
301/64.1, 65, 37.1

DESCRIPTION

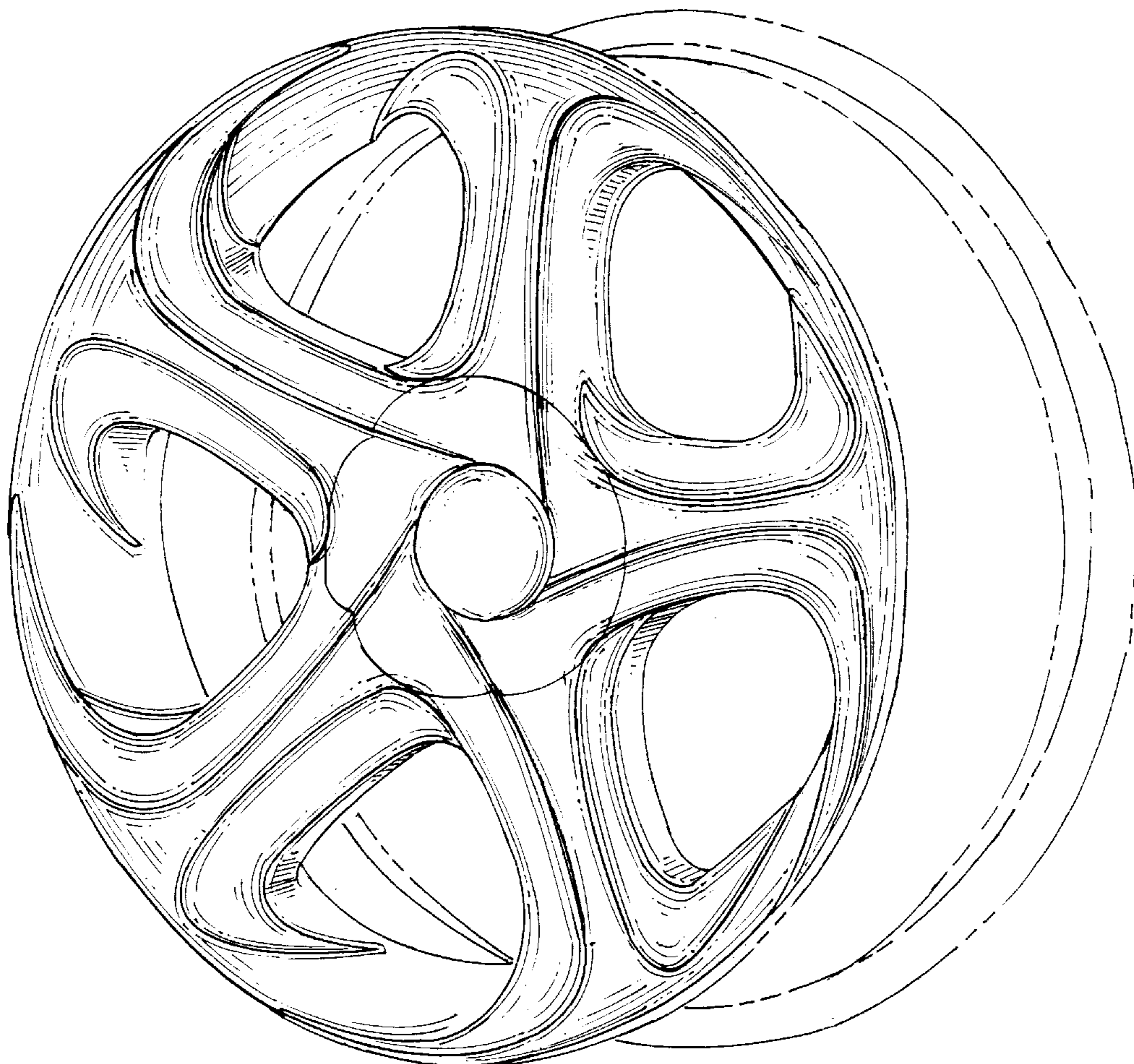
[56] References Cited

U.S. PATENT DOCUMENTS

- D. 302,264 7/1989 Soederberg D12/209
- D. 350,523 9/1994 Mobius D12/209
- D. 351,582 10/1994 Echazabel et al. D12/209
- D. 371,100 6/1996 Hatter D12/209
- D. 378,670 4/1997 Echazabal et al. D12/209
- D. 383,429 9/1997 Muzzarelli et al. D12/211
- D. 384,930 10/1997 Hale, Jr. D12/209
- D. 386,461 11/1997 Neeper D12/209

FIG. 1 is a perspective view of a vehicle-wheel front face according to my new design;
FIG. 2 is an enlarged front elevational view thereof;
FIG. 3 is an enlarged side view taken from the left side of FIG. 2, it being understood that the opposite side is a mirror image thereof; and,
FIG. 4 is a front elevational view of a second embodiment of my new design, with the only difference being a reversed curvature of the wheel spokes.
Portions of the wheel depicted in broken line are for illustrative purposes only, and form no part of the claimed design.

1 Claim, 4 Drawing Sheets






Fig. 1

FIG. 2




FIG. 3

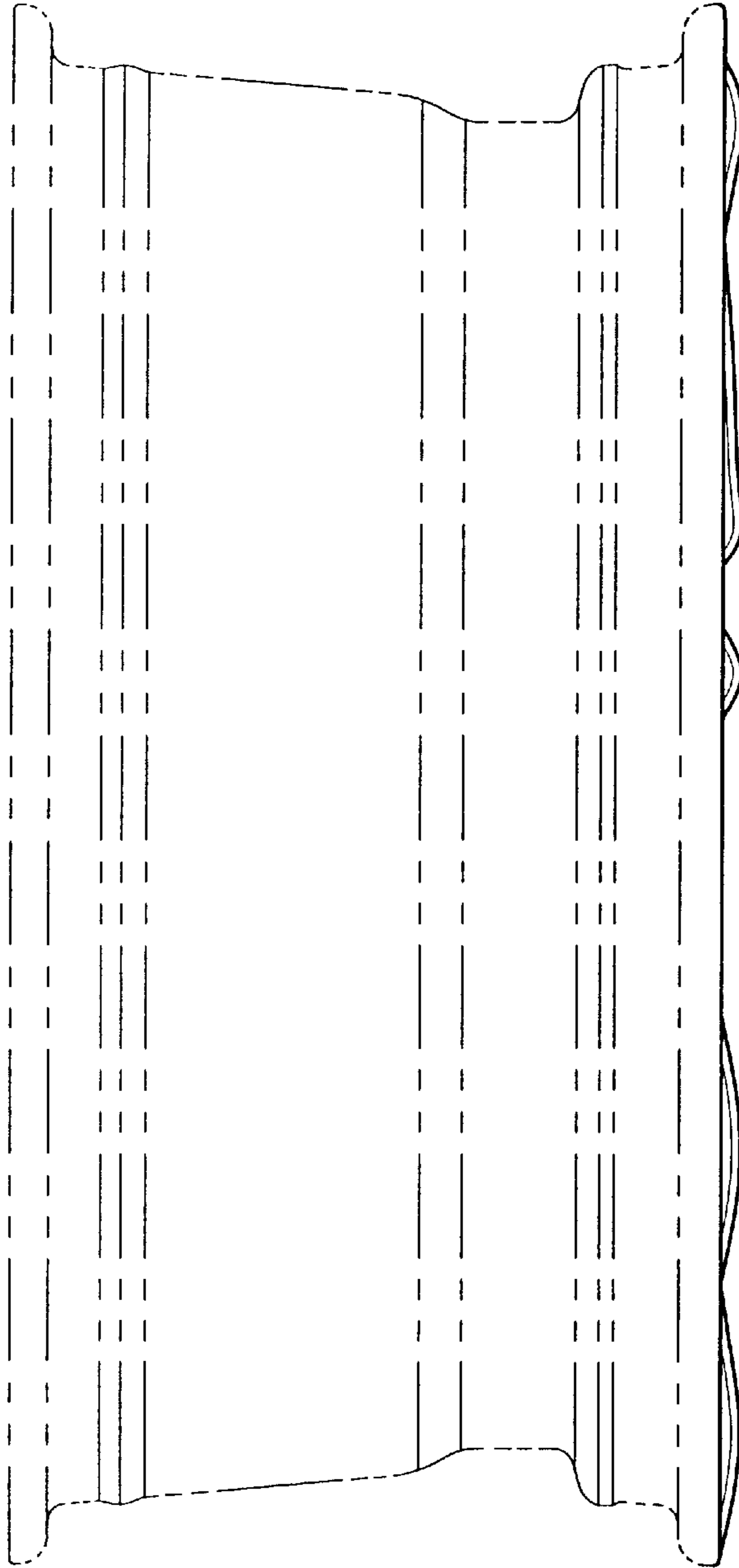


FIG. 4

