



US00D400480S

# United States Patent [19]

Johenning et al.

[11] Patent Number: Des. 400,480

[45] Date of Patent: \*\*Nov. 3, 1998

## [54] TIRE TREAD

[75] Inventors: **Christopher Paul Johenning**,  
Wadsworth; **Randall Raymond Brayer**,  
North Canton; **Terry John Waibel**,  
Wadsworth, all of Ohio

[73] Assignee: **The Goodyear Tire & Rubber  
Company**, Akron, Ohio

[\*\*] Term: **14 Years**

[21] Appl. No.: **81,713**

[22] Filed: **Dec. 19, 1997**

### Related U.S. Application Data

[62] Division of Ser. No. 66,215, Feb. 5, 1997.

[51] **LOC (6) Cl.** ..... **12-15**

[52] **U.S. Cl.** ..... **D12/147**

[58] **Field of Search** ..... D12/136, 138,  
D12/140-152; 152/209 A, 209 B, 209 D,  
209 R

### [56] References Cited

#### U.S. PATENT DOCUMENTS

D. 283,499	4/1986	Hammond	.....	D12/146
D. 307,120	4/1990	Ingley et al.	.....	D12/146
D. 310,985	10/1990	Covert et al.	.....	D12/147
D. 339,776	9/1993	Hayakawa et al.	.....	D12/147
D. 344,918	3/1994	Graas	.....	D12/147
D. 354,029	1/1995	Voigt et al.	.....	D12/147
D. 363,456	10/1995	Graas et al.	.....	D12/151
D. 370,196	5/1996	Graas et al.	.....	D12/147
5,213,641	5/1993	Tsuda et al.	.....	152/209 A
5,435,366	7/1995	Voigt et al.	.....	152/209 R

## FOREIGN PATENT DOCUMENTS

60-169304 9/1985 Japan ..... D12/147 X

## OTHER PUBLICATIONS

Hankook Ventus Plus 405 Tire, 1996 Tread Design Guide, p. 36, Feb. 1996.

Abstract of JP 08324210-A.

Kormoran Winter Tire, 1996 Tread Design Guide, p. 41, Feb. 1996.

Merit DH60 tire, 1996 Tread Design Guide, p. 48, Feb. 1996.

Nokian NRH Tire, 1996 Tread Design Guide, p. 55, Feb. 1996.

Riken Symex MR-V Tire, 1996 Tread Design Guide, p. 62, Feb. 1996.

*Primary Examiner*—Robert M. Spear

*Attorney, Agent, or Firm*—T. P. Lewandowski

## [57] CLAIM

The ornamental design for a tire tread, as shown and described.

## DESCRIPTION

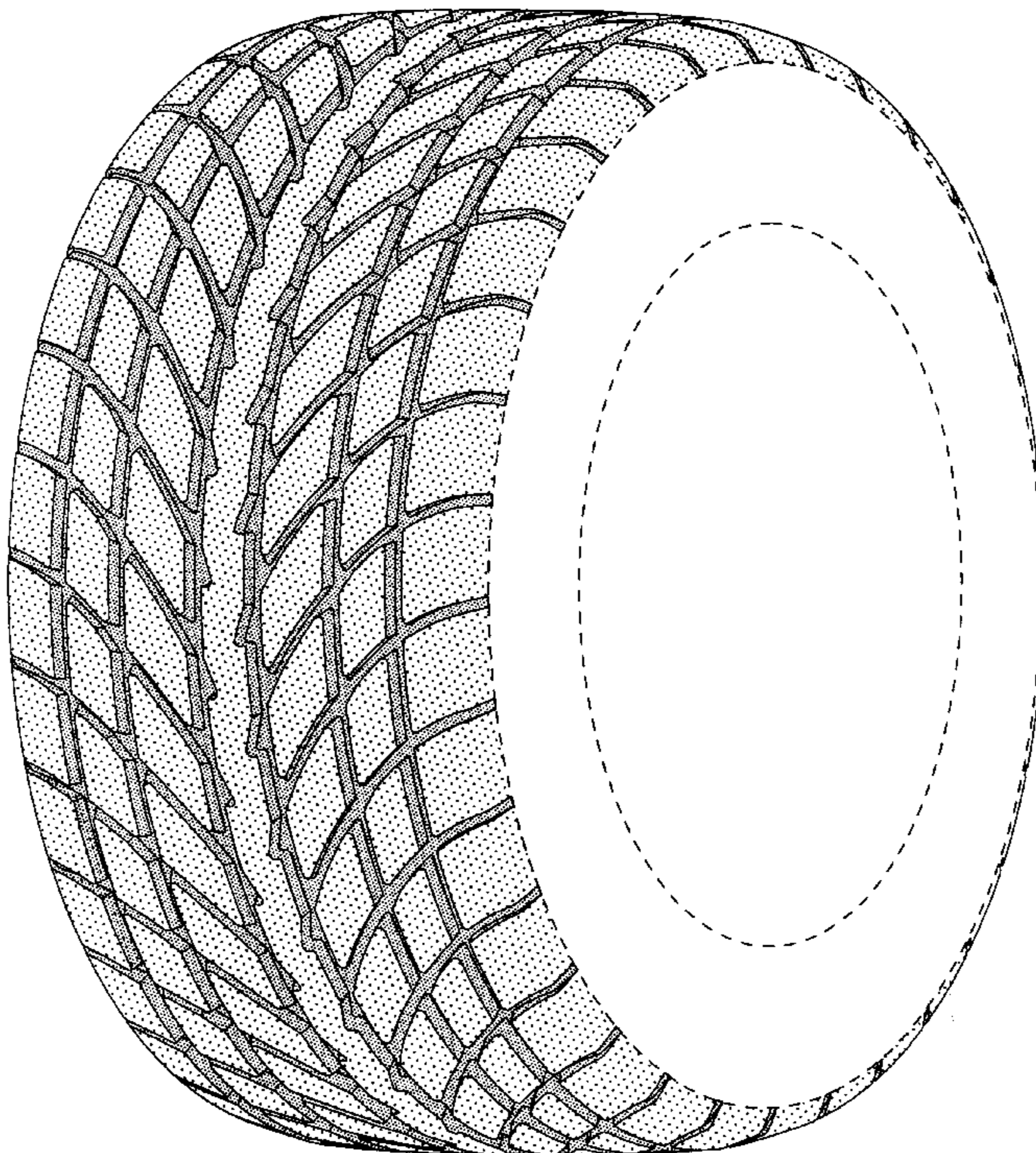
FIG. 1 is a perspective view of a tire tread, it being understood that the pattern repeats uniformly throughout the circumference of the tread;

FIG. 2 is a front elevational view thereof; and,

FIG. 3 is a side elevational view thereof, the opposite side elevational view being a mirror image thereof.

In the drawings, the broken lines defining the inner bead of the sidewall and the peripheral boundary between the tire tread and the sidewall are for illustrative purposes only and form no part of the claimed design.

**1 Claim, 3 Drawing Sheets**



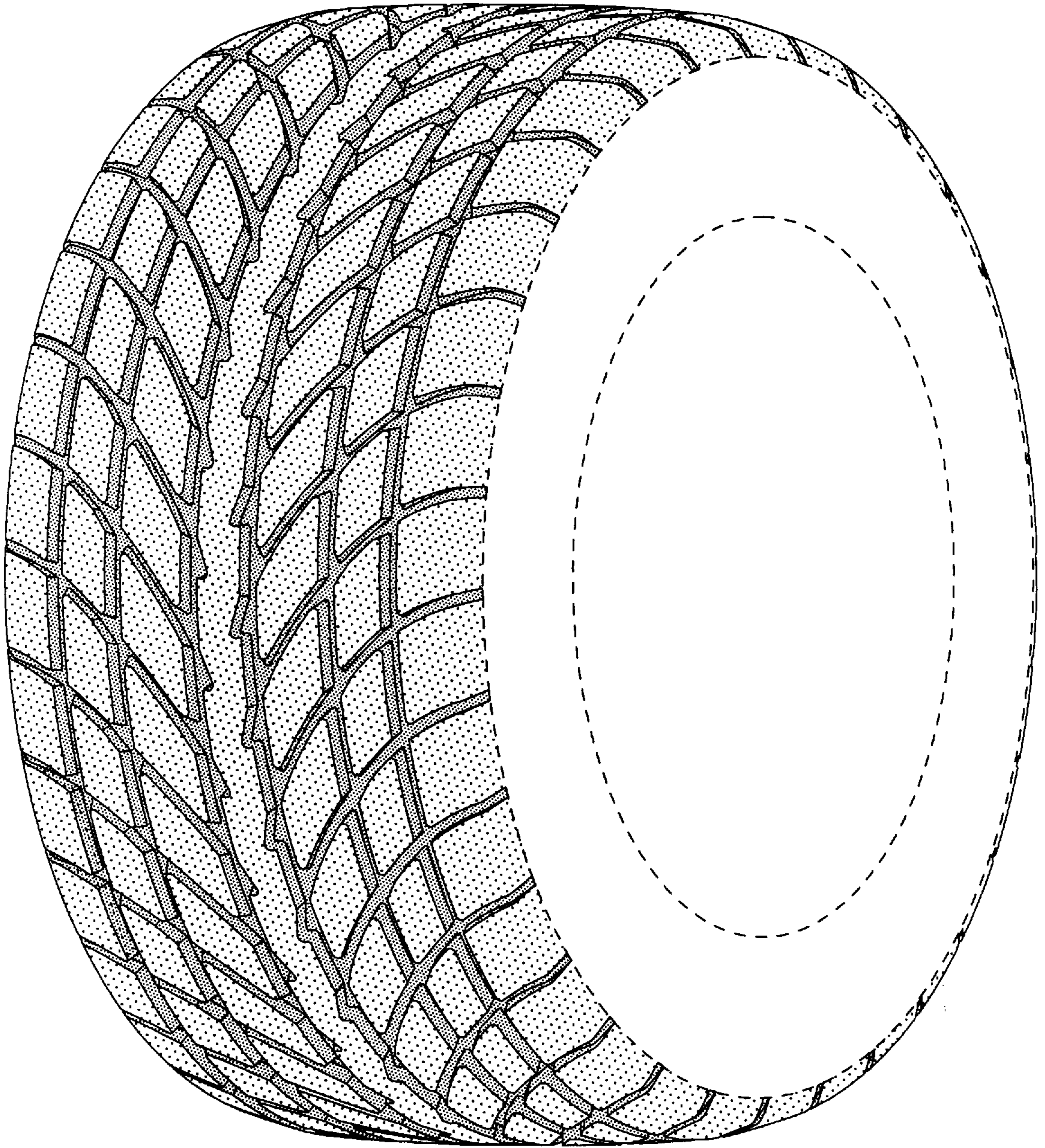


FIG-1

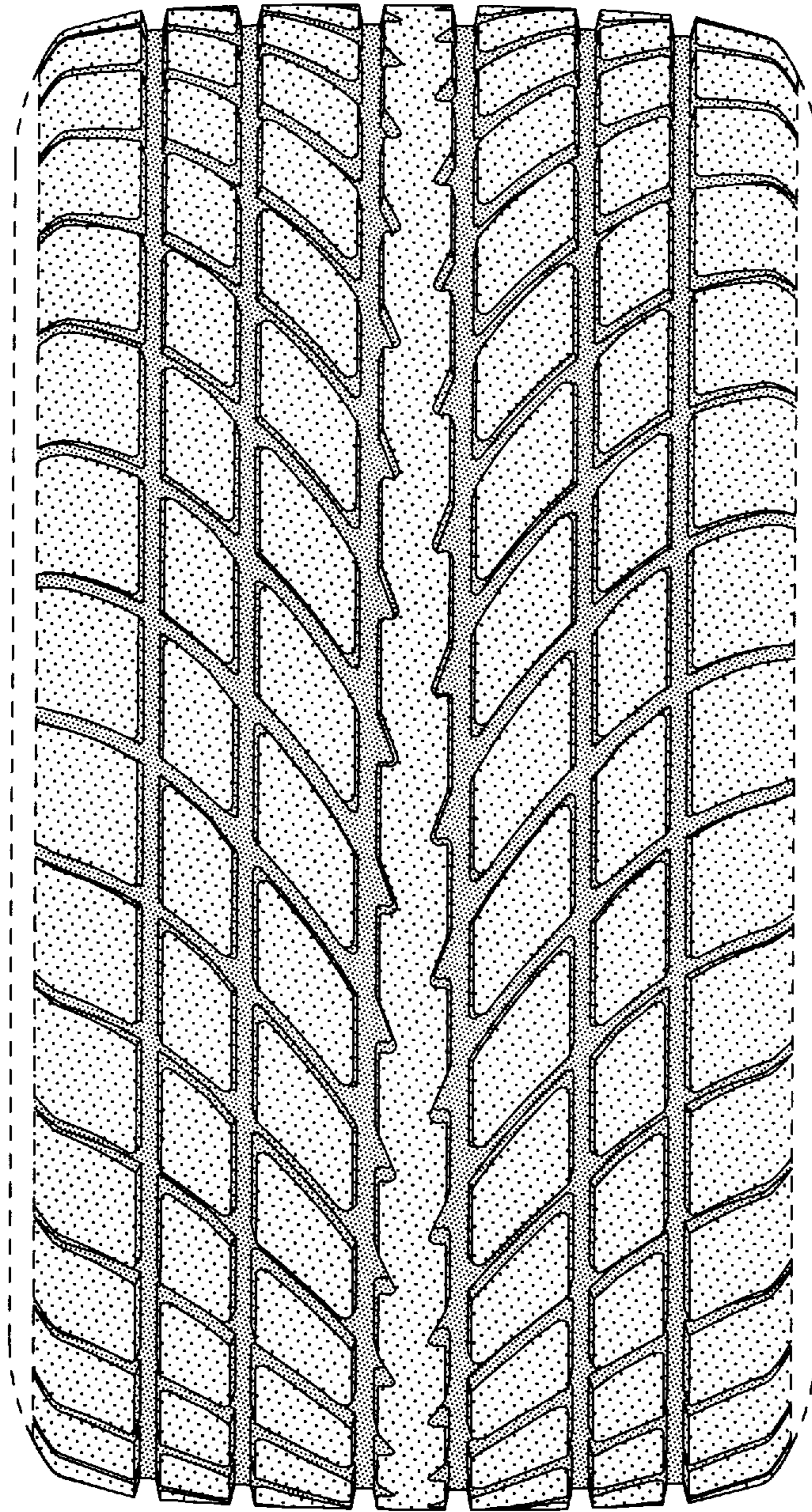


FIG-2

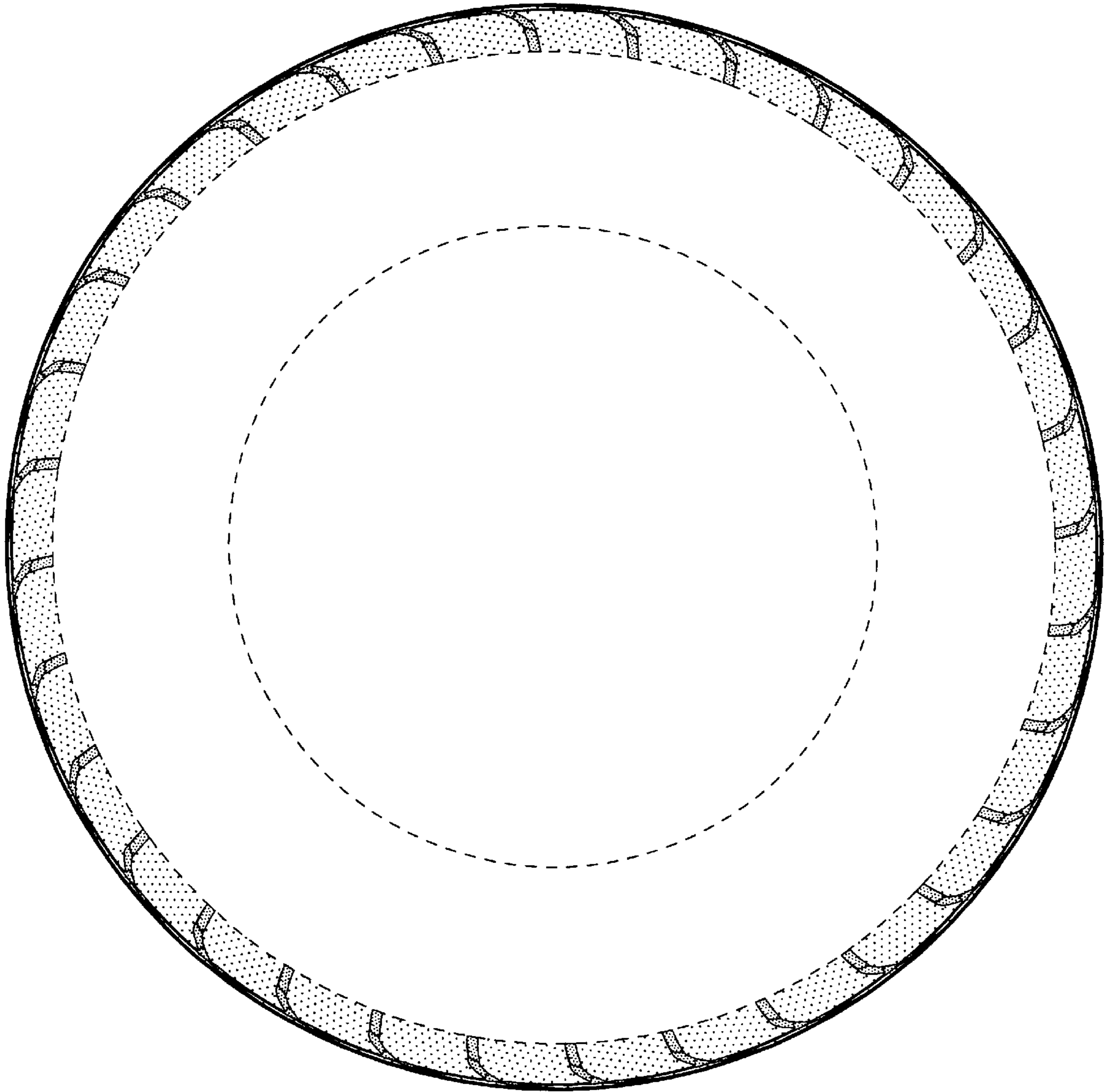


FIG-3